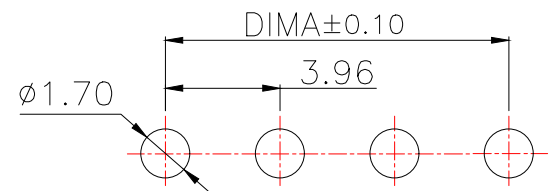
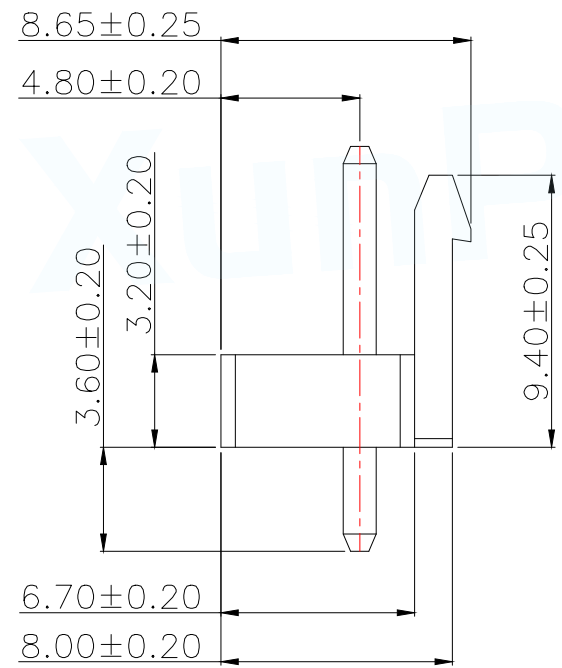
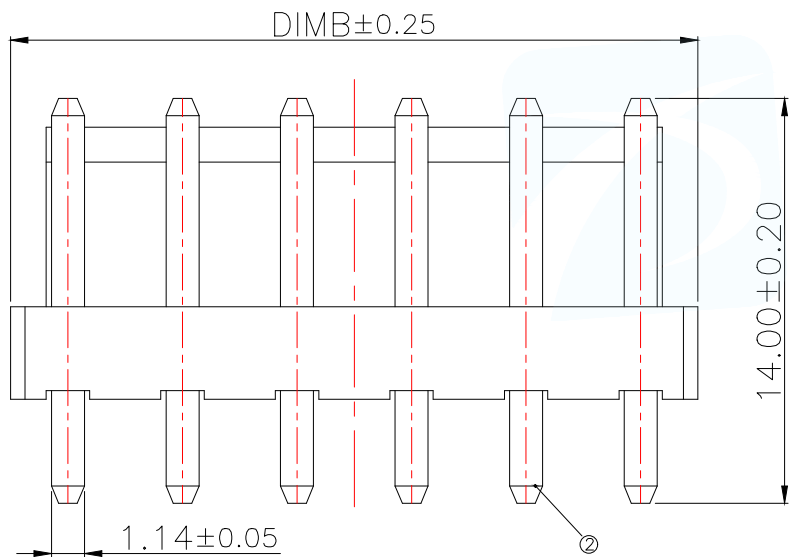


Part No	Pin	A	B
WAFER-VH3.96-2PZZ-H62	2	3.96	7.92
WAFER-VH3.96-3PZZ-H62	3	7.92	11.88
WAFER-VH3.96-4PZZ-H62	4	11.88	15.84
WAFER-VH3.96-5PZZ-H62	5	15.84	19.80
WAFER-VH3.96-6PZZ-H62	6	19.80	23.76
WAFER-VH3.96-7PZZ-H62	7	23.76	27.72
WAFER-VH3.96-8PZZ-H62	8	27.72	31.68
WAFER-VH3.96-9PZZ-H62	9	31.68	35.64
WAFER-VH3.96-10PZZ-H62	10	35.64	39.60
WAFER-VH3.96-11PZZ-H62	11	39.60	43.56
WAFER-VH3.96-12PZZ-H62	12	43.56	47.52
WAFER-VH3.96-13PZZ-H62	13	47.52	51.48
WAFER-VH3.96-14PZZ-H62	14	51.48	55.44
WAFER-VH3.96-15PZZ-H62	15	55.44	59.40
WAFER-VH3.96-16PZZ-H62	16	59.40	63.36



适用线路板(PCB LAYOUT)

序号	品名	材质
1	VH3.96 胶芯	PA66 UL94V-2 Yellow
2	VH3.96 直针 端子	Copper Alloy/ Tin Plating

Technical Index:
 1. Temperature range: -25°C~85°C.
 2. Rated voltage: 250V DC/AC(rms).
 3. Rated current: 7.0A.
 4. Contact resistance: ≤20mΩ.
 5. Withstanding voltage: 1500V AC/minute.
 6. Insulation resistance: ≥1000MΩ.

MANUFACTURE DWG		 东莞市讯普电子科技有限公司 DongGuan XunPu Electronics Co.,Ltd	
UNLESS OTHERWISE SPECIFIED TOLERANCES			TITLE: VH3.96 直针
DECIMALS:	ANGLES:		PAR WAFER-VH3.96-NPZZ-H62
X.:±0.50	X'::±5°		DWN
.X.:±0.20	X.X'::±3°		CHKD
.XX.:±0.10	X.XX'::±1°	CUSTOMER COPY	APVD
		SCALE:1:1	UNIT:MM
		SIZE:A4	SHEET:1F1
			REV:A