

## Printed-circuit board connector - MSTB 2,5/ 9-ST - 1754588

Please be informed that the data shown in this PDF Document is generated from our Online Catalog. Please find the complete data in the user's documentation. Our General Terms of Use for Downloads are valid (<http://phoenixcontact.com/download>)

PCB connector, nominal current: 12 A, number of positions: 9, pitch: 5 mm, connection method: Screw connection with tension sleeve, color: green, contact surface: Tin




The figure shows a 10-position version of the product

### Your advantages

- ✓ Well-known connection principle allows worldwide use
- ✓ Low temperature rise, thanks to maximum contact force
- ✓ Allows connection of two conductors



### Key Commercial Data

Packing unit	1 pc
GTIN	 4 017918 028756
GTIN	4017918028756
Weight per Piece (excluding packing)	15.290 g
Custom tariff number	85366990
Country of origin	United States

### Technical data

#### Dimensions

Length [ l ]	18.2 mm
Width [ w ]	45 mm
Height [ h ]	15 mm
Pitch	5 mm
Dimension a	40 mm

# Printed-circuit board connector - MSTB 2,5/ 9-ST - 1754588

## Technical data

### General

Range of articles	MSTB 2,5/...-ST
Number of positions	9
Connection method	Screw connection with tension sleeve
Insulating material group	I
Rated surge voltage (III/3)	4 kV
Rated surge voltage (III/2)	4 kV
Rated surge voltage (II/2)	4 kV
Rated voltage (III/3)	250 V
Rated voltage (III/2)	320 V
Rated voltage (II/2)	630 V
Connection in acc. with standard	EN-VDE
Nominal current $I_N$	12 A
Nominal cross section	2.5 mm <sup>2</sup>
Maximum load current	12 A (with a 2.5 mm <sup>2</sup> conductor cross section)
Insulating material	PA
Flammability rating according to UL 94	V0
Internal cylindrical gage	A3
Stripping length	7 mm
Screw thread	M3
Tightening torque, min	0.5 Nm
Tightening torque max	0.6 Nm

### Connection data

Conductor cross section solid min.	0.2 mm <sup>2</sup>
Conductor cross section solid max.	2.5 mm <sup>2</sup>
Conductor cross section flexible min.	0.2 mm <sup>2</sup>
Conductor cross section flexible max.	2.5 mm <sup>2</sup>
Conductor cross section flexible, with ferrule without plastic sleeve min.	0.25 mm <sup>2</sup>
Conductor cross section flexible, with ferrule without plastic sleeve max.	2.5 mm <sup>2</sup>
Conductor cross section flexible, with ferrule with plastic sleeve min.	0.25 mm <sup>2</sup>
Conductor cross section flexible, with ferrule with plastic sleeve max.	2.5 mm <sup>2</sup>
Conductor cross section AWG min.	24
Conductor cross section AWG max.	12
2 conductors with same cross section, solid min.	0.2 mm <sup>2</sup>
2 conductors with same cross section, solid max.	1 mm <sup>2</sup>
2 conductors with same cross section, stranded min.	0.2 mm <sup>2</sup>
2 conductors with same cross section, stranded max.	1.5 mm <sup>2</sup>

## Printed-circuit board connector - MSTB 2,5/ 9-ST - 1754588

### Technical data

#### Connection data

2 conductors with same cross section, stranded, ferrules without plastic sleeve, min.	0.25 mm <sup>2</sup>
2 conductors with same cross section, stranded, ferrules without plastic sleeve, max.	1 mm <sup>2</sup>
2 conductors with same cross section, stranded, TWIN ferrules with plastic sleeve, min.	0.5 mm <sup>2</sup>
2 conductors with same cross section, stranded, TWIN ferrules with plastic sleeve, max.	1.5 mm <sup>2</sup>
Minimum AWG according to UL/CUL	30
Maximum AWG according to UL/CUL	12

#### Standards and Regulations

Connection in acc. with standard	EN-VDE
	CSA
Flammability rating according to UL 94	V0

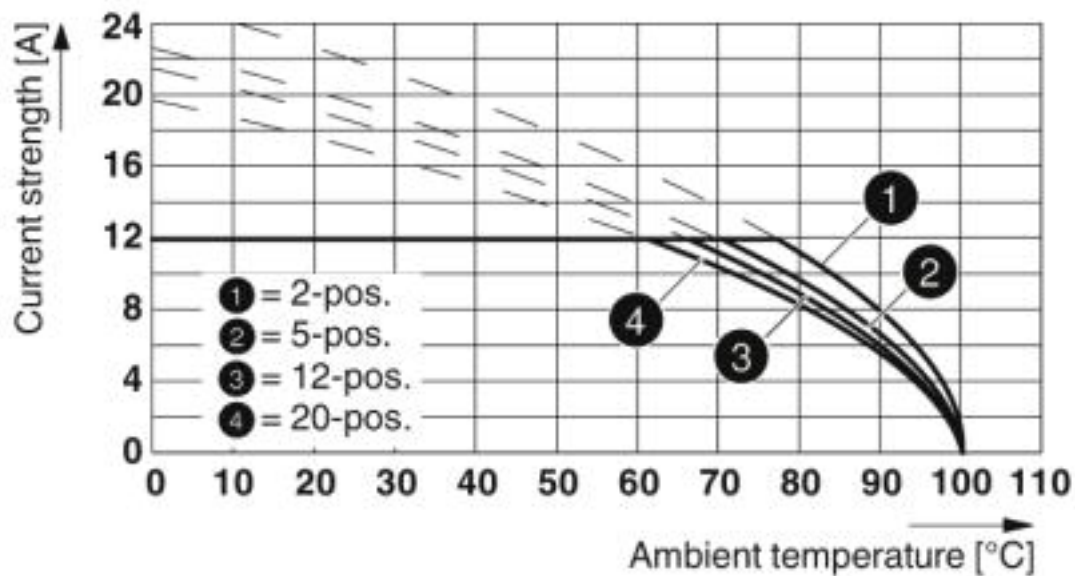
#### Environmental Product Compliance

	Lead 7439-92-1
China RoHS	Environmentally Friendly Use Period = 50
	For details about hazardous substances go to tab "Downloads", Category "Manufacturer's declaration"

### Drawings

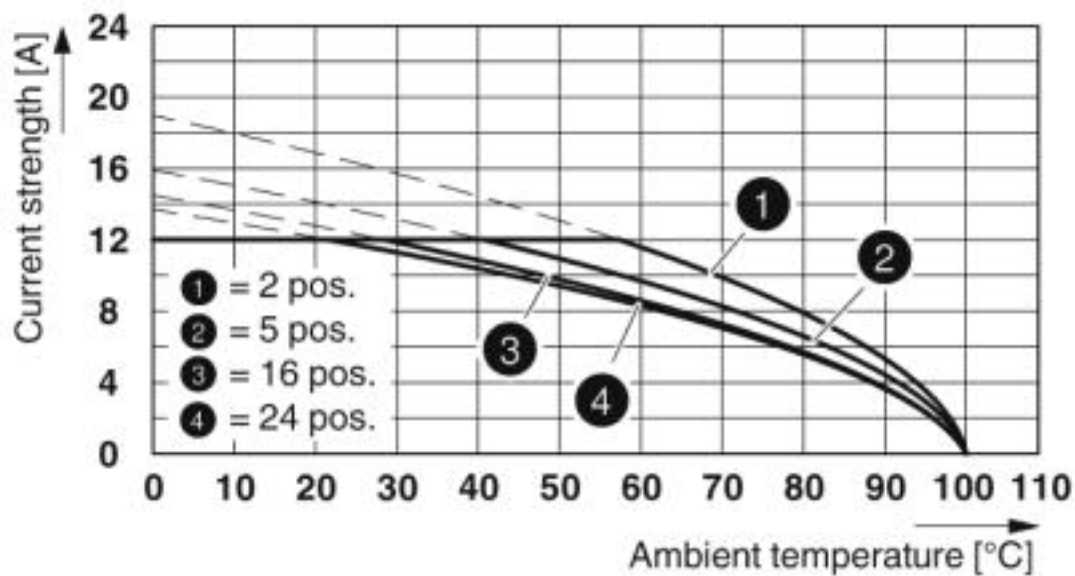
## Printed-circuit board connector - MSTB 2,5/ 9-ST - 1754588

Diagram



Type: MSTB 2,5/...-ST with MSTBW 2,5/...-G

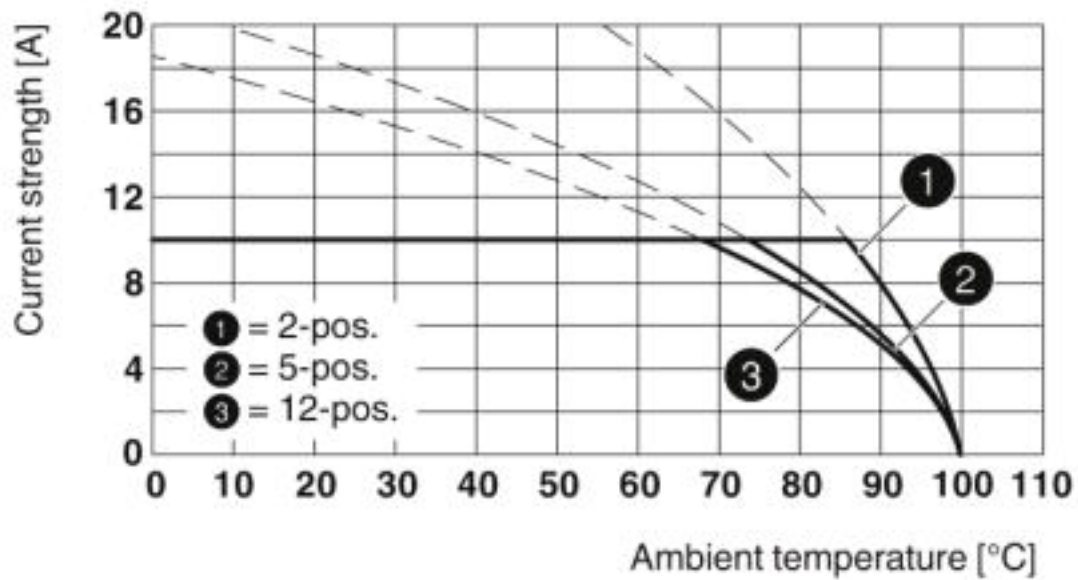
Diagram



Type: MSTB 2,5/...-ST with MSTBV 2,5/...-G

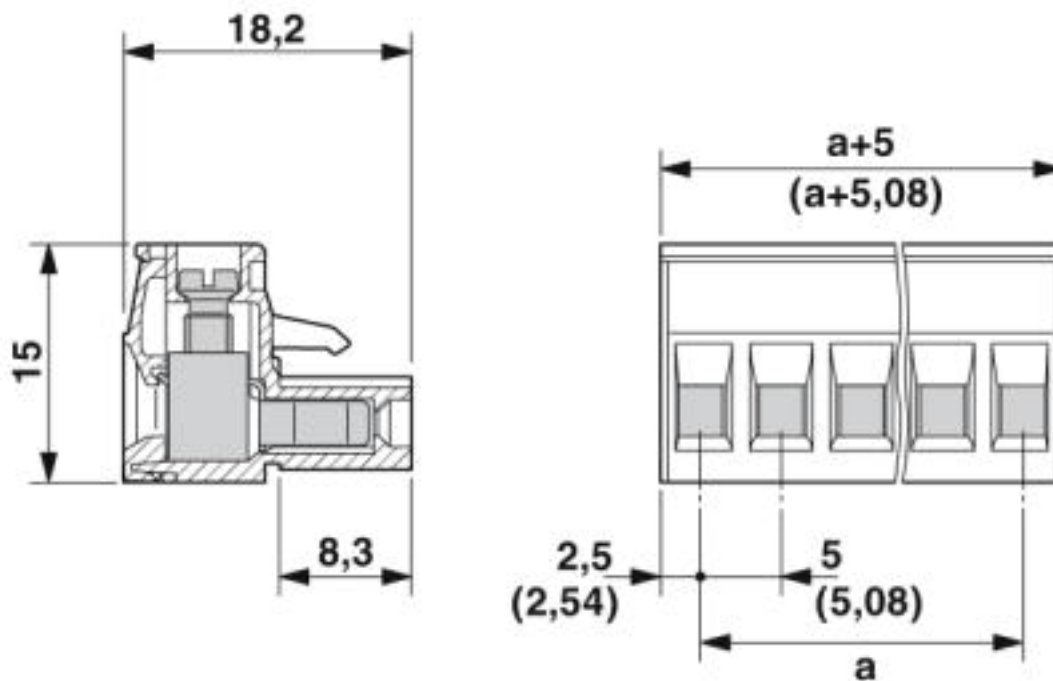
## Printed-circuit board connector - MSTB 2,5/ 9-ST - 1754588

Diagram



Type: MSTB 2,5/...-ST with MDSTBV 2,5/...-G

Dimensional drawing



## Printed-circuit board connector - MSTB 2,5/ 9-ST - 1754588

### Classifications

#### eCl@ss

eCl@ss 4.0	27260700
eCl@ss 4.1	27260700
eCl@ss 5.0	27260700
eCl@ss 5.1	27260700
eCl@ss 6.0	27260700
eCl@ss 7.0	27440309
eCl@ss 8.0	27440309
eCl@ss 9.0	27440309

#### ETIM

ETIM 3.0	EC001121
ETIM 4.0	EC002638
ETIM 5.0	EC002638
ETIM 6.0	EC002638
ETIM 7.0	EC002638

#### UNSPSC

UNSPSC 6.01	30211810
UNSPSC 7.0901	39121409
UNSPSC 11	39121409
UNSPSC 12.01	39121409
UNSPSC 13.2	39121409

### Approvals

#### Approvals

---

#### Approvals

CSA / IECCEB CB Scheme / VDE Gutachten mit Fertigungsüberwachung / EAC / cULus Recognized

---


#### Ex Approvals


---


#### Approval details


# Printed-circuit board connector - MSTB 2,5/ 9-ST - 1754588


## Approvals

CSA		<a href="http://www.csagroup.org/services-industries/product-listing/">http://www.csagroup.org/services-industries/product-listing/</a>	LR13631-2585950
	B	D	
Nominal voltage UN	300 V	300 V	
Nominal current IN	15 A	10 A	
mm²/AWG/kcmil	28-12	28-12	

IECEE CB Scheme		<a href="http://www.iecee.org/">http://www.iecee.org/</a>	DE1-60988-B1B2
Nominal voltage UN	250 V		
Nominal current IN	12 A		
mm²/AWG/kcmil	0.2-2.5		

VDE Gutachten mit Fertigungsüberwachung		<a href="http://www2.vde.com/de/Institut/Online-Service/VDE-gepruefteProdukte/Seiten/Online-Suche.aspx">http://www2.vde.com/de/Institut/Online-Service/ VDE-gepruefteProdukte/Seiten/Online-Suche.aspx</a>	40004701
Nominal voltage UN	250 V		
Nominal current IN	12 A		
mm²/AWG/kcmil	0.2-2.5		

EAC			B.01742
-----	---	--	---------

cULus Recognized		<a href="http://database.ul.com/cgi-bin/XYV/template/LISEXT/1FRAME/index.htm">http://database.ul.com/cgi-bin/XYV/template/LISEXT/1FRAME/index.htm</a>	E60425-19931011
	B	D	
Nominal voltage UN	300 V	150 V	
Nominal current IN	15 A	15 A	
mm²/AWG/kcmil	30-12	30-12	

## Accessories

## Accessories

## Printed-circuit board connector - MSTB 2,5/ 9-ST - 1754588

### Accessories

#### Bridge

Insertion bridge - EBP 2- 5 - 1733169



---

#### Cable housing

Cable housing - KGS-MSTB 2,5/ 9 - 1783782



Cable housing, pitch: 0 mm, number of positions: 9, dimension a: 45 mm, color: green

---

#### Coding element

Coding profile - CP-MSTB - 1734634



Coding profile, is inserted into the slot on the plug or inverted header, red insulating material

---

#### Labeled terminal marker

Marker card - SK 5/3,8:FORTL.ZAHLEN - 0804183



Marker card, Card, white, labeled, Horizontal: consecutive numbers 1 ... 10, 11 ... 20, etc. up to 91 ... (99)100, mounting type: adhesive, for terminal block width: 5 mm, lettering field size: 5 x 3.8 mm

---

#### Screwdriver tools



## Printed-circuit board connector - MSTB 2,5/ 9-ST - 1754588

### Accessories

Screwdriver - SZS 0,6X3,5 - 1205053



Actuation tool, for ST terminal blocks, insulated, also suitable for use as a bladed screwdriver, size: 0.6 x 3.5 x 100 mm, 2-component grip, with non-slip grip

---

### Additional products

Feed-through header - MSTBW 2,5/ 9-G - 1736043



PCB headers, nominal current: 12 A, number of positions: 9, pitch: 5 mm, color: green, contact surface: Tin, mounting: Wave soldering

---

Feed-through header - MSTBV 2,5/ 9-G - 1753576



PCB headers, nominal current: 12 A, number of positions: 9, pitch: 5 mm, color: green, contact surface: Tin, mounting: Wave soldering

---

Feed-through header - MSTB 2,5/ 9-G - 1754575



PCB headers, nominal current: 12 A, number of positions: 9, pitch: 5 mm, color: green, contact surface: Tin, mounting: Wave soldering

---

Printed-circuit board connector - MSTBVA 2,5/ 9-G - 1755587



PCB headers, nominal current: 12 A, number of positions: 9, pitch: 5 mm, color: green, contact surface: Tin, mounting: Wave soldering

## Printed-circuit board connector - MSTB 2,5/ 9-ST - 1754588

### Accessories

#### Printed-circuit board connector - MSTBA 2,5/ 9-G - 1757530

PCB headers, nominal current: 12 A, number of positions: 9, pitch: 5 mm, color: green, contact surface: Tin, mounting: Wave soldering



#### Feed-through header - MDSTB 2,5/ 9-G1 - 1762761

PCB headers, nominal current: 10 A, number of positions: 9, pitch: 5 mm, color: green, contact surface: Tin, mounting: Wave soldering. In combination with MVSTB or FKCV plug components, both an MVSTBW (or FKCVW) and an MVSTBR plug (or FKCVR) must be used. Combination with TMSTBP plug components is not possible!



#### Feed-through header - MDSTBV 2,5/ 9-G1 - 1762910

PCB headers, nominal current: 10 A, number of positions: 9, pitch: 5 mm, color: green, contact surface: Tin, mounting: Wave soldering. In combination with MVSTB or FKCV plug components, both an MVSTBW (or FKCVW) and an MVSTBR plug (or FKCVR) must be used. Combination with TMSTBP plug components is not possible!



#### Feed-through header - MSTB 2,5/ 9-G-LA - 1768257

PCB headers, nominal current: 12 A, number of positions: 9, pitch: 5 mm, color: green, contact surface: Tin, mounting: Wave soldering



#### Printed-circuit board connector - SMSTB 2,5/ 9-G - 1769308

PCB headers, nominal current: 12 A, number of positions: 9, pitch: 5 mm, color: green, contact surface: Tin, mounting: Wave soldering



## Printed-circuit board connector - MSTB 2,5/ 9-ST - 1754588

### Accessories

#### Feed-through header - SMSTBA 2,5/ 9-G - 1769874



PCB headers, nominal current: 12 A, number of positions: 9, pitch: 5 mm, color: green, contact surface: Tin, mounting: Wave soldering

#### Feed-through header - MSTBA 2,5/ 9-G-LA - 1770559



PCB headers, nominal current: 12 A, number of positions: 9, pitch: 5 mm, color: green, contact surface: Tin, mounting: Wave soldering

#### Feed-through header - MDSTBVA 2,5/ 9-G - 1845853



PCB headers, nominal current: 10 A, number of positions: 9, pitch: 5 mm, color: green, contact surface: Tin, mounting: Wave soldering. The article can be aligned to create different nos. of positions! In combination with MVSTB or FKCV plug components, both an MVSTBW (or FKCVW) and an MVSTBR plug (or FKCVR) must be used. Combination with TMSTBP plug components is not possible!

#### Feed-through header - MDSTBV 2,5/ 9-G - 1846001



PCB headers, nominal current: 10 A, number of positions: 9, pitch: 5 mm, color: green, contact surface: Tin, mounting: Wave soldering, Can be aligned! Mounting flange: Order No. 1836477, 1836480. In combination with MVSTB or FKCV plug components, both an MVSTBW (or FKCVW) and an MVSTBR plug (or FKCVR) must be used. Combination with TMSTBP plug components is not possible!

#### Feed-through header - MDSTB 2,5/ 9-G - 1846438



PCB headers, nominal current: 10 A, number of positions: 9, pitch: 5 mm, color: green, contact surface: Tin, mounting: Wave soldering, Can be aligned! Mounting flange: Order No. 1736771, 1736768. In combination with MVSTB or FKCV plug components, both an MVSTBW (or FKCVW) and an MVSTBR plug (or FKCVR) must be used. Combination with TMSTBP plug components is not possible!

## Printed-circuit board connector - MSTB 2,5/ 9-ST - 1754588

### Accessories

#### Feed-through header - MDSTBA 2,5/ 9-G - 1846580



PCB headers, nominal current: 10 A, number of positions: 9, pitch: 5 mm, color: green, contact surface: Tin, mounting: Wave soldering, The article can be aligned to create different nos. of positions! In combination with MVSTB or FKCV plug components, both an MVSTBW (or FKCVW) and an MVSTBR plug (or FKCVR) must be used. Combination with TMSTBP plug components is not possible!

---

#### Feed-through header - MDSTBW 2,5/ 9-G - 1846881



PCB headers, nominal current: 10 A, number of positions: 9, pitch: 5 mm, color: green, contact surface: Tin, mounting: Wave soldering, The article can be aligned to create different nos. of positions! In combination with MVSTB or FKCV plug components, both an MVSTBW (or FKCVW) and an MVSTBR plug (or FKCVR) must be used. Combination with TMSTBP plug components is not possible!