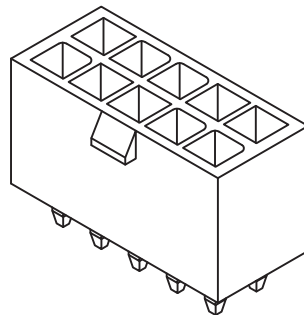
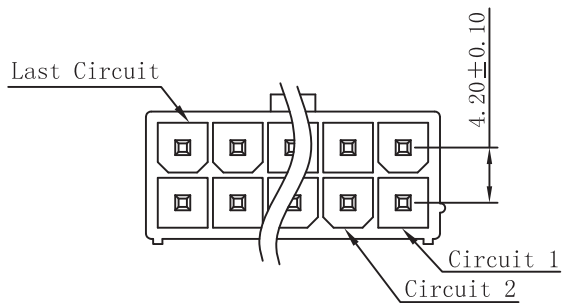


RoHS

REV	ECN NO.	DESCRIPTION	DESIGN	APPROVAL	DATE
A1	NEW	更换图框			2023.11.25



Ordering Code:

M4202V-2xXXP

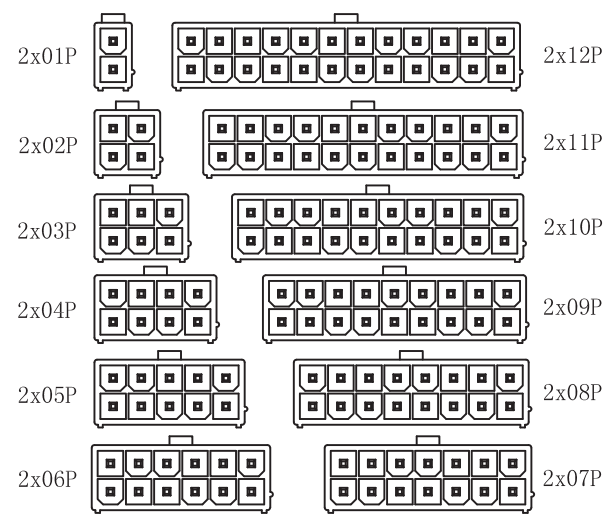
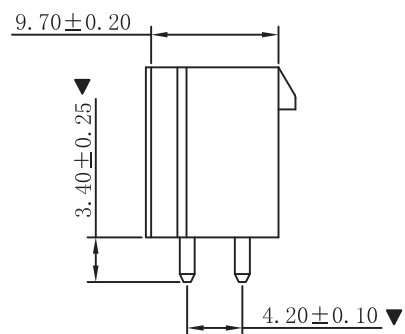
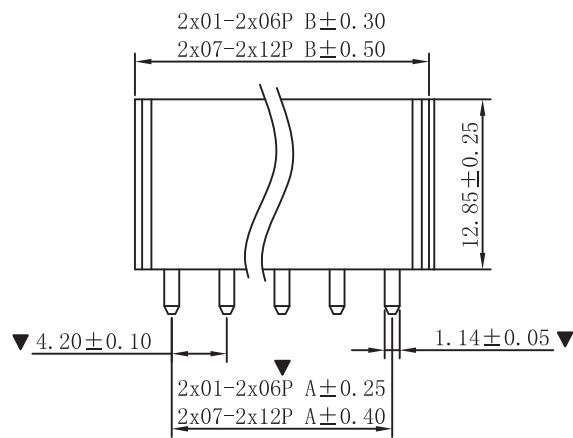
- 1. 序列号
- 2. Pin位数

SPECIFICATIONS

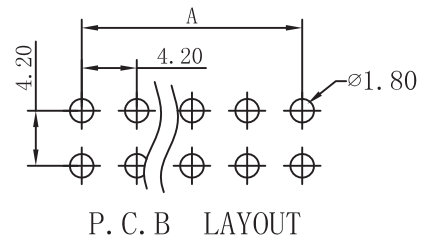
1. Current rating: 9A AC, DC
2. Voltage rating: 600V AC,DC
3. Temperature range: -40°C ~ +105°C
4. Insulation resistance: 1000MΩ Min.
5. Withstanding voltage: 1500V AC/ minute.
6. Contact resistance: 10mΩ Max.

Material:

- Insulator: Nylon 66 UL 94V-2
- Contact: Brass
- Plating: Tin plated over Nickel
- Circuits: 02~24
- Mate with XFCN P4202 series double row male housing



PART NO.	Dimensions (mm)	
	A	B
2x01	--	5.60
2x02	4.20	9.80
2x03	8.40	14.00
2x04	12.60	18.20
2x05	16.80	22.40
2x06	21.00	26.60
2x07	25.20	30.80
2x08	29.40	35.00
2x09	33.60	39.20
2x10	37.80	43.40
2x11	42.00	47.60
2x12	46.20	51.80



P. C. B LAYOUT

CIRCUIT SIZE LAYOUT

X.±0.50	X.°±	PART NO:		XFCN 兴飞连接器	
		M4202V-2xXXP			
.X±0.25	.X°±	TITLE:		0769-82001899	
		4.20mm PITCH DIP 180° DUAL ROW WAFER		www.xfconn.com	
.XX±0.15	.XX°±	DWG NO:		/	
		UNITS: mm			
.XXX±0.10	.XXX°±	APPD		VIEW	
		CHKD		SCALE	SHEET
		DRAW	Wang	NONE	1:1
		DATE	2024.01.20		A1

THESE DRAWINGS AND SPECIFICATIONS ARE THE PROPERTY OF XFCN AND SHALL NOT BE REPRODUCED, COPIED OR CUED IN ANY MANNER WITHOUT THE PRIOR WRITTEN CONSENT OF XFCN