


## PCB terminal block - SPTAF 1/ 2-3,5-LL - 1864286

Please be informed that the data shown in this PDF Document is generated from our Online Catalog. Please find the complete data in the user's documentation. Our General Terms of Use for Downloads are valid (<http://phoenixcontact.com/download>)

PCB terminal block, nominal current: 13.5 A, pitch: 3.5 mm, number of positions: 2, connection method: Push-in spring connection, mounting: Wave soldering, conductor/PCB connection direction: 45 °, color: green



The figure shows a 10-position version of the product

### Your advantages

- ✓ Time saving push-in connection, tools not required
- ✓ Defined contact force ensures that contact remains stable over the long term
- ✓ Finger-operated and fixable release button for very convenient operation
- ✓ Small component size for applications where space is at a premium
- ✓ Quick and convenient testing using integrated test option



### Key Commercial Data

Packing unit	1 pc
Minimum order quantity	195 pc
GTIN	 4 055626 246260
GTIN	4055626246260
Weight per Piece (excluding packing)	1.120 g
Custom tariff number	85369010
Country of origin	Poland

### Technical data

#### Item properties

Brief article description	PCB terminal block
Range of articles	SPTAF 1/..-LL
Pitch	3.5 mm

## PCB terminal block - SPTAF 1/ 2-3,5-LL - 1864286

### Technical data

#### Item properties

Number of positions	2
Connection method	Push-in spring connection
Mounting type	Wave soldering
Pin layout	Linear double pinning
Number of levels	1
Number of connections	2
Number of potentials	2

#### Connection capacity

Conductor cross section solid	0.2 mm <sup>2</sup> ... 0.75 mm <sup>2</sup> (When connecting and possibly adjusting a solid conductor of 1 mm <sup>2</sup> , the mechanical lateral forces, which can affect the terminal block, have to be absorbed by lateral support.)
Conductor cross section flexible	0.2 mm <sup>2</sup> ... 1 mm <sup>2</sup>
Conductor cross section AWG / kcmil	24 ... 18
Conductor cross section flexible, with ferrule without plastic sleeve	0.25 mm <sup>2</sup> ... 0.5 mm <sup>2</sup>
Conductor cross section, flexible, with ferrule, with plastic sleeve	0.25 mm <sup>2</sup> ... 0.5 mm <sup>2</sup>
Stripping length	8 mm

#### Material data - contact

Note	WEEE/RoHS-compliant, free of whiskers according to IEC 60068-2-82/ JEDEC JESD 201
Contact material	Cu alloy
Surface characteristics	hot-dip tin-plated
Metal surface terminal point (top layer)	Tin (2 - 4 µm Sn)
Metal surface soldering area (top layer)	Tin (2 - 4 µm Sn)

#### Material data - housing

Insulating material	PA
Insulating material group	I
CTI according to IEC 60112	600
Flammability rating according to UL 94	V0

#### Dimensions for the product

Length [ l ]	11 mm
Width [ w ]	8.5 mm
Height [ h ]	13.5 mm
Pitch	3.5 mm
Height (without solder pin)	10.9 mm
Solder pin [ P ]	2.6 mm
Pin spacing	5 mm

# PCB terminal block - SPTAF 1/ 2-3,5-LL - 1864286

## Technical data

### Dimensions for the product

Pin dimensions	0.75 x 0.3 mm
Dimension a	3.5 mm

### Dimensions for PCB design

Hole diameter	1.1 mm
Pin spacing	5 mm

### Packaging information

Type of packaging	packed in cardboard
Pieces per package	195
Denomination packing units	Pcs.
Outer packaging type	Carton

### General product information

Type of note	Note on application
Note	Maximum permissible outer diameter of the wire insulation $\leq 3$ mm

### Processing notes

Process	Wave soldering
Specification	Following IEC 61760-1:2006-04
	Following IEC 60068-2-54:2006-04

### Ambient conditions

Ambient temperature (storage/transport)	-40 °C ... 70 °C
Ambient temperature (assembly)	-5 °C ... 100 °C
Ambient temperature (operation)	-40 °C ... 100 °C (dependent on the derating curve)

### Termination and connection method

Test – repeated connection and release	IEC 60999-1:1999-11
	Test passed
Test for conductor damage and slackening	IEC 60999-1:1999-11
	Test passed

### Pull-out test

Pull-out test	IEC 60999-1:1999-11
	Test passed
Conductor cross section / conductor type / tensile force	0.2 mm <sup>2</sup> / solid / > 10 N
	0.25 mm <sup>2</sup> / flexible / > 10 N
	1.5 mm <sup>2</sup> / solid / > 40 N
	1.5 mm <sup>2</sup> / flexible / > 40 N

### Electrical tests

## PCB terminal block - SPTAF 1/ 2-3,5-LL - 1864286

### Technical data

#### Electrical tests

Rated current	13.5 A
Conductor cross section	1 mm <sup>2</sup>

#### Air clearances and creepage distances

Specification	IEC 60947-1:2007-06 + A1:2010-12
Rated insulation voltage (III/3)	160 V
Minimum clearance - inhomogeneous field (III/3)	1.5 mm
Minimum clearance - inhomogeneous field (III/2)	1.5 mm
Minimum clearance - inhomogeneous field (II/2)	1.5 mm
Minimum creepage distance value (III/3)	2 mm
Minimum creepage distance value (III/2)	0.8 mm
Minimum creepage distance value (II/2)	1.6 mm

#### Current carrying capacity / derating curves

#### Vibration test

Specification	IEC 60068-2-6:2007-12
Result	Test passed
Frequency	10 - 150 - 10 Hz
Sweep speed	1 octave/min
Amplitude	0.35 mm (10 - 60.1 Hz)
Test duration per axis	2.5 h

#### Standards and Regulations

Connection in acc. with standard	EN-VDE
Flammability rating according to UL 94	V0

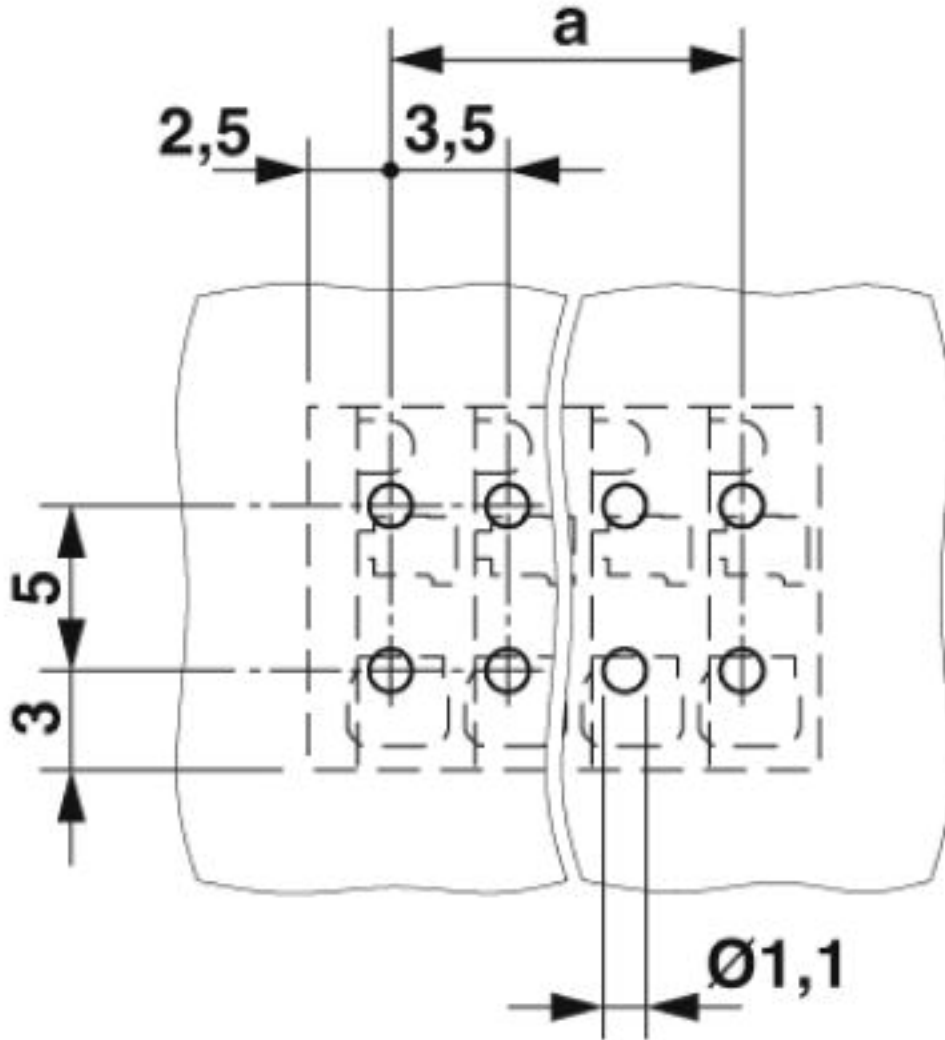
#### Environmental Product Compliance

China RoHS	Environmentally friendly use period: unlimited = EFUP-e
	No hazardous substances above threshold values

### Drawings

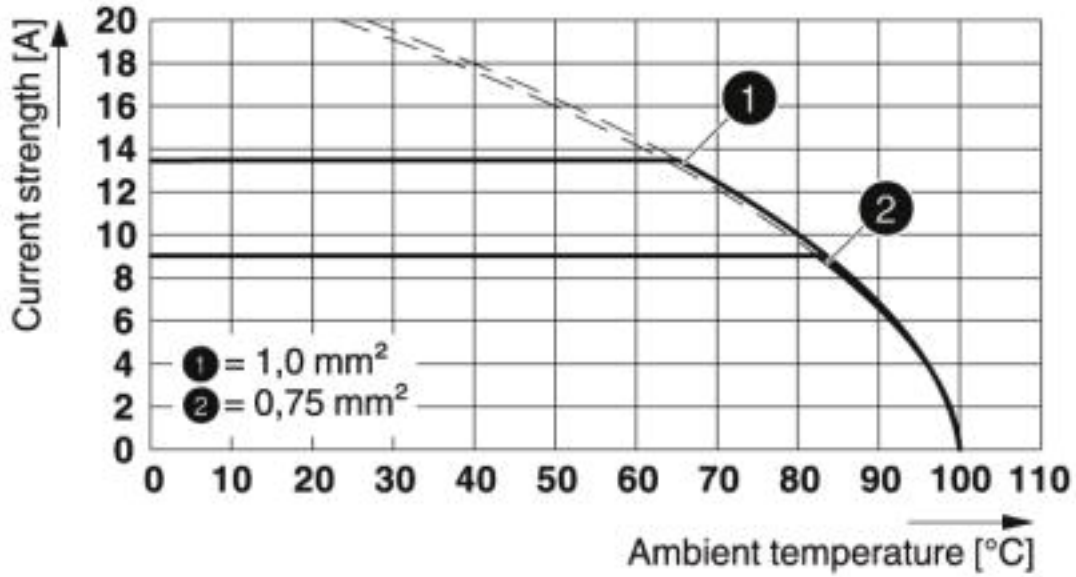
# PCB terminal block - SPTAF 1/ 2-3,5-LL - 1864286

Drilling diagram



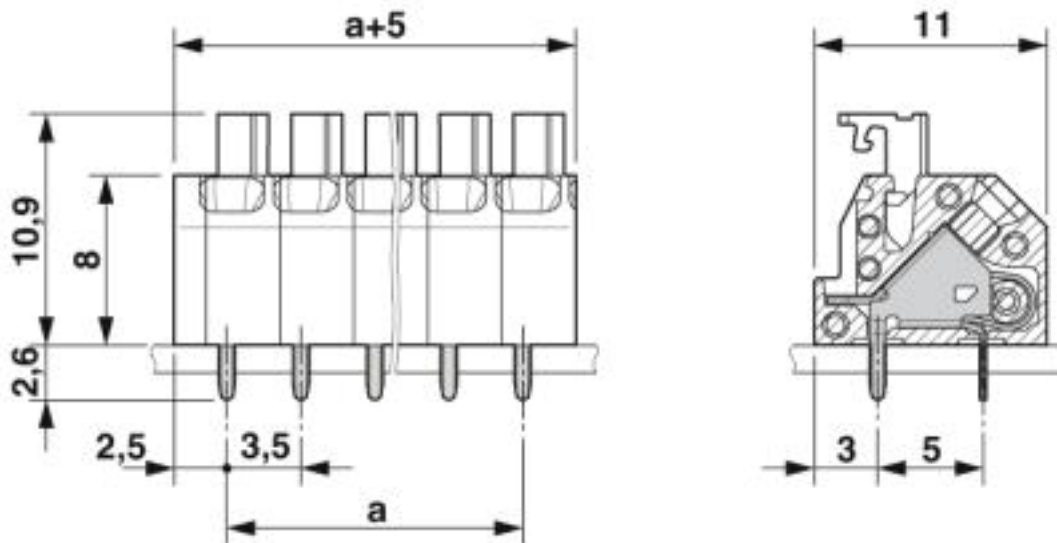
# PCB terminal block - SPTAF 1/ 2-3,5-LL - 1864286

Diagram



Type: SPTAF 1/...-3,5-LL

Dimensional drawing



## Classifications

eCl@ss

eCl@ss 5.0	27260701
------------	----------

# PCB terminal block - SPTAF 1/ 2-3,5-LL - 1864286

## Classifications

### eCl@ss

eCl@ss 5.1	27261100
eCl@ss 6.0	27261100
eCl@ss 7.0	27440401
eCl@ss 8.0	27440401
eCl@ss 9.0	27440401

### ETIM

ETIM 5.0	EC002643
ETIM 6.0	EC002643
ETIM 7.0	EC002643

### UNSPSC

UNSPSC 13.2	39121432
-------------	----------

## Approvals


### Approvals

#### Approvals

IECEE CB Scheme / VDE Zeichengenehmigung / cULus Recognized

#### Ex Approvals

### Approval details

IECEE CB Scheme		<a href="http://www.iecee.org/">http://www.iecee.org/</a>	DE1-61914
Nominal voltage UN	160 V		
Nominal current IN	13.5 A		
mm <sup>2</sup> /AWG/kcmil	0.2-1		

# PCB terminal block - SPTAF 1/ 2-3,5-LL - 1864286

## Approvals

VDE Zeichengenehmigung		<a href="http://www2.vde.com/de/Institut/Online-Service/VDE-gepruefteProdukte/Seiten/Online-Suche.aspx">http://www2.vde.com/de/Institut/Online-Service/VDE-gepruefteProdukte/Seiten/Online-Suche.aspx</a>	40047107
Nominal voltage UN		160 V	
Nominal current IN		13.5 A	
mm <sup>2</sup> /AWG/kcmil		0.2-1	

cULus Recognized		<a href="http://database.ul.com/cgi-bin/XYV/template/LISEXT/1FRAME/index.htm">http://database.ul.com/cgi-bin/XYV/template/LISEXT/1FRAME/index.htm</a>	E60425-20061129
	B	D	
Nominal voltage UN	300 V	300 V	
Nominal current IN	8 A	8 A	
mm <sup>2</sup> /AWG/kcmil	24-18	24-18	

## Accessories

### Accessories

#### Screwdriver tools

Screwdriver - SZF 0-0,4X2,5 - 1204504



Actuation tool, for ST terminal blocks, also suitable for use as a bladed screwdriver, size: 0.4 x 2.5 x 75 mm, 2-component grip, with non-slip grip