

**(2.00 mm) .0787" PITCH • CABLE ASSEMBLY/COMPONENTS**



SERIES	PINS PER ROW	WIRE GAUGE	PLATING OPTION	ASSEMBLED LENGTH	END OPTIONS	END 2 OPTIONS
<b>S2SD</b> = Double Row PVC Cable	<b>-05, -07, -10, -15, -20, -25, -30</b> (Standard sizes)	<b>-24</b> <b>-24C</b> = Color Coded Cable (S2SD only)	<b>-L</b> = 10 μ" (0.25 μm) Gold on contact	<b>-"XX.XX"</b> = Wire Length in Inches (69.85 mm) 02.75" min.	<b>-S</b> = Single End <b>-D</b> = Double End Specify "S" for single ended and "D" for double ended. <b>-(X)R</b> = Retention Latch (-SR mates with T2M-WT) <b>-(X)S</b> = Screw Down (10 positions minimum) (mates with T2M-DS)	(Only available with -D, -DR & -DS) <b>-NUS</b> = Notch up, straight (Pin 1 to Pin N-1) <b>-NDS</b> = Notch down, straight (Pin 1 to Pin 2) <b>-NUX</b> = Notch up, crossed (Pin 1 to Pin N) <b>-NDX</b> = Notch down, crossed (Pin 1 to Pin 1)
<b>S2SDT</b> = Double Row Blue *Teflon™ Fluoropolymer Cable (24, 28, 30 AWG only)		<b>-26</b> <b>-28</b> <b>-30</b>				

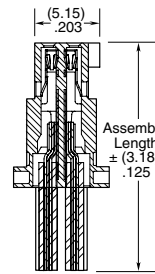
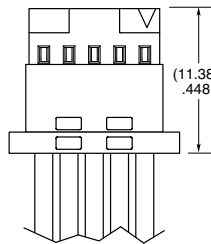
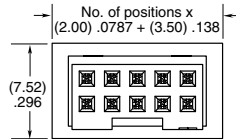
**S2SD(T)**  
**Board Mates:**  
T2M

**SPECIFICATIONS**

**Insulator Material:**  
Black LCP  
**Contact Material:**  
BeCu  
**Plating:**  
Au over 50 μ" (1.27 μm) Ni  
**Wire:**  
24, 26, 28 or 30 AWG  
**Operating Temp Range:**  
-10 °C to +105 °C (PVC)  
-40 °C to +125 °C  
(\*Teflon™ Fluoropolymer)  
**Current Rating  
(S2SD-24/T2M):**  
3.8 A per pin  
(2 pins powered)  
**Voltage Rating:**  
250 VAC

**-24C CABLE  
COLOR CODING**

PIN	COLOR
1	BROWN
2	RED
3	ORANGE
4	YELLOW
5	GREEN
6	VIOLET
7	GRAY
8	WHITE
9	BLACK
10	BLUE
ETC	REPEAT


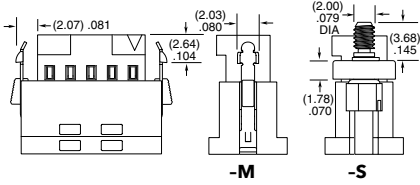

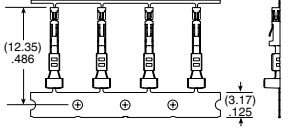


\*Teflon™ is a trademark of The Chemours Company FC, LLC used under license by Samtec.

**Notes:**  
Teflon™ Fluoropolymer cable is intended for crimp only. Contact Samtec for solderable cable applications.

For wiring option information refer to drawings on web.

View complete specifications at: [samtec.com?S2SD](http://samtec.com?S2SD) & [samtec.com?S2SDT](http://samtec.com?S2SDT)

ISD2	POSITIONS PER ROW	ROW OPTION	LATCH OPTION	SERIES	WIRE GAUGE	01	PLATING OPTION
	<b>-05, -07, -10, -15, -20, -25, -30</b> (Standard sizes)	<b>-D</b> = Double Row	<b>-M</b> = Metal Retention Latch  <b>-S</b> = Screw Down	<b>CC81L</b> = Contact, Loose  <b>CC81R</b> = Contact, Full Reel (17,000 Parts per Reel)	<b>-2426</b> = 24 to 26 AWG  <b>-2830</b> = 28 to 30 AWG		<b>-L</b> = 10 μ" (0.25 μm) Gold on contact
							

**TOOLING**

Hand Tool: CAT-HT-281-2430-13	Mini Applicator: CAT-MC-281-2426-XX-01 (24-26 AWG)
Extraction Tool: CAT-EX-169-01	Mini Applicator: CAT-MC-281-2830-XX-01 (28-30 AWG)

**Note:**  
Some lengths, styles and options are non-standard, non-returnable.

View complete specifications at: [samtec.com?ISD2](http://samtec.com?ISD2), [samtec.com?CC81R](http://samtec.com?CC81R) & [samtec.com?CC81L](http://samtec.com?CC81L)