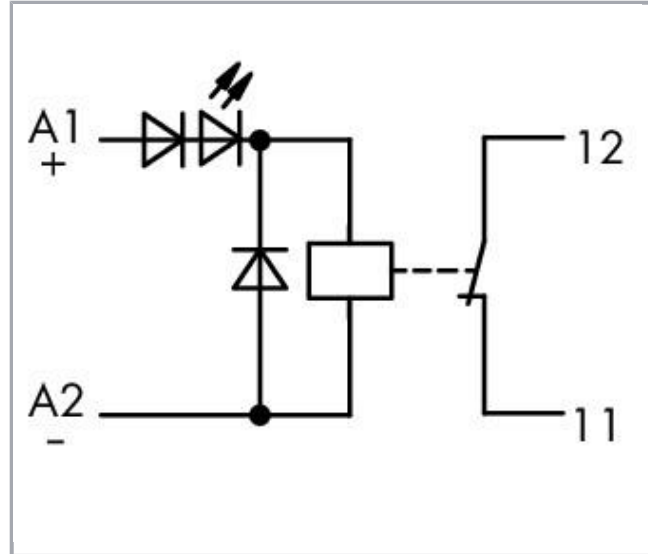



Data sheet | Item number: 288-368

Relay module; Nominal input voltage: 24 VDC; 1 break contact; Limiting continuous current: 5 A; Module width: 13 mm; 2,50 mm²; gray

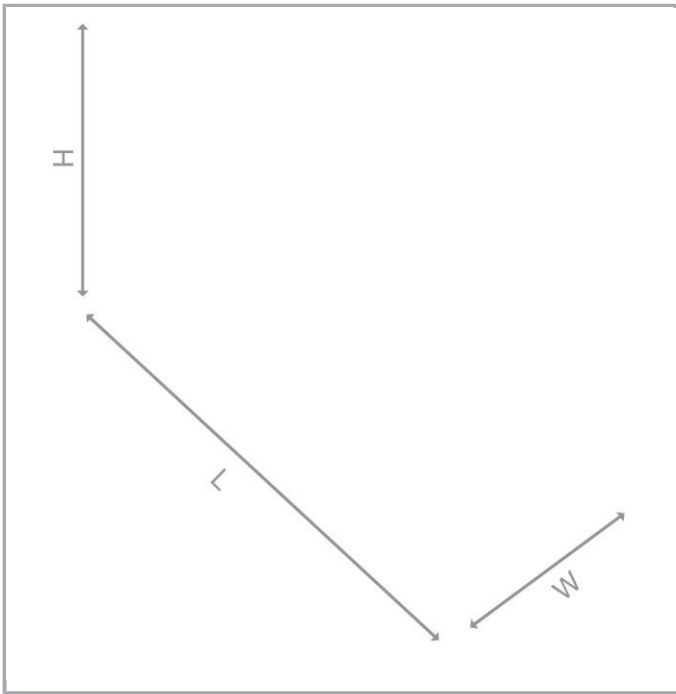
www.wago.com/288-368



Subject to changes.

WAGO Kontakttechnik GmbH & Co. KG
Hansastr. 27
32423 Minden
Phone: +49571 887-0 | Fax: +49571 887-169
Email: info.de@wago.com | Web: www.wago.com

Do you have any questions about our products?
We are always happy to take your call at +49 (571) 887-44222.

**Data****Technical Data****Control circuit**

Nominal input voltage U_N	DC 24 V
Input voltage range	$\pm 10\%$
Nominal input current at U_N	20 mA

Load circuit:

Number of break contacts/switch off contacts	1
Contact material (relay)	AgNi 0.15
Limiting continuous current	5 A
Max. make current (resistive)	(AC) 16 A / 4 s
Max. switching voltage	AC 250 V
Max. switching power (resistive)	AC 1250 VA
Pull-in time (typ.)	4 ms
Drop-out time (typ.)	6 ms
Bounce time (typ.)	2 ms
Electrical life (N.O.; resistive load; 23 °C)	200×10^3 switching operations

Subject to changes.

WAGO Kontakttechnik GmbH & Co. KG
 Hansastr. 27
 32423 Minden
 Phone: +49571 887-0 | Fax: +49571 887-169
 Email: info.de@wago.com | Web: www.wago.com

Do you have any questions about our products?
 We are always happy to take your call at +49 (571) 887-44222.



Mechanical life	30 x 10 ⁶ switching operations
-----------------	---

Safety and protection:

Overvoltage category	II
Pollution degree	2
Dielectric strength, control/load circuit (AC, 1 min)	4 kVrms
Insulation type (control/load circuit)	Reinforced insulation (safe isolation)
Insulation type (adjacent devices)	Reinforced insulation (safe isolation)

Connection data

Connection technology	CAGE CLAMP®
WAGO terminal	WAGO 236 Series
Solid conductor	0.08 ... 2.5 mm ² / 28 ... 12 AWG
Fine-stranded conductor	0.08 ... 2.5 mm ² / 28 ... 12 AWG
Strip length	5 ... 6 mm / 0.2 ... 0.24 inch

Geometrical Data

Width	13 mm / 0.512 inch
Height from upper-edge of DIN-35 rail	47 mm / 1.85 inch
Depth	85 mm / 3.346 inch

Mechanical data

Type of mounting	DIN-35 rail
------------------	-------------

Material Data

Color	gray
Fire load	0.31 MJ
Weight	30.9 g

Environmental Requirements

Surrounding air (operating) temperature at U _N	-25 ... 40 °C
Surrounding air (storage) temperature	-25 ... 70 °C
Processing temperature	-25 ... +50 °C
Max. temperature rise of connection cable	30 K
Relative humidity	5 ... 75 % (non condensing)

Subject to changes.

Max. operating altitude	2000 m
-------------------------	--------

Standards and specifications


Standards/specifications	EN 61810-2-201
--------------------------	----------------


Commercial data

Product Group	6 (Interface Electronics)
Packaging type	BOX
Country of origin	DE
GTIN	4045454319946
Customs Tariff No.	85364900990

Compatible products

Marking accessories


	Item no.: 709-177 Marking strips; on reel; 7.5 mm wide; not stretchable; plain; snap-on type; translucent	www.wago.com/709-177
--	---	--

	Item no.: 709-178 Marking strips; on reel; 7.5 mm wide; not stretchable; plain; snap-on type; white	www.wago.com/709-178
---	---	--

	Item no.: 709-196 Marking strips; for laser printer; translucent	www.wago.com/709-196
--	--	--

	Item no.: 709-198 Marking strips; white	www.wago.com/709-198
--	---	--

tools

	Item no.: 210-720 Operating tool; Blade: 3.5 x 0.5 mm; with a partially insulated shaft	www.wago.com/210-720
--	---	--

Downloads

Documentation

Bid Text

288-368	Feb 20, 2019	docx	Download
docx - Datei		16.1 kB	

288-368	Feb 19, 2019	xml	Download
X81 - Datei		3.9 kB	

Subject to changes.

Additional Information

Disposal; Electrical and electronic equipment, Packaging

V 1.0.0

pdf
265.8 kB

[Download](#)

CAD/CAE-Data

CAD data

2D/3D Models 288-368

[URL](#)

[Download](#)

CAE data

EPLAN Data Portal 288-368


[Download](#)

WSCAD Universe 288-368


[Download](#)

Installation Notes

Inserting a conductor




Connection of conductor – Operating tool actuation parallel to conductor entry.




Connection of conductor – Operating tool actuation perpendicular to conductor entry.

Assembly

Subject to changes.



Assembly of a module on the carrier rail



Removing a module from the DIN-rail.

Subject to changes.