

Base strip - PC 4/ 6-G-7,62 - 1804836

Please be informed that the data shown in this PDF Document is generated from our Online Catalog. Please find the complete data in the user's documentation. Our General Terms of Use for Downloads are valid (<http://phoenixcontact.com/download>)

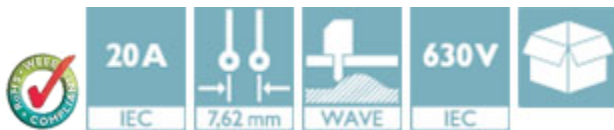


Header, Nominal current: 20 A, Rated voltage (III/2): 630 V, Number of positions: 6, Pitch: 7.62 mm, Color: green, Contact surface: Tin, Mounting: Wave soldering, Mounting flange: Accessory Order No. 1827570

The figure shows a 5-pos. version of the product

Product Features

- PCB-SHIELD shroud for a professional EMC shield connection
- Vibration-resistant connection by means of separate BF-PC 4 mounting flanges (also for screw connection in the device)
- PC 4 headers for use in combination with all PC 4 plugs
- CP-PC RD coding profiles as protection against mismatching



Key Commercial Data

Packing unit	1 pc
GTIN	
Weight per Piece (excluding packing)	12.7 g
Custom tariff number	85366990
Country of origin	Germany

Technical data

Dimensions

Length	29 mm
Pitch	7.62 mm
Dimension a	38.1 mm
Width	45.7 mm
Constructional height	14.3 mm

Base strip - PC 4/ 6-G-7,62 - 1804836

Technical data

Dimensions

Height	20 mm
Length of the solder pin	5 mm
Pin dimensions	1 x 0,8 mm
Hole diameter	1.3 mm

General

Range of articles	PC 4/...-G
Insulating material group	I
Rated surge voltage (III/3)	6 kV
Rated surge voltage (III/2)	6 kV
Rated surge voltage (II/2)	6 kV
Rated voltage (III/3)	400 V
Rated voltage (III/2)	630 V
Rated voltage (II/2)	630 V
Connection in acc. with standard	EN-VDE
Nominal current I_N	20 A
Maximum load current	20 A
Insulating material	PA
Flammability rating according to UL 94	V0
Color	green
Number of positions	6

Standards and Regulations

Connection in acc. with standard	EN-VDE
	CSA
Flammability rating according to UL 94	V0

Classifications

eCl@ss

eCl@ss 4.0	272607xx
eCl@ss 4.1	27260701
eCl@ss 5.0	27260701
eCl@ss 5.1	27260701
eCl@ss 6.0	27260704
eCl@ss 7.0	27440402
eCl@ss 8.0	27440402
eCl@ss 9.0	27440402

Base strip - PC 4/ 6-G-7,62 - 1804836

Classifications

ETIM

ETIM 3.0	EC001121
ETIM 4.0	EC002637
ETIM 5.0	EC002637

UNSPSC

UNSPSC 6.01	30211810
UNSPSC 7.0901	39121409
UNSPSC 11	39121409
UNSPSC 12.01	39121409
UNSPSC 13.2	39121409

Approvals

Approvals


Approvals


CSA / UL Recognized / cUL Recognized / LR / GL / BV / DNV / RS / EAC / EAC / cULus Recognized

Ex Approvals

Approvals submitted

Approval details


CSA 		
	B	C
Nominal current I _N	20 A	20 A
Nominal voltage U _N	300 V	300 V

UL Recognized 		
	B	C
Nominal current I _N	20 A	20 A

Base strip - PC 4/ 6-G-7,62 - 1804836

Approvals

	B	C
Nominal voltage UN	300 V	300 V

cUL Recognized 		
	B	C
Nominal current IN	20 A	20 A
Nominal voltage UN	300 V	300 V

LR

GL


BV

DNV

RS

EAC

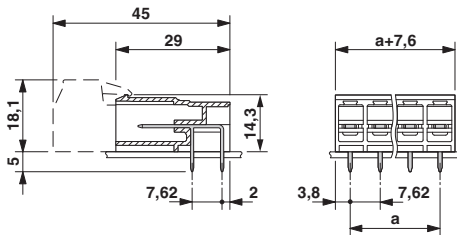
EAC

cULus Recognized  US

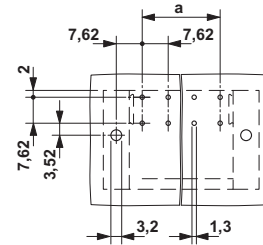
Drawings

Base strip - PC 4/ 6-G-7,62 - 1804836

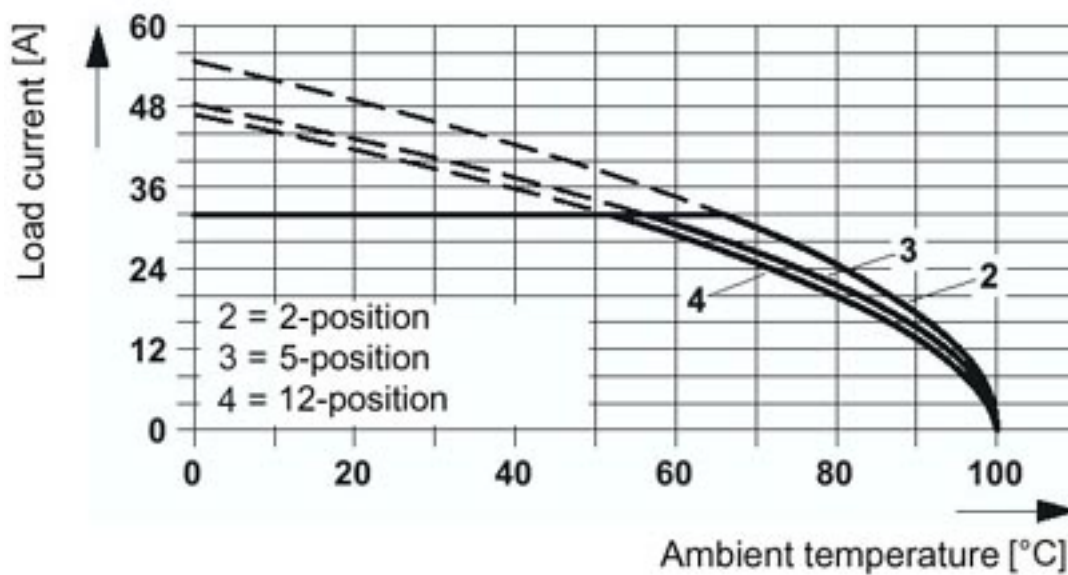
Dimensional drawing



Drilling diagram



Diagram



The illustration shows the derating curve for plugs PC 5/...-ST-7,62 in combination with header PC 4/...-G-7,62.