

## Base strip - MC 1,5/ 8-G-3,5 - 1844278

Please be informed that the data shown in this PDF Document is generated from our Online Catalog. Please find the complete data in the user's documentation. Our General Terms of Use for Downloads are valid (<http://phoenixcontact.com/download>)

Header, Nominal current: 8 A, Rated voltage (III/2): 160 V, Number of positions: 8, Pitch: 3.5 mm, Color: green, Contact surface: Tin, Mounting: Wave soldering




The figure shows a 10-position version of the product

### Product Features

- Versions with engagement noses for locking plugs with self-locking flanges
- Plug-in direction parallel and vertical to the PCB
- Low-profile pin strips with compact pitches
- Individual position coding by inserting coding profiles



### Key Commercial Data

Packing unit	1 pc
GTIN	 4 017918 113315
Weight per Piece (excluding packing)	2.24 g
Custom tariff number	85366990
Country of origin	Germany

### Technical data

#### Dimensions

Length	9.2 mm
Pitch	3.50 mm
Dimension a	24.5 mm
Width	29.4 mm
Constructional height	7.25 mm

## Base strip - MC 1,5/ 8-G-3,5 - 1844278

### Technical data

#### Dimensions

Height	10.65 mm
Length of the solder pin	3.4 mm
Pin dimensions	0,8 x 0,8 mm
Hole diameter	1.2 mm

#### General

Range of articles	MC 1,5/...-G
Insulating material group	IIIa
Rated surge voltage (III/3)	2.5 kV
Rated surge voltage (III/2)	2.5 kV
Rated surge voltage (II/2)	2.5 kV
Rated voltage (III/3)	160 V
Rated voltage (III/2)	160 V
Rated voltage (II/2)	250 V
Connection in acc. with standard	EN-VDE
Nominal current I <sub>N</sub>	8 A
Maximum load current	8 A
Insulating material	PBT
Flammability rating according to UL 94	V0
Color	green
Number of positions	8

#### Standards and Regulations

Connection in acc. with standard	EN-VDE
	CSA
Flammability rating according to UL 94	V0

### Classifications

#### eCl@ss

eCl@ss 4.0	272607xx
eCl@ss 4.1	27260701
eCl@ss 5.0	27260701
eCl@ss 5.1	27260701
eCl@ss 6.0	27260704
eCl@ss 7.0	27440402
eCl@ss 8.0	27440402
eCl@ss 9.0	27440402

# Base strip - MC 1,5/ 8-G-3,5 - 1844278

## Classifications

### ETIM

ETIM 3.0	EC001121
ETIM 4.0	EC002637
ETIM 5.0	EC002637

### UNSPSC

UNSPSC 6.01	30211810
UNSPSC 7.0901	39121409
UNSPSC 11	39121409
UNSPSC 12.01	39121409
UNSPSC 13.2	39121409

## Approvals

### Approvals

#### Approvals

CSA / VDE Gutachten mit Fertigungsüberwachung / IECEx CB Scheme / CCA / EAC / cULus Recognized / EAC

#### Ex Approvals

#### Approvals submitted

### Approval details

CSA 		
	B	D
Nominal current I <sub>N</sub>	8 A	8 A
Nominal voltage U <sub>N</sub>	300 V	300 V

VDE Gutachten mit Fertigungsüberwachung 	
Nominal current I <sub>N</sub>	8 A

# Base strip - MC 1,5/ 8-G-3,5 - 1844278

## Approvals

Nominal voltage UN	160 V
--------------------	-------

IECEE CB Scheme	
Nominal current IN	8 A
Nominal voltage UN	160 V

CCA	
Nominal current IN	8 A
Nominal voltage UN	160 V

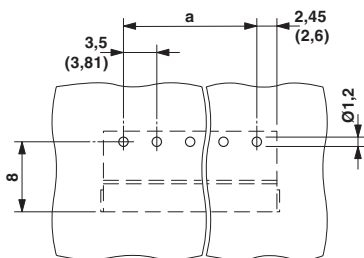
EAC	
-----	--

cULus Recognized		
	B	D
Nominal current IN	8 A	8 A
Nominal voltage UN	300 V	300 V

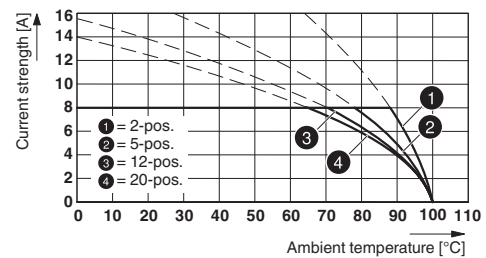
EAC	
-----	--

## Drawings

Drilling diagram



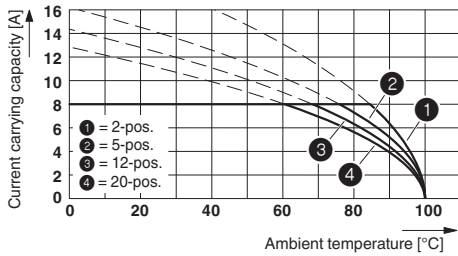
Diagram



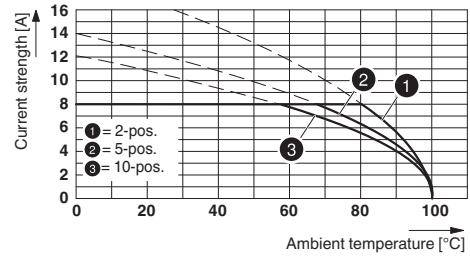
Type: FK-MCP 1,5/...-ST-3,5 with MC 1,5/...-G-3,5

# Base strip - MC 1,5/ 8-G-3,5 - 1844278

Diagram

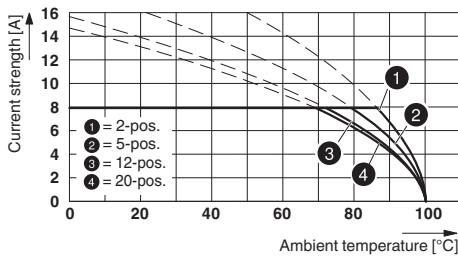


Diagram

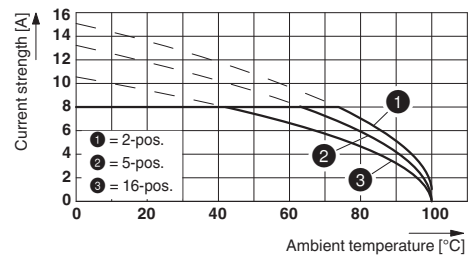


Type: TFMC 1,5/...-ST-3,5 with MC 1,5/...-G-3,5

Diagram



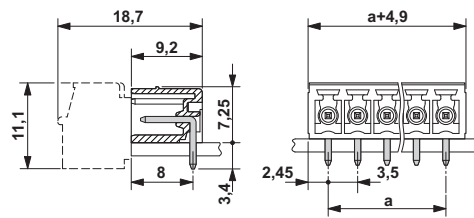
Diagram



Type: MC 1,5/...-ST-3,5 with MC 1,5/...-G-3,5

Type: MCVW 1,5/...-ST-3,5 with MC 1,5/...-G-3,5

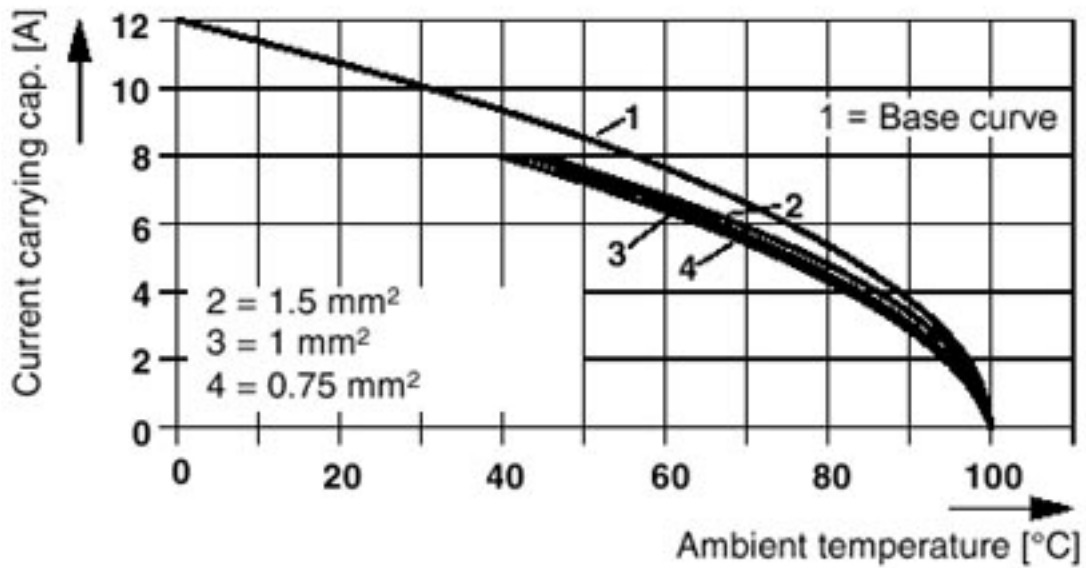
Dimensional drawing



# Base strip - MC 1,5/ 8-G-3,5 - 1844278

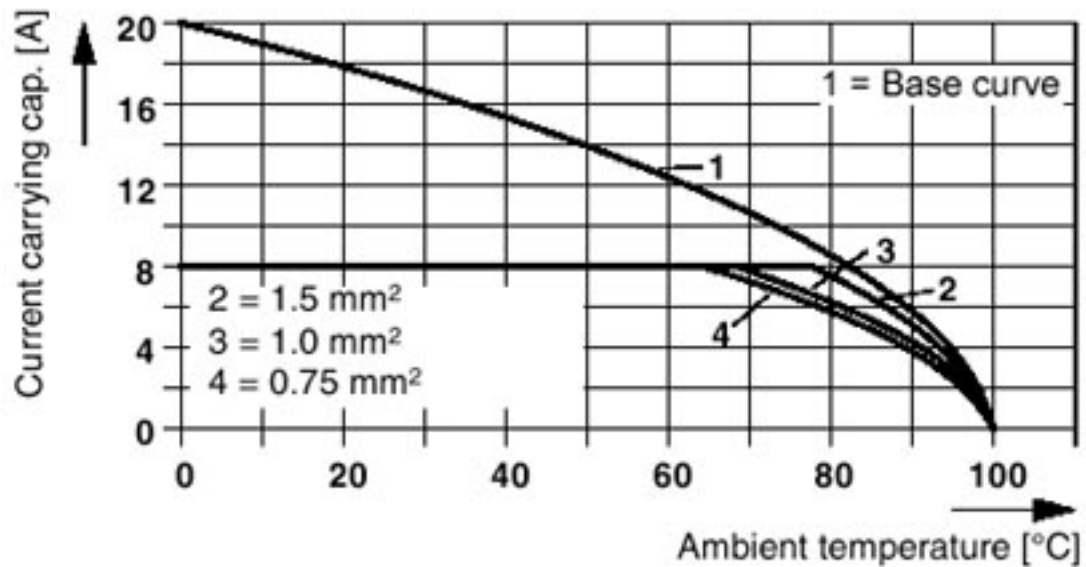
Diagram

Plug: MCVR(W) 1,5/5-ST(F)-3,81(3,5)  
Header: MC(V) 1,5/5-G(F)-3,81(3,5)



Diagram

Plug: MC 1,5/5-ST(F)-3,81(3,5)  
Header: MC(V) 1,5/5-G(F)-3,81(3,5)



# Base strip - MC 1,5/ 8-G-3,5 - 1844278

Diagram

Plug: FRONT-MC 1,5/5-ST(F)-3,81(3,5)  
Header: MC(V) 1,5/5-G(F)-3,81(3,5)

