

Base strip - GMSTBVA 2,5/ 5-G-7,62 - 1766806

Please be informed that the data shown in this PDF Document is generated from our Online Catalog. Please find the complete data in the user's documentation. Our General Terms of Use for Downloads are valid (<http://phoenixcontact.com/download>)

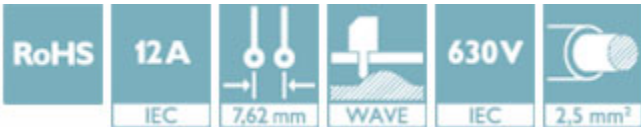
Header, nominal current: 12 A, rated voltage (III/2): 630 V, number of positions: 5, pitch: 7.62 mm, Color: green, contact surface: Tin, mounting: Wave soldering




The figure shows a 10-position version of the product

Why buy this product

- ✓ Maximum flexibility when it comes to device design – one header for connectors with different connection technologies
- ✓ Well-known mounting principle allows worldwide use
- ✓ Larger pitch for increased voltage requirements
- ✓ Closed contour for optimum stability of the plug-in connection
- ✓ Vertical connection enables multi-row arrangement on the PCB



Key Commercial Data

Packing unit	1 STK
GTIN	 4 017918 032821
GTIN	4017918032821
Weight per Piece (excluding packing)	2.480 g
Custom tariff number	85366930
Country of origin	Germany

Technical data

Dimensions

Length [l]	8.6 mm
Pitch	7.62 mm
Dimension a	30.48 mm
Width [w]	38.10 mm

Base strip - GMSTBVA 2,5/ 5-G-7,62 - 1766806

Technical data

Dimensions

Constructional height	12 mm
Height [h]	15.9 mm
Length of the solder pin	3.9 mm
Pin dimensions	1,0 x 1,0
Hole diameter	1.4 mm

General

Range of articles	GMSTBVA 2,5/..-G
Insulating material group	I
Rated surge voltage (III/3)	6 kV
Rated surge voltage (III/2)	6 kV
Rated surge voltage (II/2)	6 kV
Rated voltage (III/3)	400 V
Rated voltage (III/2)	630 V
Rated voltage (II/2)	630 V
Connection in acc. with standard	EN-VDE
Nominal current I _N	12 A
Maximum load current	12 A
Insulating material	PA
Flammability rating according to UL 94	V0
Color	green
Number of positions	5

Standards and Regulations

Connection in acc. with standard	EN-VDE
	CSA
Flammability rating according to UL 94	V0

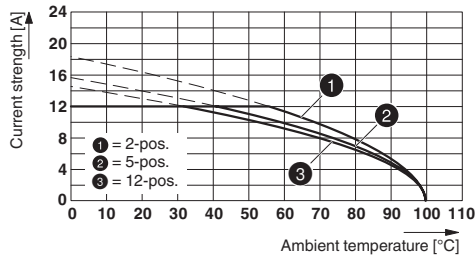
Environmental Product Compliance

China RoHS	Environmentally friendly use period: unlimited = EFUP-e
	No hazardous substances above threshold values

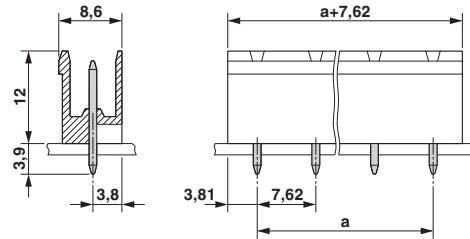
Drawings

Base strip - GMSTBVA 2,5/ 5-G-7,62 - 1766806

Diagram

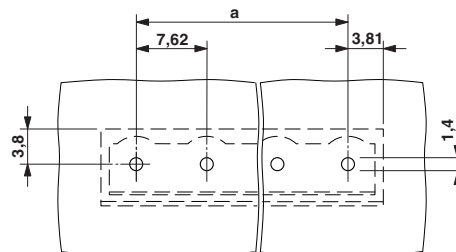


Dimensional drawing



Type: GMSTB 2,5/...-ST-7,62 with GMSTBVA 2,5/...-G-7,62

Drilling diagram



Classifications

eCl@ss

eCl@ss 4.0	272607xx
eCl@ss 4.1	27260701
eCl@ss 5.0	27260701
eCl@ss 5.1	27260701
eCl@ss 6.0	27260704
eCl@ss 7.0	27440402
eCl@ss 8.0	27440402
eCl@ss 9.0	27440402

ETIM

ETIM 3.0	EC001121
ETIM 4.0	EC002637
ETIM 5.0	EC002637
ETIM 6.0	EC002637

UNSPSC

UNSPSC 6.01	30211810
UNSPSC 7.0901	39121409

Base strip - GMSTBVA 2,5/ 5-G-7,62 - 1766806

Classifications

UNSPSC

UNSPSC 11	39121409
UNSPSC 12.01	39121409
UNSPSC 13.2	39121409

Approvals


Approvals


Approvals


CSA / UL Recognized / VDE Gutachten mit Fertigungsüberwachung / cUL Recognized / IECCEB Scheme / EAC / cULus Recognized

Ex Approvals

Approval details

CSA		http://www.csagroup.org/services/testing-and-certification/certified-product-listing/	13631
	B	D	
Nominal current IN	10 A	10 A	
Nominal voltage UN	300 V	300 V	

UL Recognized		http://database.ul.com/cgi-bin/XYV/template/LISEXT/1FRAME/index.htm	FILE E 60425
	B	D	
Nominal current IN	15 A	10 A	
Nominal voltage UN	300 V	300 V	

VDE Gutachten mit Fertigungsüberwachung		http://www.vde.com/en/Institute/OnlineService/VDE-approved-products/Pages/Online-Search.aspx	40004701
Nominal current IN	12 A		
Nominal voltage UN	400 V		

Base strip - GMSTBVA 2,5/ 5-G-7,62 - 1766806

Approvals

cUL Recognized		http://database.ul.com/cgi-bin/XYV/template/LISEXT/1FRAME/index.htm	FILE E 60425
	B	D	
Nominal current IN	15 A	10 A	
Nominal voltage UN	300 V	300 V	

IECEE CB Scheme		http://www.iecee.org/	DE1-58978-B1B2
Nominal current IN	12 A		
Nominal voltage UN	400 V		

EAC		B.01742
-----	--	---------

cULus Recognized		http://database.ul.com/cgi-bin/XYV/template/LISEXT/1FRAME/index.htm
------------------	--	---

Accessories

Accessories

Coding element

Coding star - CR-MSTB - 1734401

Coding section, inserted into the recess in the header or the inverted plug, red insulating material



Filler plug

Base strip - GMSTBVA 2,5/ 5-G-7,62 - 1766806

Accessories

Accessories - MSTB-BL - 1755477



Keying cap, for forming sections, plugs onto header pin, green insulating material

Labeled terminal marker

Marker card - SK 7,62/3,8:FORTL.ZAHLEN - 0804549



Marker card, Card, white, labeled, Horizontal: Consecutive numbers 1 - 10, 11 - 20, etc. up to 91 - 100, Mounting type: adhesive, for terminal block width: 7.62 mm, Lettering field: 7.62 x 3.8 mm

Additional products

Printed-circuit board connector - GMSTB 2,5/ 5-ST-7,62 - 1767038



Plug component, nominal current: 12 A, rated voltage (III/2): 630 V, number of positions: 5, pitch: 7.62 mm, connection method: Screw connection with tension sleeve, Color: green, contact surface: Tin

Printed-circuit board connector - FRONT-GMSTB 2,5/ 5-ST-7,62 - 1806148



Plug component, nominal current: 12 A, rated voltage (III/2): 630 V, number of positions: 5, pitch: 7.62 mm, connection method: Front screw connection, Color: green, contact surface: Tin

Printed-circuit board connector - GMVSTBW 2,5/ 5-ST-7,62 - 1832442



Plug component, nominal current: 12 A, rated voltage (III/2): 630 V, number of positions: 5, pitch: 7.62 mm, connection method: Screw connection with tension sleeve, Color: green, contact surface: Tin

Base strip - GMSTBVA 2,5/ 5-G-7,62 - 1766806

Accessories

Printed-circuit board connector - GMVSTBR 2,5/ 5-ST-7,62 - 1832552



Plug component, nominal current: 12 A, rated voltage (III/2): 630 V, number of positions: 5, pitch: 7.62 mm, connection method: Screw connection with tension sleeve, Color: green, contact surface: Tin

Printed-circuit board connector - GFKC 2,5/ 5-ST-7,62 - 1939662



Plug component, nominal current: 12 A, rated voltage (III/2): 630 V, number of positions: 5, pitch: 7.62 mm, connection method: Push-in spring connection, Color: green, contact surface: Tin, COMBICON connectors may only be activated under no load conditions. If for operating reasons small loads must be switched, experimental values are available upon request.