

Data sheet | Item number: 745-633

Comb-style jumper bar; 3-way

www.wago.com/745-633



Data

Connection data

Jumper assignment 3-way

Geometrical Data

Pin spacing 15 mm / 0.591 inch

Mechanical data

Suitable for 745 Series – 16 mm² and 2706 Series

Material Data

Contact material Copper alloy

Contact plating tin-plated

Weight 3.3 g

Subject to changes. Please also observe the further product documentation!

WAGO Kontakttechnik GmbH & Co. KG
Hansastr. 27
32423 Minden
Phone: +49571 887-0 | Fax: +49571 887-169
Email: info.de@wago.com | Web: www.wago.com

Do you have any questions about our products?
We are always happy to take your call at +49 (571) 887-44222.

Commercial data

| | |
|-----------------------|---------------------|
| Product Group | 4 (Printed Circuit) |
| Packaging type | BOX |
| Country of origin | CH |
| GTIN | 4017332810623 |
| Customs tariff number | 85366990990 |

Counterpart

Downloads

Documentation

Additional Information


| | | | |
|------------------------|-------------|---------------|----------|
| Technical explanations | Apr 3, 2019 | pdf 3.6 MB | Download |
|------------------------|-------------|---------------|----------|

CAD/CAE-Data


CAD data

| | | |
|----------------------|-----|----------|
| 2D/3D Models 745-633 | URL | Download |
|----------------------|-----|----------|


Handling Instructions



Inserting a comb-style jumper bar.



To insert a comb-style jumper bar, push it down using a screwdriver until it hits the backstop – 745 Series.



To remove the comb-style jumper bar, lift it up using a screwdriver – 745 Series.

Subject to changes. Please also observe the further product documentation!