

This document is the property of Amphenol Corporation and is delivered on the express condition that it is not to be disclosed, reproduced or used, in whole or in part, for manufacture or sale by anyone other than Amphenol Corporation without its prior consent, and that no right is granted to disclose or to use any information in this document.

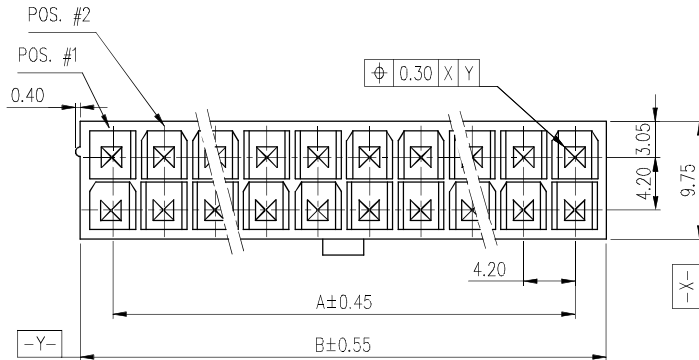
The marking on this product doesn't contain environmental hazardous materials per Material Specification SS-00259 for Sony GP compliant or per directive 2011/65/EU for RoHS compliant.



ORIGINAL



REVISIONS				
SYM	ECN No.	DESCRIPTION	DATE	APPROVED
A		RELEASE FOR ROHS	07/07/2009	Arron Lin
B	NE-10045	MODIFIED PCB HOLE DIMENSION	03/26/2010	Roger Tsai
C	NE-11053	DIM 5.5 ±0.3 → 5.5±0.2	04/13/2011	Arron Lin
D	NE-11174	UPDATE DIM	12/06/2011	Arron Lin
E	NE-12226	ADDED DIM.	12/11/2012	Arron Lin
F	NE-13027	ADD MARK PIN #2 AND UPDATE DIM.	02/22/2013	Arron Lin
A1	NE-13171	ADD LCP BLACK AND SELECTIVE PLATING	10/16/2013	Arron Lin
B1	NE-14215	ADD DIM 3.05 AND PACKING. UPDATE DIM 1.15-->1.14	11/25/2014	Arron Lin



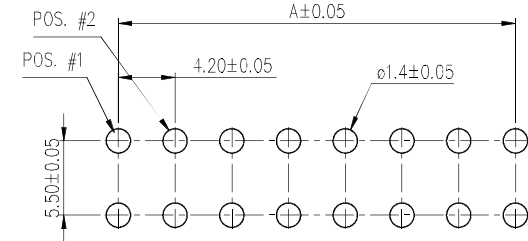
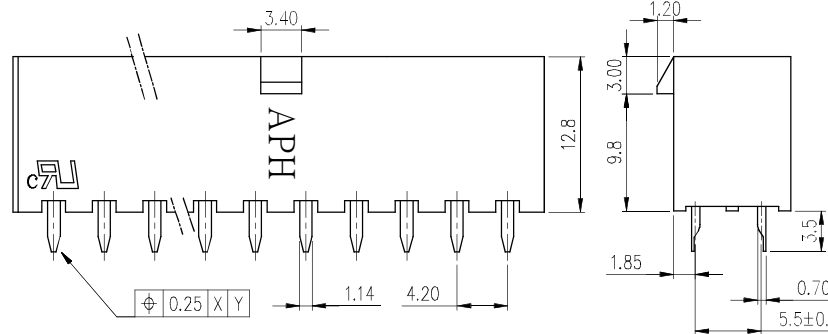
NOTES:

- MATERIAL:
HOUSING: NYLON / LCP UL 94V-0, / UL 94V-2, COLOR: OPTIONS.
TERMINAL: BRASS.
- FINISH:
TERMINAL:
CONTACT AREA: SELECTIVE PLATING.;
SOLDERING AREA: GOLD OR TIN PLATING .;
UNDER PLATING: NICKEL PLATING 50 μ" THICKNESS MIN. OVERALL.
- THIS PRODUCT DOESN'T CONTAIN ENVIRONMENTAL HAZARDOUS PER DIRECTIVE 2011/65/EU FOR ROHS COMPLIANT.
- PRODUCT SPECIFICATION REFER TO : PS-7423

G874DXX1 X 0 X CEU

SEE TABLE	INSULATOR
	0: UL94V-0 NYLON (NATURAL)
	1: UL94V-2 NYLON (NATURAL)
	2: UL94V-0 LCP (NATURAL)
	5: UL94V-0 LCP (BLACK)

- FINISH
- FLASH GOLD (OVERALL)
 - 50u" Tin PLATED (OVERALL)
 - 100u" Tin PLATED (OVERALL)
 - 200u" Tin PLATED (OVERALL)
 - 15u" GOLD
 - 30u" GOLD



RECOMMENDED PCB LAYOUT

24	46.20	51.60
22	42.00	47.40
20	37.80	43.20
18	33.60	39.00
16	29.40	34.80
14	25.20	30.60
12	21.00	26.40
10	16.80	22.20
08	12.60	18.00
06	8.40	13.80
04	4.20	9.60
02		5.40
NO. OF POSITION	A	B
	DIMENSIONS	

TOLERANCE	DRAWN	APPROVALS	DATE	TITLE	UNIT	SIZE	PART No.	
X. X.X ±0.30 X.XX ±0.20 X.XXX ±0.10	DESIGNED	Debby Hung	11/25/2014	MINI POWER CONNECTOR, 4.2 MM PITCH, HEADER STRAIGHT DIP TYPE	mm	A3	G874DXX1X0XCEU	
	CHECKED	Roger Tsai	11/25/2014					
	APPROVED	Arron Lin	11/25/2014					
ANGULAR ±1°	DWG TYPE	CUST DWG	PROJECT CODE	PHD	SCALE	NA	SHEET 1 OF 2	
UNLESS OTHERWISE SPECIFIED							DWG No. G874DXX1X0XCEU	REV. B1

This document is the property of Amphenol Corporation and is delivered on the express condition that it is not to be disclosed, reproduced or used in whole or in part, for manufacture or sale by anyone other than Amphenol Corporation without its prior consent, and that no right is granted to disclose or to use any information in this document.

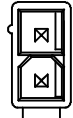
The marking on this product doesn't contain environmental hazardous materials per Material Specification SS-00259 for Sony GP compliant or per directive 2011/65/EU for RoHS compliant.



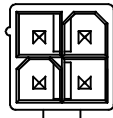
ORIGINAL



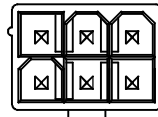
REVISIONS				
SYM	ECN No.	DESCRIPTION	DATE	APPROVED
A		RELEASE FOR ROHS	07/07/2009	Arron Lin
B	NE-10045	MODIFIED PCB HOLE DIMENSION	03/26/2010	Roger Tsai
C	NE-11053	DIM 5.5 ±0.3 → 5.5±0.2	04/13/2011	Arron Lin
D	NE-11174	UPDATE DIM	12/06/2011	Arron Lin
E	NE-12226	ADDED DIM.	12/11/2012	Arron Lin
F	NE-13027	ADD MARK PIN #2 AND UPDATE DIM.	02/22/2013	Arron Lin
A1	NE-13171	ADD LCP BLACK AND SELECTIVE PLATING	10/16/2013	Arron Lin
B1	NE-14215	ADD DIM 3.05 AND PACKING. UPDATE DIM 1.15-->1.14	11/25/2014	Arron Lin



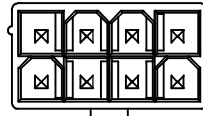
02 POS



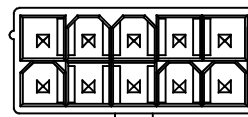
04 POS



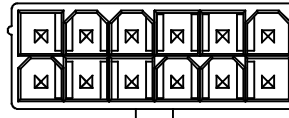
06 POS



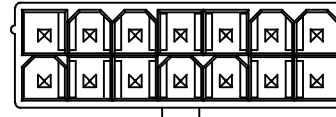
08 POS



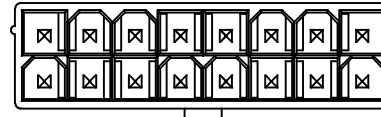
10 POS



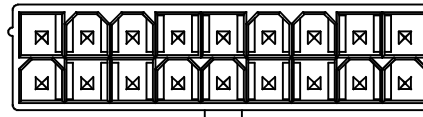
12 POS



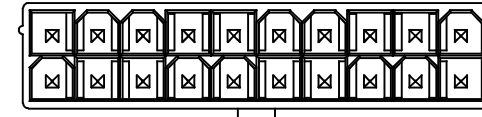
14 POS



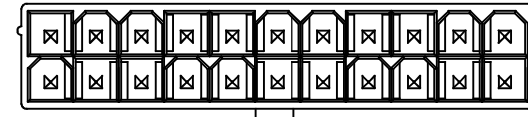
16 POS



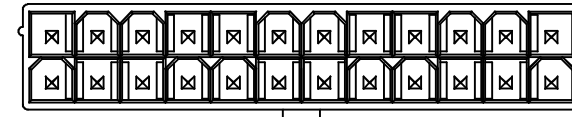
18 POS



20 POS

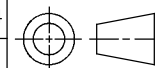


22 POS



24 POS

TOLERANCE X. ±0.30 X.X ±0.20 X.XX ±0.10 X.XXX ±0.10 ANGULAR ±1° UNLESS OTHERWISE SPECIFIED	DRAWN APPROVALS DATE	DESIGNED Debby Hung 11/25/2014	TITLE MINI POWER CONNECTOR, 4.2 MM PITCH, HEADER STRAIGHT DIP TYPE	Amphenol® Amphenol Corporation Amphenol Taiwan Corporation				
	CHECKED Roger Tsai 11/25/2014	APPROVED Arron Lin 11/25/2014						
	DWG TYPE CUST DWG	PROJECT CODE PHD				UNIT mm SCALE NA	SIZE A3 SHEET 2 OF 2	PART No. G874DXX1X0XCEU
	DWG No. G874DXX1X0XCEU	REV. B1						



This document is the property of Amphenol Corporation and is delivered on the express condition that it is not to be disclosed, reproduced or used, in whole or in part, for manufacture or sale by anyone other than Amphenol Corporation without its prior consent, and that no right is granted to disclose or to use any information in this document.

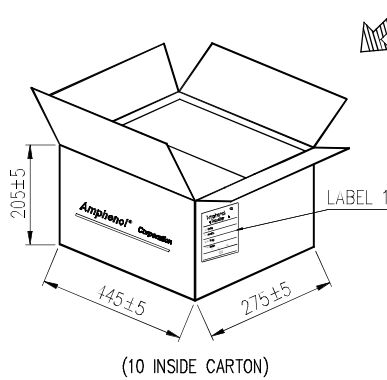
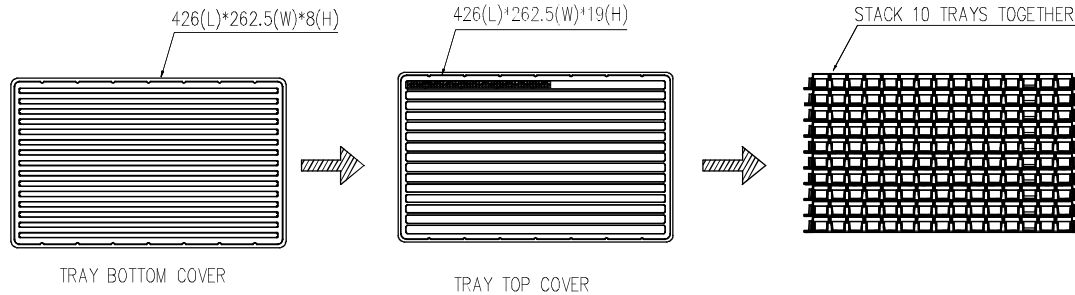
The marking on this product doesn't contain environmental hazardous materials per Material Specification SS-00259 for Sony GP compliant or per directive 2011/65/EU for RoHS compliant.



ORIGINAL



REVISIONS				
SYM	ECN No.	DESCRIPTION	DATE	APPROVED
A		RELEASE FOR ROHS	07/07/2009	Arron Lin
B	NE-10045	MODIFIED PCB HOLE DIMENSION	03/26/2010	Roger Tsai
C	NE-11053	DIM 5.5 ±0.3 -> 5.5±0.2	04/13/2011	Arron Lin
D	NE-11174	UPDATE DIM	12/06/2011	Arron Lin
E	NE-12226	ADDED DIM.	12/11/2012	Arron Lin
F	NE-13027	ADD MARK PIN #2 AND UPDATE DIM.	02/22/2013	Arron Lin
A1	NE-13171	ADD LCP BLACK AND SELECTIVE PLATING	10/16/2013	Arron Lin
B1	NE-14215	ADD DIM 3.05 AND PACKING. UPDATE DIM 1.15-->1.14	11/25/2014	Arron Lin



POS	PCS/TRAY	PCS/CARTON
02	1050	10500
04	600	6000
06	420	4200
08	315	3150
10	255	2550
12	225	2250
14	195	1950
16	165	1650
18	150	1500
20	135	1350
22	120	1200
24	105	1050

TOLERANCE	DRAWN	APPROVALS	DATE	TITLE		Amphenol [®] Amphenol Corporation Amphenol Taiwan Corporation			
X. ±0.30	DESIGNED	Debby Hung	11/25/2014	MINI POWER CONNECTOR, 4.2 MM PITCH, HEADER STRAIGHT DIP TYPE		UNIT mm	SIZE A3	PART No. G874DXX1X0XCEU	
X.XX ±0.20	CHECKED	Roger Tsai	11/25/2014					DWG No. G874DXX1X0XCEU	
X.XXX ±0.10	APPROVED	Arron Lin	11/25/2014	UNLESS OTHERWISE SPECIFIED		SCALE NA	SHEET 2 OF 2	REV. B1	
ANGULAR ±1°	DWG TYPE	CUST DWG	PROJECT CODE					PHD	