


**Data sheet | Item number: 790-108**

Shield clamping saddle; 11 mm wide; diameter of compatible conductor; 3 ...  
8 mm

[www.wago.com/790-108](http://www.wago.com/790-108)



RoHS   
Compliant

BOMcheck.net

**Item description**

Subject to changes. Please also observe the further product documentation!

WAGO Kontakttechnik GmbH & Co. KG  
Hansastr. 27  
32423 Minden  
Phone: +49571 887-0 | Fax: +49571 887-169  
Email: [info.de@wago.com](mailto:info.de@wago.com) | Web: [www.wago.com](http://www.wago.com)

Do you have any questions about our products?  
We are always happy to take your call at +49 (571) 887-44222.

**Safety information 1:**

Note: Not suitable for connecting ground conductors!

**Data****Technical Data**

Main product function	Shield clamping saddles
Safety information 1	Note: Not suitable for connecting ground conductors!

**Geometrical Data**

Width	11 mm / 0.433 inch
-------	--------------------

**Material Data**

Weight	12 g
Material	Steel V2A

**Commercial data**

Product Group	2 (Terminal Block Accessories)
Packaging type	BOX
Country of origin	DE
GTIN	4017332356954
Customs Tariff No.	85369010000

**Counterpart****Compatible products****Carrier rail****Item no.: 790-145**

Carrier rail; with special perforations; 1000 mm long; tin-plated

[www.wago.com/790-145](http://www.wago.com/790-145)**General accessories****Item no.: 790-100**

Isolated mounting carrier; for busbar with screw M4 x 8 mm; gray

[www.wago.com/790-100](http://www.wago.com/790-100)**Item no.: 790-101**

Isolated mounting carrier; for busbar with sheet metal screw (3.5 x 9) mm; gray

[www.wago.com/790-101](http://www.wago.com/790-101)

Subject to changes. Please also observe the further product documentation!

WAGO Kontakttechnik GmbH &amp; Co. KG

Hansastr. 27

32423 Minden

Phone: +49571 887-0 | Fax: +49571 887-169

Email: [info.de@wago.com](mailto:info.de@wago.com) | Web: [www.wago.com](http://www.wago.com)






Do you have any questions about our products?

We are always happy to take your call at +49 (571) 887-44222.

## N-busbar

	<b>Item no.: 210-133</b> Busbar; tin-plated; 1000 mm long; Cu 10 mm x 3 mm	<a href="http://www.wago.com/210-133">www.wago.com/210-133</a>
	<b>Item no.: 790-133</b> Busbar; tin-plated; 30 mm long; Cu 10 mm x 3 mm	<a href="http://www.wago.com/790-133">www.wago.com/790-133</a>
	<b>Item no.: 790-134</b> Busbar; tin-plated; 50 mm long; Cu 10 mm x 3 mm	<a href="http://www.wago.com/790-134">www.wago.com/790-134</a>
	<b>Item no.: 790-190</b> U-shaped busbar; Cu 10 mm x 3 mm; for 5 I/O; suitable for 750 Series I/O modules	<a href="http://www.wago.com/790-190">www.wago.com/790-190</a>
	<b>Item no.: 790-191</b> U-shaped busbar; Cu 10 mm x 3 mm; for 8 I/O; suitable for 750 Series I/O modules	<a href="http://www.wago.com/790-191">www.wago.com/790-191</a>
	<b>Item no.: 790-192</b> U-shaped busbar; Cu 10 mm x 3 mm; for 5 I/O; suitable for 750 Series I/O modules	<a href="http://www.wago.com/790-192">www.wago.com/790-192</a>
	<b>Item no.: 790-193</b> U-shaped busbar; Cu 10 mm x 3 mm; for 8 I/O; suitable for 750 Series I/O modules	<a href="http://www.wago.com/790-193">www.wago.com/790-193</a>

## shield connection

	<b>Item no.: 790-110</b> Carrier with grounding foot; parallel to carrier rail; 15 mm long; Cu 10 mm x 3 mm; suitable for 790-108 shield clamping saddles	<a href="http://www.wago.com/790-110">www.wago.com/790-110</a>
	<b>Item no.: 790-112</b> Carrier with grounding foot; parallel to carrier rail; 25 mm long; Cu 10 mm x 3 mm; suitable for 790-108 and 790-116	<a href="http://www.wago.com/790-112">www.wago.com/790-112</a>
	<b>Item no.: 790-113</b> Carrier with grounding foot; 90° to carrier rail; 45 mm long; Cu 10 mm x 3 mm; suitable for 790 Series shield clamping saddles	<a href="http://www.wago.com/790-113">www.wago.com/790-113</a>
	<b>Item no.: 790-114</b> Carrier with grounding foot; parallel to carrier rail; 45 mm long; Cu 10 mm x 3 mm; suitable for 790 Series shield clamping saddles and 791 Series shield clamps	<a href="http://www.wago.com/790-114">www.wago.com/790-114</a>
	<b>Item no.: 790-115</b> Carrier with 2 grounding feet; parallel to carrier rail; 125 mm long; Cu 10 mm x 3 mm	<a href="http://www.wago.com/790-115">www.wago.com/790-115</a>

## Downloads

## Documentation

## Bid Text

790-108 doc - Datei	Nov 28, 2018	doc 24.1 kB	Download
790-108 X81 - Datei	Feb 19, 2019	xml 2.7 kB	Download

Subject to changes. Please also observe the further product documentation!

WAGO Kontakttechnik GmbH & Co. KG  
Hansastr. 27  
32423 Minden  
Phone: +49571 887-0 | Fax: +49571 887-169  
Email: [info.de@wago.com](mailto:info.de@wago.com) | Web: [www.wago.com](http://www.wago.com)

Do you have any questions about our products?  
We are always happy to take your call at +49 (571) 887-44222.

## CAD/CAE-Data

### CAD data

2D/3D Models 790-108

[URL](#)

[Download](#)

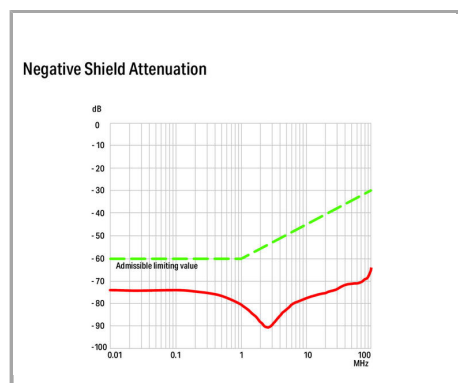
### CAE data

WSCAD Universe 790-108

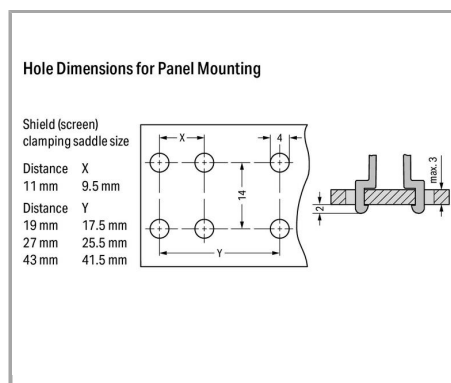
[URL](#)

[Download](#)

## Installation Notes




WAGO's shield connection system is highly effective because the clamping unit can be brought very close to the unshielded part of the cable.




Additionally, the spring material is part of the clamping saddle, providing a good electrical connection (the system also acts as a partial strain relief). The spring element integrated in the shield clamping saddle compensates for deformation and settling that results from a connected shield.

Subject to changes. Please also observe the further product documentation!




**Assembly:**




**Removal:**

The shield clamping saddle is shipped ready for direct connection to the (10 x 3) mm busbar or to a drilled mounting plate. After connection, tighten the knurled screw to complete the installation. Maximum tightening torque: 0.5 Nm


To remove the clamping saddle, unscrew until ratcheted mechanism is released, then slightly tip saddle and remove the clamping saddle.



Carrier with grounding foot\* (790-113), 45 mm long, busbar 90° to the rail



Carrier with grounding foot\* (790-114), 45 mm long, busbar parallel to the rail



Carrier with grounding foot\* (790-115), 125 mm long, busbar parallel to the rail

\* for all sizes of shield clamping saddles


\* for all sizes of shield clamping saddles

\* for all sizes of shield clamping saddles


Subject to changes. Please also observe the further product documentation!

WAGO Kontakttechnik GmbH & Co. KG  
Hansastr. 27  
32423 Minden  
Phone: +49571 887-0 | Fax: +49571 887-169  
Email: [info.de@wago.com](mailto:info.de@wago.com) | Web: [www.wago.com](http://www.wago.com)


Do you have any questions about our products?  
We are always happy to take your call at +49 (571) 887-44222.



Fitting an additional clamping saddle.




Tightening/removing a shield clamping saddle.



After connection, tighten the knurled screw to complete the installation.

Recommended tightening torque: 0.5 Nm




To remove the clamping saddle, unscrew until ratcheted mechanism is released, then slightly tip saddle and remove the clamping saddle.

Subject to changes. Please also observe the further product documentation!

WAGO Kontakttechnik GmbH & Co. KG  
Hansastr. 27  
32423 Minden  
Phone: +49571 887-0 | Fax: +49571 887-169  
Email: [info.de@wago.com](mailto:info.de@wago.com) | Web: [www.wago.com](http://www.wago.com)

Do you have any questions about our products?  
We are always happy to take your call at +49 (571) 887-44222.







Carrier with grounding foot – busbar parallel to the rail



Insulated mounting carriers for a common shield reference potential, independent of housing potential



U-shaped (10 x 3) mm copper busbar



Snap shield clamping saddles into any metal plate (max. thickness: 3 mm).

Subject to changes. Please also observe the further product documentation!

WAGO Kontakttechnik GmbH & Co. KG  
Hansastr. 27  
32423 Minden  
Phone: +49571 887-0 | Fax: +49571 887-169  
Email: [info.de@wago.com](mailto:info.de@wago.com) | Web: [www.wago.com](http://www.wago.com)

Do you have any questions about our products?  
We are always happy to take your call at +49 (571) 887-44222.