THIS DRAWING IS UNPUBLISHED. RELEASED FOR PUBLICATION -,- .
© COPYRIGHT - By - ALL RIGHTS RESERVED.

METRIC | LOC A1 | DIST —

REVISIONS					
P	LTR	DESCRIPTION	DATE	DWN	APVD
	C2	REVISED PER ECO-11-005150	21MAR11	RK	HMR

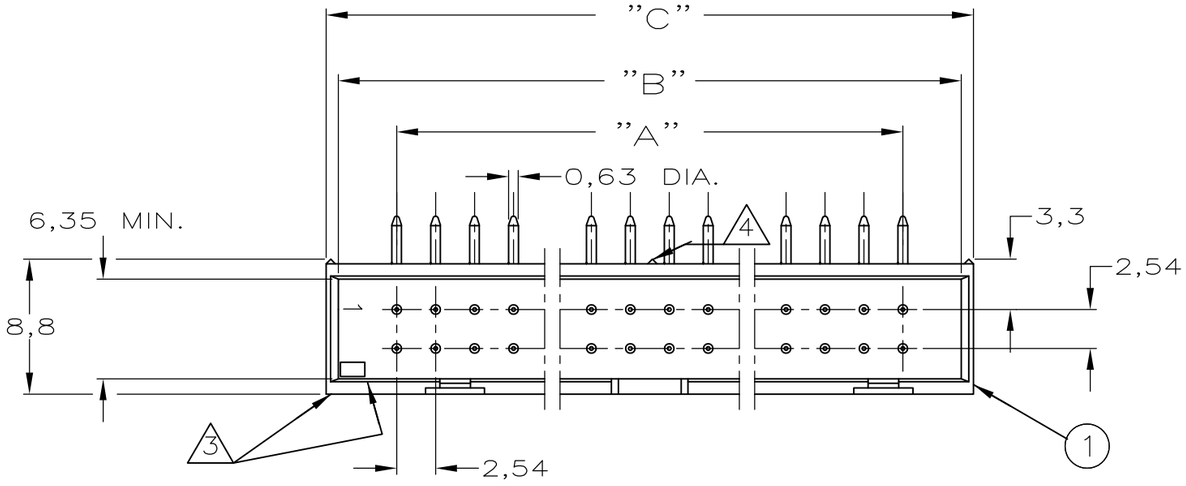

NOTES

1. SNAP-IN POLARIZERS PN. 927636-2 OR 927637-2 CAN BE APPLIED.
2. THERE IS NO WINDOW FOR SNAP-IN POLARIZERS AT THIS END IN 10 AND 14 POS. HEADERS.
3. INDICATION OF FIRST POSITION.
4. THERE IS NO CENTER STAND-OFF IN 10-26 POS. HEADERS.

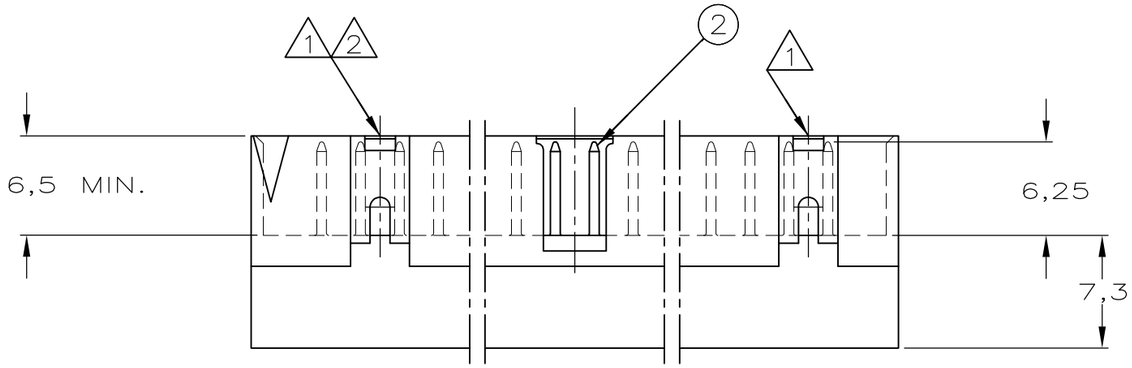

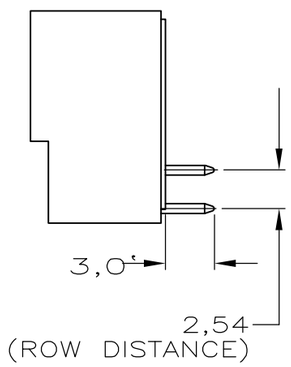

RECOMMENDED PCB-HOLE PATTERN

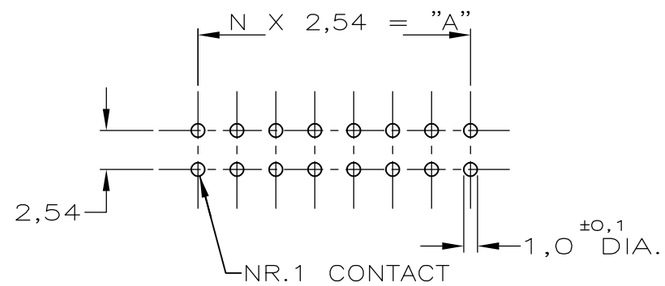

2 PIN-CONTACT	BRASS	MATING SIDE: 0,8µm AU OR 0,8µm DURAGOLD ®/ OVER 1,27µm NI SOLDER SIDE: MIN. 3,0µm SN OVER 1,27µm NI
1 HOUSING	GLASSFILLED POLYESTER	BLACK

DIM."C"	DIM."B"	DIM."A"	NR. OF POSITIONS	PARTNUMBER
87,9	86,4	78,7	64	6-827746-4
82,9	81,3	73,7	60	6-827746-0
70,2	68,6	61,0	50	5-827746-0
62,5	61,0	53,3	44	4-827746-4
57,5	55,9	48,3	40	4-827746-0
49,8	48,3	40,6	34	3-827746-4
44,8	43,2	35,6	30	3-827746-0
39,7	38,1	30,5	26	2-827746-6
37,1	35,6	27,9	24	2-827746-4
32,1	30,5	22,9	20	2-827746-0
27,0	25,4	17,8	16	1-827746-6
24,4	22,9	15,2	14	1-827746-4
19,4	17,8	10,2	10	1-827746-0

VARIABLE CONNECTOR DIMENSIONS

THIS DRAWING IS A CONTROLLED DOCUMENT.

DIMENSIONS: mm

TOLERANCES UNLESS OTHERWISE SPECIFIED:
0 PLC ± -
1 PLC ± -
2 PLC ± -
3 PLC ± -
4 PLC ± -
ANGLES ± -

MATERIAL -
FINISH -

DWN J.v.LIEMPT 29 NOV 93
CHK R.VERSTIJNEN. -
APVD L.V.SOEST. -
PRODUCT SPEC —
APPLICATION SPEC —
WEIGHT —

TE Connectivity

NAME AMP-LATCH HEADER 90DEG VERSION. SHORT END

SIZE	CAGE CODE	DRAWING NO	RESTRICTED TO
A3	00779	C-827746	—

CUSTOMER DRAWING | SCALE — | SHEET 1 OF 1 | REV C2

OBSOLETE
NOT the LATEST REVISION