

SPECIFICATION FOR APPROVAL

承 認 書

Description : Piezo Audio Transducer

Kingstate Part No. : KPEM166

Customer's Model No. : _____

Specification No. : POD-5630

Number Of The Edition : 1.1

CUSTOMER'S APPROVED SIGNATURE		

志豐電子股份有限公司 KINGSTATE ELECTRONICS CORP.




Address : 10F, No. 69-11, Sec. 2, Chung Cheng E. Rd., Tamshui County, Taipei Hsien, Taiwan, R.O.C.

International sales dept.: TEL : 886-2-2809-5651 FAX:886-2-2809-7151

Domestic sales dept.: TEL : 886-2-2809-0668 FAX:886-2-28096748

http : //www.kingstate.com.tw

Approved by	Checked by	Issued by
 2019.10.28	陈中煌 2019/10/25	Merry 10/25/19

A.SCOPE 範疇

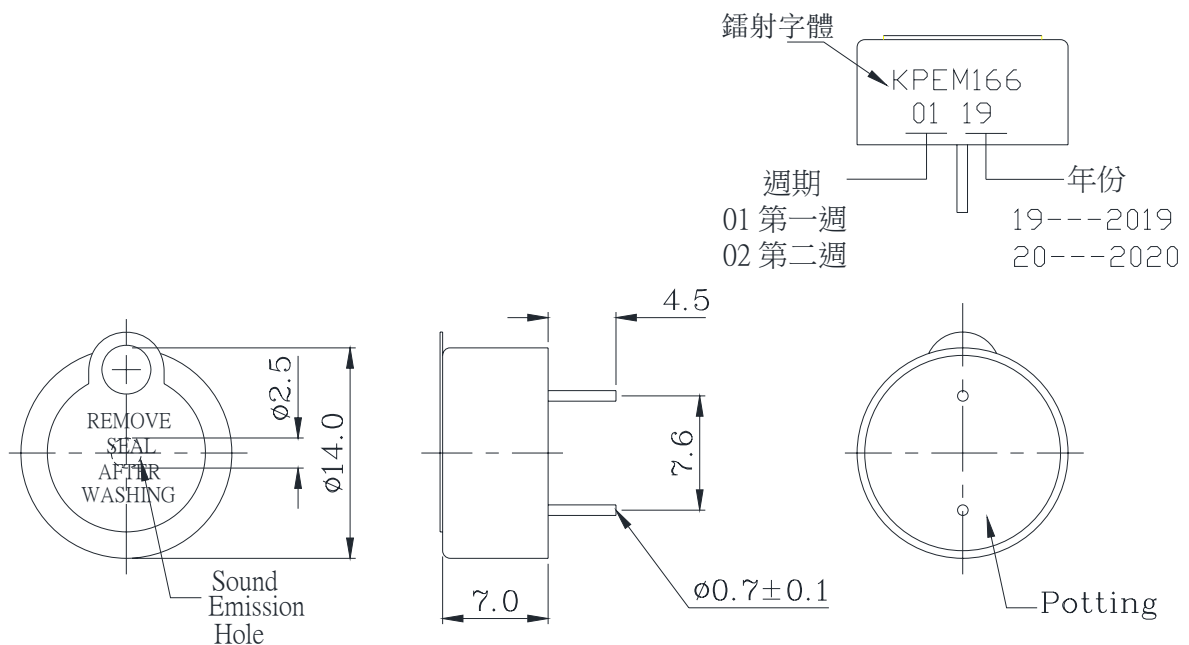
This specification applies piezo audio transducer, **KPEM166**

此規格書適用於壓電式蜂鳴器 **KPEM166**

B. SPECIFICATION 規格

No.	Item	Unit	Specification	Condition
1	Operating Volt. 操作電壓	Vp-p	MAX 20	
2	Current consumption 消耗電流	mA	MAX 7	at 10Vp-p,square wave,4.0KHz.
3	Sound pressure level 輸出音壓	dB	MIN 85	at 10cm/10Vp-p,square wave,4.0KHz.
4	Electrostatic capacity 靜電容量	pF	13,000±30%	at 120Hz/1V
5	Operating temp. 操作溫度	°C	-40 ~ +85	
6	Storage temp. 儲存溫度	°C	-40 ~ +85	
7	Dimension 尺寸	mm	φ14.0 x H 7.0	See appearance drawing 請參照外觀尺寸圖
8	Weight (MAX) 重量	gram	1.0	
9	Material 材質		PBT (BLACK)	
10	Terminal 端子		Pin type (鍍全錫/Plating Sn)	See appearance drawing 請參照外觀尺寸圖
11	Environmental Protection Regulation 環保法規		RoHS2.0	

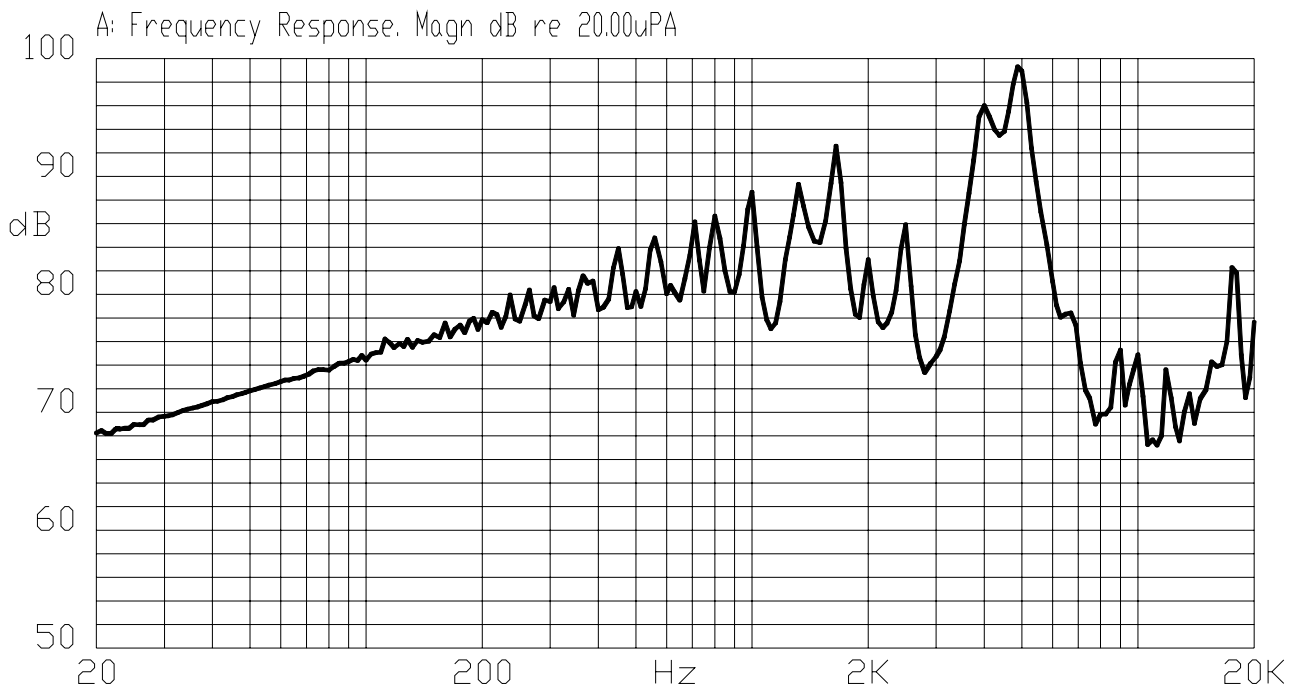
C. APPEARANCE DRAWING 外觀尺寸圖



Unit : mm

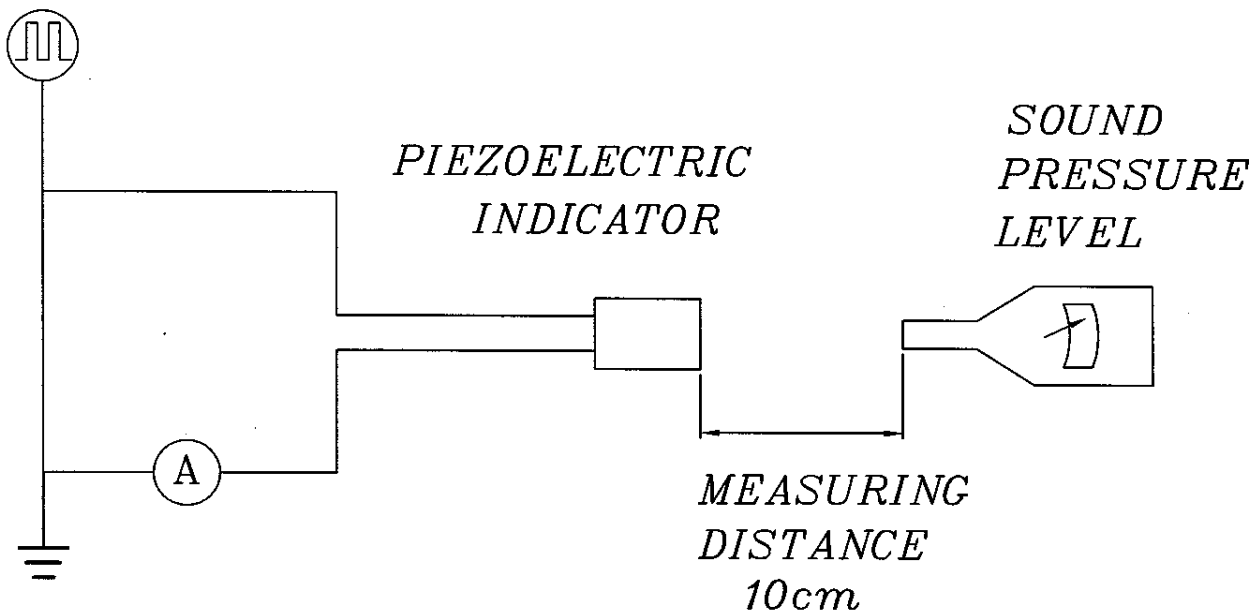
Tol : ± 0.5

D. TYPICAL FREQUENCY RESPONSE CURVE 頻率響應曲線



E. MEASURING METHOD 測量方法

S.P.L. Measuring Circuit 音壓測試接線圖
 Input Signal: 10Vp-p,4.0kHz, Square Wave
 輸入信號: 10Vp-p,4.0kHz,方波



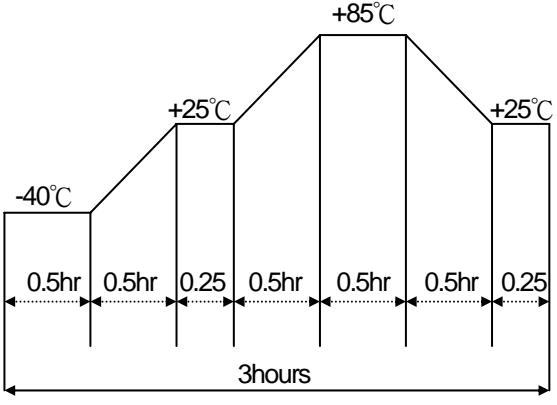
Mic : RION S.P.L meter UC30 or equivalent
 Mic : RION 噪音計 UC30 或同等品
 S.G : Hewlett Packard 33120A Function Generator or equivalent
 S.G : Hewlett Packard 33120A 函數信號產生器 或同等品

F. MECHANICAL CHARACTERISTICS 機械特性

No	Item	Test Condition	Evaluation standard
----	------	----------------	---------------------

1	Solderability 焊錫附著性	Lead terminals are immersed in rosin for 5 seconds and then immersed in solder bath of $+270\pm 5^{\circ}\text{C}$ for 3 ± 1 seconds. 端子部份浸入松香溶液 5 秒後,再浸入 $+270\pm 5^{\circ}\text{C}$ 熔融焊錫槽中 3 ± 1 秒。	90% min. lead terminals shall be wet with solder. (Except the edge of terminal) 浸入端子部份附著焊錫 90% 以上。(末端斷面不算)
2	Soldering Heat Resistance 焊錫耐熱性	Lead terminal are immersed up to 1.5mm from solder's body in solder bath of $+300\pm 5^{\circ}\text{C}$ for 3 ± 0.5 seconds or $+260\pm 5^{\circ}\text{C}$ for 10 ± 1 seconds. 距離端子根部 1.5mm 的位置,浸入 $+300\pm 5^{\circ}\text{C}$ 的焊錫槽 3 ± 0.5 秒,或 $+260\pm 5^{\circ}\text{C}$ 的焊錫槽 10 ± 1 秒。	No interference in operation 操作上無任何不良。
3	Terminal Mechanical Strength 端子強度	The force 10 seconds of 9.8N (1.0kg) is applied to each terminal in axial direction. 各端子的軸方向施以 9.8N (1.0kg) 的力量 10 秒。	No damage and cutting off 端子不鬆動, 不脫落。
4	Vibration 振動試驗	Buzzer shall be measured after being applied vibration of amplitude of 1.5mm with 10 to 55hz band of vibration frequency to each of 3 per-pendicular directions for 2 hours. 振動週波數 10~55HZ、全振幅 1.5mm 於 X.Y.Z 3 個方向,各 2 小時。	The value of oscillation frequency/ current consumption should be in 10% compared with initial ones .The SPL should be in $\pm 10\text{dB}$ compared with initial one.
5	Drop test 落下測試	The part only shall be dropped from a height of 75cm onto a 40mm thick wooden board 3 times in 3 axes (X.Y.Z). (a total of 9 times). 單體從 75 公分高處, X.Y.Z.3 個方向,各 3 回,落於 40mm 厚木板上。	諧振頻率與消耗電流變化量須在 $\pm 10\%$ 內. 輸出音壓變化量須在 $\pm 10\text{dB}$ 內.

G. ENVIRONMENT TEST 環境測試

No	Item	Test Condition	Evaluation standard
1	High temp. test 高溫測試	After being placed in a chamber at $+85^{\circ}\text{C}$ for 96 hours 置於 $+85^{\circ}\text{C}$ 環境中 96 小時	Being placed for 4 hours at $+25^{\circ}\text{C}$, buzzer shall be measured. The value of oscillation frequency/ current consumption should be in $\pm 10\%$ compared with initial ones .The SPL should be in $\pm 10\text{dB}$ compared with initial one. 經測試後, 靜置於 $+25^{\circ}\text{C}$ (室溫) 環境中 4 小時後, 諧振頻率與消耗電流變化量須在 $\pm 10\%$ 內. 輸出音壓變化量須在 $\pm 10\text{dB}$ 內.
2	Low temp. test 低溫測試	After being placed in a chamber with -40°C for 96 hours 置於 -40°C 環境中 96 小時	
3	Humidity test 相對濕度測試	After being placed in a chamber at $+40^{\circ}\text{C}$ and $90\pm 5\%$ relative humidity for 96 hours 置於 $+40^{\circ}\text{C}$, 相對濕度 $90\pm 5\%$ 環境中 96 小時	
4	Temp. cycle test 溫度循環試驗	The part shall be subjected to 5 cycles. One cycle shall be consist of: 單體承受溫度循環測試 5 次,其循環內容如圖示: 	

H. RELIABILITY TEST 信賴性測試

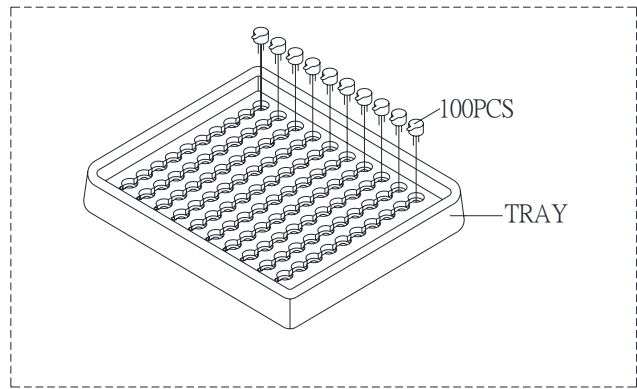
No.	Item	Test condition	Evaluation standard
-----	------	----------------	---------------------



1	Operating life test 壽命測試	<p>1. Continuous life test 高溫壽命測試(連續) 48 hours continuous operation at +70°C with rated voltage applied. 在+70°C環境下,以額定電壓連續操作48小時。</p> <p>2. Intermittent life test 室溫壽命測試(間歇) A duty cycle of 1 minute on, 1 minutes off, a minimum of 5000 times at room temp.(+25 ±2°C) and rated voltage applied 在室溫下(+25 ±2°C), 以額定電壓操作, 通電1分鐘/斷電1分鐘, 測試5000次循環。</p>	<p>Being placed for 4 hours at +25°C, buzzer shall be measured. The value of oscillation frequency/ current consumption should be in ±10% compared with initial ones. The SPL should be in ±10dB compared with initial one. 經測試後, 靜置於+25°C (室溫) 環境中4小時後, 諧振頻率與消耗電流變化量須在±10%內。輸出音壓變化量須在±10dB內。</p>
---	-----------------------------	--	---

TEST CONDITION.

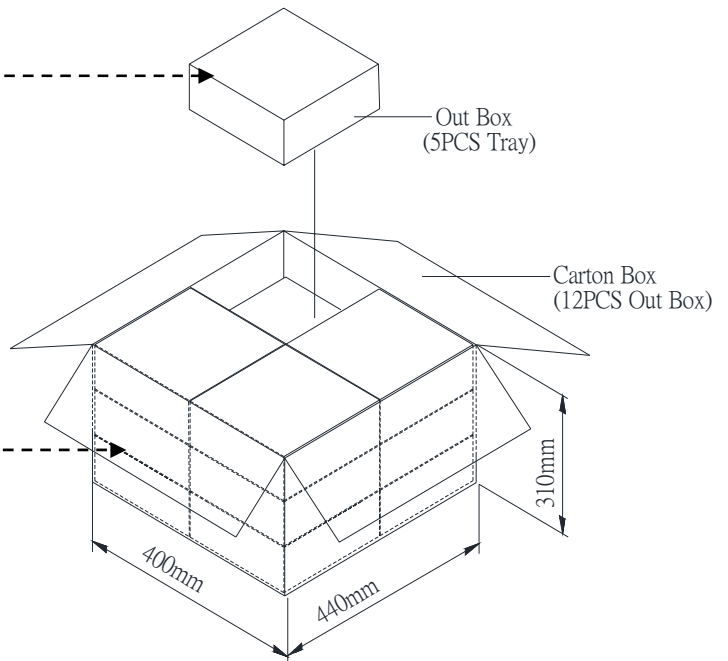
Standard Test Condition	:	a) Temperature : +5 ~ +35°C	b) Humidity : 45-85%	c) Pressure : 860-1060mpa
一般測試條件	:	a) 溫度 : +5 ~ +35°C	b) 濕度 : 45-85%	c) 氣壓 : 860-1060mpa
Judgement Test Condition	:	a) Temperature : +25 ± 2°C	b) Humidity : 60-70%	c) Pressure : 860-1060mpa.
爭議時測試條件	:	a) 溫度 : +25 ± 2°C	b) 濕度 : 60-70%	c) 氣壓 : 860-1060mpa

I. PACKING STANDARD 包裝規格



Lot No.	XXXXXXXXXX
Part No.	XXXXXXXXXX
Quantity	XXXX PCS
Date:	DD MM YY
	
	

* The label stucked on inner boxes and the outer of carton.



Tray	184mmx180mmx23mm	1x100PCS=100PCS
Out Box	200mmx190mmx100mm	100PCSx5=500PCS
Carton Box	440mmx400mmx310mm	500PCSx12=6,000PCS