

## Feed-through terminal block - PT 1,5/S BU - 3208126

Please be informed that the data shown in this PDF Document is generated from our Online Catalog. Please find the complete data in the user's documentation. Our General Terms of Use for Downloads are valid (<http://phoenixcontact.com/download>)




Feed-through terminal block, nom. voltage: 500 V, nominal current: 17.5 A, connection method: Push-in connection, number of connections: 2, cross section: 0.14 mm<sup>2</sup> - 1.5 mm<sup>2</sup>, AWG: 26 - 14, width: 3.5 mm, height: 30.5 mm, color: blue, mounting type: NS 35/7,5, NS 35/15

### Your advantages

- ✓ The Push-in connection terminal blocks are characterized by the system features of the CLIPLINE complete system and by easy and tool-free wiring of conductors with ferrules or solid conductors
- ✓ The compact design and front connection enable wiring in a confined space
- ✓ In addition to the testing facility in the double function shaft, all terminal blocks provide an additional test connection
- ✓ Tested for railway applications



### Key Commercial Data

Packing unit	1 pc
Minimum order quantity	50 pc
GTIN	 4 046356 564427
GTIN	4046356564427
Weight per Piece (excluding packing)	3.600 g
Custom tariff number	85369010
Country of origin	Germany

### Technical data

#### General

Number of levels	1
Number of connections	2
Potentials	1
Nominal cross section	1.5 mm <sup>2</sup>

# Feed-through terminal block - PT 1,5/S BU - 3208126

## Technical data

### General

Color	blue
Insulating material	PA
Flammability rating according to UL 94	V0
Area of application	Railway industry
	Machine building
	Plant engineering
Rated surge voltage	6 kV
Degree of pollution	3
Overvoltage category	III
Insulating material group	I
Maximum power dissipation for nominal condition	0.56 W
Designation	Level 1 above 1 below 1
Maximum load current	17.5 A
Nominal current $I_N$	17.5 A
Nominal voltage $U_N$	500 V
Open side panel	Yes
Shock protection test specification	DIN EN 50274 (VDE 0660-514):2002-11
Back of the hand protection	guaranteed
Finger protection	guaranteed
Result of surge voltage test	Test passed
Surge voltage test setpoint	7.3 kV
Result of power-frequency withstand voltage test	Test passed
Power frequency withstand voltage setpoint	1.89 kV
Result of the test for mechanical stability of terminal points (5 x conductor connection)	Test passed
Result of bending test	Test passed
Bending test rotation speed	10 rpm
Bending test turns	135
Bending test conductor cross section/weight	0.14 mm <sup>2</sup> / 0.2 kg
	1.5 mm <sup>2</sup> / 0.4 kg
Tensile test result	Test passed
Conductor cross section tensile test	0.14 mm <sup>2</sup>
Tractive force setpoint	10 N
Conductor cross section tensile test	1.5 mm <sup>2</sup>
Tractive force setpoint	40 N
Result of tight fit on support	Test passed
Tight fit on carrier	NS 35

# Feed-through terminal block - PT 1,5/S BU - 3208126

## Technical data

### General

Setpoint	1 N
Result of voltage-drop test	Test passed
Requirements, voltage drop	$\leq 3.2 \text{ mV}$
Result of temperature-rise test	Test passed
Short circuit stability result	Test passed
Conductor cross section short circuit testing	$1.5 \text{ mm}^2$
Short-time current	0.18 kA
Result of thermal test	Test passed
Ageing test for screwless modular terminal block temperature cycles	192
Proof of thermal characteristics (needle flame) effective duration	30 s
Result of aging test	Test passed
Oscillation, broadband noise test result	Test passed
Test specification, oscillation, broadband noise	DIN EN 50155 (VDE 0115-200):2008-03
Test spectrum	Service life test category 2, bogie-mounted
Test frequency	$f_1 = 5 \text{ Hz}$ to $f_2 = 250 \text{ Hz}$
ASD level	$6.12 (\text{m/s}^2)^2/\text{Hz}$
Acceleration	3.12 g
Test duration per axis	5 h
Test directions	X-, Y- and Z-axis
Shock test result	Test passed
Test specification, shock test	DIN EN 50155 (VDE 0115-200):2008-03
Shock form	Half-sine
Acceleration	30g
Shock duration	18 ms
Number of shocks per direction	3
Test directions	X-, Y- and Z-axis (pos. and neg.)
Relative insulation material temperature index (Elec., UL 746 B)	130 °C
Temperature index of insulation material (DIN EN 60216-1 (VDE 0304-21))	130 °C
Static insulating material application in cold	-60 °C
Behavior in fire for rail vehicles (DIN 5510-2)	Test passed
Flame test method (DIN EN 60695-11-10)	V0
Oxygen index (DIN EN ISO 4589-2)	>32 %
NF F16-101, NF F10-102 Class I	2
NF F16-101, NF F10-102 Class F	2
Surface flammability NFPA 130 (ASTM E 162)	passed
Specific optical density of smoke NFPA 130 (ASTM E 662)	passed
Smoke gas toxicity NFPA 130 (SMP 800C)	passed

# Feed-through terminal block - PT 1,5/S BU - 3208126

## Technical data

### General

Calorimetric heat release NFPA 130 (ASTM E 1354)	28 MJ/kg
Fire protection for rail vehicles (DIN EN 45545-2) R22	HL 1 - HL 3
Fire protection for rail vehicles (DIN EN 45545-2) R23	HL 1 - HL 3
Fire protection for rail vehicles (DIN EN 45545-2) R24	HL 1 - HL 3
Fire protection for rail vehicles (DIN EN 45545-2) R26	HL 1 - HL 3

### Dimensions

Width	3.5 mm
End cover width	2.2 mm
Length	45 mm
Height	30.5 mm
Height NS 35/7,5	32 mm
Height NS 35/15	39.5 mm

### Connection data

Connection	1 level
Connection method	Push-in connection
Stripping length	8 mm ... 10 mm
Connection in acc. with standard	IEC 60947-7-1
Conductor cross section solid min.	0.14 mm <sup>2</sup>
Conductor cross section solid max.	1.5 mm <sup>2</sup>
Conductor cross section AWG min.	26
Conductor cross section AWG max.	14
Conductor cross section flexible min.	0.14 mm <sup>2</sup>
Conductor cross section flexible max.	1.5 mm <sup>2</sup>
Min. AWG conductor cross section, flexible	26
Max. AWG conductor cross section, flexible	14
Conductor cross section flexible, with ferrule without plastic sleeve min.	0.14 mm <sup>2</sup>
Conductor cross section flexible, with ferrule without plastic sleeve max.	1.5 mm <sup>2</sup>
Conductor cross section flexible, with ferrule with plastic sleeve min.	0.14 mm <sup>2</sup>
Conductor cross section flexible, with ferrule with plastic sleeve max.	1 mm <sup>2</sup> Using the AI-S 1-8 TQ ferrule, Order No. 1200293, is recommended
Internal cylindrical gage	A1 / B1

### Standards and Regulations

Connection in acc. with standard	CSA
	IEC 60947-7-1
Flammability rating according to UL 94	V0
Fire protection for rail vehicles (DIN EN 45545-2) R22	HL 1 - HL 3
Fire protection for rail vehicles (DIN EN 45545-2) R23	HL 1 - HL 3

## Feed-through terminal block - PT 1,5/S BU - 3208126

### Technical data

#### Standards and Regulations

Fire protection for rail vehicles (DIN EN 45545-2) R24	HL 1 - HL 3
Fire protection for rail vehicles (DIN EN 45545-2) R26	HL 1 - HL 3

#### Environmental Product Compliance

China RoHS	Environmentally friendly use period: unlimited = EFUP-e
	No hazardous substances above threshold values

### Drawings

Circuit diagram



### Classifications

#### eCl@ss

eCl@ss 4.0	27141100
eCl@ss 4.1	27141100
eCl@ss 5.0	27141100
eCl@ss 5.1	27141100
eCl@ss 6.0	27141100
eCl@ss 7.0	27141120
eCl@ss 8.0	27141120
eCl@ss 9.0	27141120

#### ETIM

ETIM 2.0	EC000897
ETIM 3.0	EC000897
ETIM 4.0	EC000897
ETIM 5.0	EC000897
ETIM 6.0	EC000897
ETIM 7.0	EC000897

#### UNSPSC

UNSPSC 6.01	30211811
UNSPSC 7.0901	39121410
UNSPSC 11	39121410

## Feed-through terminal block - PT 1,5/S BU - 3208126

### Classifications

#### UNSPSC

UNSPSC 12.01	39121410
UNSPSC 13.2	39121410

### Approvals

#### Approvals


#### Approvals

CSA / BV / LR / NK / ABS / UL Recognized / cUL Recognized / IECEE CB Scheme / VDE Zeichengenehmigung / EAC / DNV GL / cULus Recognized

#### Ex Approvals

IECEEx / ATEX / EAC Ex

### Approval details

CSA		<a href="http://www.csagroup.org/services-industries/product-listing/">http://www.csagroup.org/services-industries/product-listing/</a>	13631
	B	C	D
Nominal voltage UN	300 V	300 V	600 V
Nominal current IN	15 A	15 A	5 A
mm²/AWG/kcmil	26-14	26-14	26-14

BV		<a href="http://www.veristar.com/portal/veristarinfo/generalinfo/approved/approvedProducts/equipmentAndMaterials">http://www.veristar.com/portal/veristarinfo/generalinfo/approved/approvedProducts/equipmentAndMaterials</a>	39980/A0 BV
----	---	---	-------------


LR		<a href="http://www.lr.org/en">http://www.lr.org/en</a>	12/20038 (E3)
----	---	---	---------------


NK		<a href="http://www.classnk.or.jp/hp/en/">http://www.classnk.or.jp/hp/en/</a>	14ME0912
----	---	---	----------


ABS		<a href="http://www.eagle.org/eagleExternalPortalWEB/">http://www.eagle.org/eagleExternalPortalWEB/</a>	16-HG1591536-PDA
-----	--	---	------------------


## Feed-through terminal block - PT 1,5/S BU - 3208126

### Approvals

UL Recognized		<a href="http://database.ul.com/cgi-bin/XYV/template/LISEXT/1FRAME/index.htm">http://database.ul.com/cgi-bin/XYV/template/LISEXT/1FRAME/index.htm</a>	FILE E 60425
	B	C	D
Nominal voltage UN	300 V	300 V	600 V
Nominal current IN	15 A	15 A	5 A
mm²/AWG/kcmil	26-14	26-14	26-14

cUL Recognized		<a href="http://database.ul.com/cgi-bin/XYV/template/LISEXT/1FRAME/index.htm">http://database.ul.com/cgi-bin/XYV/template/LISEXT/1FRAME/index.htm</a>	FILE E 60425
	B	C	D
Nominal voltage UN	300 V	300 V	600 V
Nominal current IN	15 A	15 A	5 A
mm²/AWG/kcmil	26-14	26-14	26-14

IECEE CB Scheme		<a href="http://www.iecee.org/">http://www.iecee.org/</a>	DE1-53792_M1
Nominal voltage UN		500 V	
mm²/AWG/kcmil		0.14-1.5	

VDE Zeichengenehmigung		<a href="http://www2.vde.com/de/Institut/Online-Service/VDE-gepruefteProdukte/Seiten/Online-Suche.aspx">http://www2.vde.com/de/Institut/Online-Service/VDE-gepruefteProdukte/Seiten/Online-Suche.aspx</a>	40039739
Nominal voltage UN		500 V	
Nominal current IN		17.5 A	
mm²/AWG/kcmil		0.14-1.5	

EAC			RU C- DE.AI30.B.01102
-----	---	--	--------------------------

DNV GL		<a href="https://approvalfinder.dnvgl.com/">https://approvalfinder.dnvgl.com/</a>	TAE00003JE
--------	---	---	------------

## Feed-through terminal block - PT 1,5/S BU - 3208126

### Approvals

cULus Recognized



### Accessories

#### Accessories

#### Crimping tool

##### Crimping pliers - CRIMPFOX CENTRUS 6S - 1213144



Crimping pliers, for uninsulated and insulated ferrules, DIN 46228 Part 1 and 4, from 0.14 mm<sup>2</sup> ... 6 mm<sup>2</sup>, also for TWIN ferrules up to 2 x 4 mm<sup>2</sup>, automatic cross section adjustment, lateral insertion, equipped with fall protection

##### Crimping pliers - CRIMPFOX CENTRUS 10S - 1213154



Crimping pliers, for uninsulated and insulated ferrules, DIN 46228 Part 1 and 4, from 0.14 mm<sup>2</sup> ... 10 mm<sup>2</sup>, also for TWIN ferrules up to 2 x 4 mm<sup>2</sup>, automatic cross section adjustment, lateral insertion, equipped with fall protection

##### Crimping pliers - CRIMPFOX CENTRUS 6H - 1213146



Crimping pliers, for uninsulated and insulated ferrules, DIN 46228 Part 1 and 4, from 0.14 mm<sup>2</sup> ... 6 mm<sup>2</sup>, also for TWIN ferrules up to 2 x 4 mm<sup>2</sup>, automatic cross section adjustment, lateral insertion, equipped with fall protection

##### Crimping pliers - CRIMPFOX CENTRUS 10H - 1213156



Crimping pliers, for uninsulated and insulated ferrules, DIN 46228 Part 1 and 4, from 0.14 mm<sup>2</sup> ... 10 mm<sup>2</sup>, also for TWIN ferrules up to 2 x 4 mm<sup>2</sup>, automatic cross section adjustment, lateral insertion, equipped with fall protection



## Feed-through terminal block - PT 1,5/S BU - 3208126

### Accessories

#### Crimping pliers - CRIMPFOX 10S - 1212045



Crimping pliers, for ferrules without insulating collar according to DIN 46228 Part 1 and ferrules with insulating collar according to DIN 46228 Part 4, 0.14 mm<sup>2</sup> ... 10 mm<sup>2</sup>, unlockable pressure lock, lateral entry

---

#### Crimping pliers - CRIMPFOX 6H - 1212046



Crimping pliers, for ferrules without insulating collar according to DIN 46228 Part 1 and ferrules with insulating collar according to DIN 46228 Part 4, 0.14 mm<sup>2</sup> ... 6 mm<sup>2</sup>, unlockable pressure lock, lateral entry

---

#### Crimping pliers - CRIMPFOX 2,5-M - 1212719



Crimping pliers, for ferrules without insulating collar according to DIN 46228 Part 1 and ferrules with insulating collar according to DIN 46228 Part 4, 0.25 mm<sup>2</sup> ... 2.5 mm<sup>2</sup>, lateral entry, trapezoidal crimp

---

#### Crimping pliers - CRIMPFOX 6-M - 1212720



Crimping pliers, for ferrules without insulating collar according to DIN 46228 Part 1 and ferrules with insulating collar according to DIN 46228 Part 4, 0.25 mm<sup>2</sup> ... 6.0 mm<sup>2</sup>, lateral entry, trapezoidal crimp

---

#### Crimping pliers - CRIMPFOX 6 - 1212034



Crimping pliers, for ferrules without insulating collar according to DIN 46228 Part 1 and ferrules with insulating collar according to DIN 46228 Part 4, 0.25 mm<sup>2</sup> ... 6.0 mm<sup>2</sup>, lateral entry, trapezoidal crimp

---

## Feed-through terminal block - PT 1,5/S BU - 3208126

### Accessories

#### Crimping pliers - CRIMPFOX 6T - 1212037



Crimping pliers, for ferrules without insulating collar according to DIN 46228 Part 1 and ferrules with insulating collar according to DIN 46228 Part 4, 0.25 mm<sup>2</sup> ... 6 mm<sup>2</sup>, lateral entry, trapezoidal crimp

---

#### Crimping pliers - CRIMPFOX 6T-F - 1212038



Crimping pliers, for ferrules without insulating collar according to DIN 46228 Part 1 and ferrules with insulating collar according to DIN 46228 Part 4, 0.25 mm<sup>2</sup> ... 6 mm<sup>2</sup>, front entry, trapezoidal crimp

---

#### Crimping pliers - CRIMPFOX 6S-F - 1212043



Crimping pliers, for ferrules without insulating collar according to DIN 46228 Part 1 and ferrules with insulating collar according to DIN 46228 Part 4, 0.5 mm<sup>2</sup> ... 6 mm<sup>2</sup>, front entry, square crimp

---

#### Crimping pliers - CRIMPFOX-M - 1212072



Basic pliers, for accommodating dies for a wide range of type of contacts

---

### DIN rail

#### DIN rail perforated - NS 35/ 7,5 PERF 2000MM - 0801733



DIN rail perforated, Standard profile, width: 35 mm, height: 7.5 mm, acc. to EN 60715, material: Steel, galvanized, passivated with a thick layer, length: 2000 mm, color: silver

## Feed-through terminal block - PT 1,5/S BU - 3208126

### Accessories

DIN rail, unperforated - NS 35/ 7,5 UNPERF 2000MM - 0801681



DIN rail, unperforated, Standard profile, width: 35 mm, height: 7.5 mm, acc. to EN 60715, material: Steel, galvanized, passivated with a thick layer, length: 2000 mm, color: silver

DIN rail perforated - NS 35/ 7,5 WH PERF 2000MM - 1204119



DIN rail perforated, Standard profile, width: 35 mm, height: 7.5 mm, acc. to EN 60715, material: Steel, Galvanized, white passivated, length: 2000 mm, color: silver

DIN rail, unperforated - NS 35/ 7,5 WH UNPERF 2000MM - 1204122



DIN rail, unperforated, Standard profile, width: 35 mm, height: 7.5 mm, acc. to EN 60715, material: Steel, Galvanized, white passivated, length: 2000 mm, color: silver

DIN rail, unperforated - NS 35/ 7,5 AL UNPERF 2000MM - 0801704



DIN rail, unperforated, Standard profile, width: 35 mm, height: 7.5 mm, acc. to EN 60715, material: Aluminum, uncoated, length: 2000 mm, color: silver

DIN rail perforated - NS 35/ 7,5 ZN PERF 2000MM - 1206421



DIN rail perforated, Standard profile, width: 35 mm, height: 7.5 mm, acc. to EN 60715, material: Steel, galvanized, length: 2000 mm, color: silver

## Feed-through terminal block - PT 1,5/S BU - 3208126

### Accessories

DIN rail, unperforated - NS 35/ 7,5 ZN UNPERF 2000MM - 1206434



DIN rail, unperforated, Standard profile, width: 35 mm, height: 7.5 mm, acc. to EN 60715, material: Steel, galvanized, length: 2000 mm, color: silver

DIN rail, unperforated - NS 35/ 7,5 CU UNPERF 2000MM - 0801762



DIN rail, unperforated, Standard profile, width: 35 mm, height: 7.5 mm, acc. to EN 60715, material: Copper, uncoated, length: 2000 mm, color: copper-colored

End cap - NS 35/ 7,5 CAP - 1206560



DIN rail end piece, for DIN rail NS 35/7.5

DIN rail perforated - NS 35/15 PERF 2000MM - 1201730



DIN rail perforated, Standard profile, width: 35 mm, height: 15 mm, similar to EN 60715, material: Steel, galvanized, passivated with a thick layer, length: 2000 mm, color: silver

DIN rail, unperforated - NS 35/15 UNPERF 2000MM - 1201714



DIN rail, unperforated, Standard profile, width: 35 mm, height: 15 mm, similar to EN 60715, material: Steel, galvanized, passivated with a thick layer, length: 2000 mm, color: silver

## Feed-through terminal block - PT 1,5/S BU - 3208126

### Accessories

DIN rail perforated - NS 35/15 WH PERF 2000MM - 0806602



DIN rail perforated, Standard profile, width: 35 mm, height: 15 mm, similar to EN 60715, material: Steel, Galvanized, white passivated, length: 2000 mm, color: silver

DIN rail, unperforated - NS 35/15 WH UNPERF 2000MM - 1204135



DIN rail, unperforated, Standard profile, width: 35 mm, height: 15 mm, similar to EN 60715, material: Steel, Galvanized, white passivated, length: 2000 mm, color: silver

DIN rail, unperforated - NS 35/15 AL UNPERF 2000MM - 1201756



DIN rail, unperforated, Standard profile, width: 35 mm, height: 15 mm, similar to EN 60715, material: Aluminum, uncoated, length: 2000 mm, color: silver

DIN rail perforated - NS 35/15 ZN PERF 2000MM - 1206599



DIN rail perforated, Standard profile, width: 35 mm, height: 15 mm, similar to EN 60715, material: Steel, galvanized, length: 2000 mm, color: silver

DIN rail, unperforated - NS 35/15 ZN UNPERF 2000MM - 1206586



DIN rail, unperforated, Standard profile, width: 35 mm, height: 15 mm, similar to EN 60715, material: Steel, galvanized, length: 2000 mm, color: silver

## Feed-through terminal block - PT 1,5/S BU - 3208126

### Accessories

DIN rail, unperforated - NS 35/15 CU UNPERF 2000MM - 1201895



DIN rail, unperforated, Standard profile, width: 35 mm, height: 15 mm, similar to EN 60715, material: Copper, uncoated, length: 2000 mm, color: copper-colored

---

End cap - NS 35/15 CAP - 1206573



DIN rail end piece, for DIN rail NS 35/15

---

DIN rail, unperforated - NS 35/15-2,3 UNPERF 2000MM - 1201798




DIN rail, unperforated, Standard profile 2.3 mm, width: 35 mm, height: 15 mm, acc. to EN 60715, material: Steel, galvanized, passivated with a thick layer, length: 2000 mm, color: silver

---

### Documentation

Mounting material - PT-IL - 3208090



Operating decal for the push-in Technology

---

### End block

End clamp - E/UK - 1201442



End clamp, width: 9.5 mm, height: 35.3 mm, material: PA, length: 50.5 mm, Mounting on a DIN rail NS 32 or NS 35, color: gray

## Feed-through terminal block - PT 1,5/S BU - 3208126

### Accessories

---

#### End clamp - E/UK 1 - 1201413



End clamps, for supporting the ends of double-level and three-level terminal blocks, width: 10 mm, color: gray

---

#### End clamp - CLIPFIX 35 - 3022218



Quick mounting end clamp for NS 35/7,5 DIN rail or NS 35/15 DIN rail, with marking option, width: 9.5 mm, color: gray

---

#### End clamp - CLIPFIX 35-5 - 3022276



Quick mounting end clamp for NS 35/7,5 DIN rail or NS 35/15 DIN rail, with marking option, with parking option for FBS...5, FBS...6, KSS 5, KSS 6, width: 5.15 mm, color: gray

---

#### End clamp - E/NS 35 N - 0800886



End clamp, width: 9.5 mm, color: gray

---

#### End cover

#### End cover - D-PT 1,5/S - 3208142



End cover, length: 45 mm, width: 2.2 mm, height: 24.3 mm, color: gray

---

## Feed-through terminal block - PT 1,5/S BU - 3208126

### Accessories

End cover - D-PT 1,5/S-0,8 OG - 1029569



End cover, length: 45 mm, width: 0.8 mm, height: 24.3 mm, color: orange

---

### Insulating sleeve

Insulating sleeve - MPS-IH WH - 0201663



Insulating sleeve, color: white

Insulating sleeve - MPS-IH RD - 0201676



Insulating sleeve, color: red

Insulating sleeve - MPS-IH BU - 0201689



Insulating sleeve, color: blue

Insulating sleeve - MPS-IH YE - 0201692



Insulating sleeve, color: yellow



## Feed-through terminal block - PT 1,5/S BU - 3208126

### Accessories

Insulating sleeve - MPS-IH GN - 0201702

Insulating sleeve, color: green



---

Insulating sleeve - MPS-IH GY - 0201728

Insulating sleeve, color: gray



---

Insulating sleeve - MPS-IH BK - 0201731

Insulating sleeve, color: black



---

### Jumper

Plug-in bridge - FBS 2-3,5 - 3213014



Plug-in bridge, pitch: 3.5 mm, number of positions: 2, color: red

---

Plug-in bridge - FBS 3-3,5 - 3213027



Plug-in bridge, pitch: 3.5 mm, number of positions: 3, color: red

## Feed-through terminal block - PT 1,5/S BU - 3208126

### Accessories

Plug-in bridge - FBS 4-3,5 - 3213030



Plug-in bridge, pitch: 3.5 mm, number of positions: 4, color: red

---

Plug-in bridge - FBS 5-3,5 - 3213043



Plug-in bridge, pitch: 3.5 mm, number of positions: 5, color: red

---

Plug-in bridge - FBS 10-3,5 - 3213056



Plug-in bridge, pitch: 3.5 mm, number of positions: 10, color: red

---

Plug-in bridge - FBS 20-3,5 - 3213069



Plug-in bridge, pitch: 3.5 mm, number of positions: 20, color: red

---

Plug-in bridge - FBS 2-3,5 BU - 3213086



Plug-in bridge, pitch: 3.5 mm, number of positions: 2, color: blue

---

## Feed-through terminal block - PT 1,5/S BU - 3208126

### Accessories

Plug-in bridge - FBS 3-3,5 BU - 3213099



Plug-in bridge, pitch: 3.5 mm, number of positions: 3, color: blue

---

Plug-in bridge - FBS 4-3,5 BU - 3213109



Plug-in bridge, pitch: 3.5 mm, number of positions: 4, color: blue

---

Plug-in bridge - FBS 5-3,5 BU - 3213112



Plug-in bridge, pitch: 3.5 mm, number of positions: 5, color: blue

---

Plug-in bridge - FBS 10-3,5 BU - 3213125



Plug-in bridge, pitch: 3.5 mm, number of positions: 10, color: blue

---

Plug-in bridge - FBS 20-3,5 BU - 3213138



Plug-in bridge, pitch: 3.5 mm, number of positions: 20, color: blue

---

## Feed-through terminal block - PT 1,5/S BU - 3208126

### Accessories

Plug-in bridge - FBS 2-3,5 GY - 3213153



Plug-in bridge, pitch: 3.5 mm, number of positions: 2, color: gray

---

Plug-in bridge - FBS 3-3,5 GY - 3213167



Plug-in bridge, pitch: 3.5 mm, number of positions: 3, color: gray

---

Plug-in bridge - FBS 4-3,5 GY - 3213180



Plug-in bridge, pitch: 3.5 mm, number of positions: 4, color: gray

---

Plug-in bridge - FBS 5-3,5 GY - 3213183



Plug-in bridge, pitch: 3.5 mm, number of positions: 5, color: gray

---

Plug-in bridge - FBS 10-3,5 GY - 3213196

Plug-in bridge, pitch: 3.5 mm, number of positions: 10, color: gray

---

## Feed-through terminal block - PT 1,5/S BU - 3208126

### Accessories

Plug-in bridge - FBS 20-3,5 GY - 3213206



Plug-in bridge, pitch: 3.5 mm, number of positions: 20, color: gray

---

### Labeled terminal marker

Zack marker strip - ZB 3,5 CUS - 0829415



Zack marker strip, can be ordered: Strip, white, labeled according to customer specifications, mounting type: snap into tall marker groove, for terminal block width: 3.5 mm, lettering field size: 3.5 x 10.5 mm, Number of individual labels: 10

---

Zack marker strip - ZB 3,5,LGS:FORTL.ZAHLEN - 0801404



Zack marker strip, Strip, white, labeled, printed horizontally: consecutive numbers 1 ... 10, 11 ... 20, etc. up to 91 ... 100, mounting type: snap into tall marker groove, for terminal block width: 3.5 mm, lettering field size: 3.5 x 10.5 mm, Number of individual labels: 10

---

Zack marker strip - ZB 3,5,QR:FORT.ZAHLEN - 0801405



Zack marker strip, Strip, white, labeled, Printed vertically: consecutive numbers 1 ... 10, 11 ... 20, etc. up to 91 ... 100, mounting type: snap into tall marker groove, for terminal block width: 3.5 mm, lettering field size: 3.5 x 10.5 mm, Number of individual labels: 10

---

Marker for terminal blocks - UCT-TM 3,5 CUS - 0829581



Marker for terminal blocks, can be ordered: by sheet, white, labeled according to customer specifications, mounting type: snap into tall marker groove, for terminal block width: 3.5 mm, lettering field size: 2.95 x 10.5 mm, Number of individual labels: 102

## Feed-through terminal block - PT 1,5/S BU - 3208126

### Accessories

Zack Marker strip, flat - ZBF 3,5 CUS - 0829394



Zack Marker strip, flat, can be ordered: Strip, white, labeled according to customer specifications, mounting type: snap into flat marker groove, for terminal block width: 3.5 mm, lettering field size: 3.5 x 5.2 mm, Number of individual labels: 10

Zack Marker strip, flat - ZBF 3,5,LGS:FORTL.ZAHLEN - 0801406



Zack Marker strip, flat, Strip, white, labeled, printed horizontally: consecutive numbers 1 ... 10, 11 ... 20, etc. up to 91 ... 100, mounting type: snap into flat marker groove, for terminal block width: 3.5 mm, lettering field size: 5.15 x 3.5 mm, Number of individual labels: 10

Zack Marker strip, flat - ZBF 3,5,QR:FORTL.ZAHLEN - 0801407



Zack Marker strip, flat, Strip, white, labeled, Printed vertically: consecutive numbers 1 ... 10, 11 ... 20, etc. up to 91 ... 100, mounting type: snap into flat marker groove, for terminal block width: 3.5 mm, lettering field size: 5.15 x 3.5 mm, Number of individual labels: 10

Marker for terminal blocks - UCT-TMF 3,5 CUS - 0829644



Marker for terminal blocks, can be ordered: by sheet, white, labeled according to customer specifications, mounting type: snap into flat marker groove, for terminal block width: 3.5 mm, lettering field size: 2.7 x 4.7 mm, Number of individual labels: 108

### Marker carriers

Group marker label for terminal marking - GBS-ZB/26X6 - 0809298



Group marking label, snaps onto terminal center for screw, spring-cage and quick connection terminal blocks, labeled with ESL 26x6 mm or EST 25x6 mm, in the foot part with Zack marker strip, length: 29 mm

## Feed-through terminal block - PT 1,5/S BU - 3208126

### Accessories

#### Partition plate

Partition plate - ATP-ST 4 - 3030721



Partition plate, length: 59.8 mm, width: 2 mm, height: 39 mm, color: gray

---

Spacer plate - DP PS-3,5 - 3031011



Spacer plate, length: 15.9 mm, width: 3.5 mm, height: 33.5 mm, number of positions: 1, color: red

---

### Planning and marking software

Software - CLIP-PROJECT ADVANCED - 5146040



Multilingual software for convenient configuration of Phoenix Contact products on standard DIN rails.

---

Software - CLIP-PROJECT PROFESSIONAL - 5146053



Multilingual software for terminal strip configuration. A marking module enables the professional marking of markers and labels for identifying terminal blocks, conductors and cables, and devices.

---

### Reducing bridge

## Feed-through terminal block - PT 1,5/S BU - 3208126

### Accessories

Reducing bridge - RB ST (2,5/4)-1,5/S - 3214356



Reducing bridge, pitch: 6.7 mm, length: 22.7 mm, width: 10.4 mm, number of positions: 2, color: red

---

Reducing bridge - RB ST 6-1,5/S - 3213250



Reducing bridge, pitch: 8 mm, length: 29.9 mm, width: 12.9 mm, number of positions: 2, color: red

---

### Screwdriver tools

Screwdriver - SZF 0-0,4X2,5 - 1204504



Actuation tool, for ST terminal blocks, also suitable for use as a bladed screwdriver, size: 0.4 x 2.5 x 75 mm, 2-component grip, with non-slip grip

---

Actuation tool - ST-BW 0 - 1200135



Actuation tool, for all 1.5 mm<sup>2</sup> spring cages from PT 1,5/S and FT 1,5/S

---

### Terminal marking

Zack marker strip - ZB 3,5:UNBEDRUCKT - 0829414



Zack marker strip, Strip, white, unlabeled, can be labeled with: PLOTMARK, CMS-P1-PLOTTER, mounting type: snap into tall marker groove, for terminal block width: 3.5 mm, lettering field size: 3.5 x 10.5 mm, Number of individual labels: 10



## Feed-through terminal block - PT 1,5/S BU - 3208126

### Accessories

---

#### Marker for terminal blocks - UCT-TM 3,5 - 0829484



Marker for terminal blocks, Sheet, white, unlabeled, can be labeled with: TOPMARK NEO, TOPMARK LASER, BLUEMARK ID COLOR, BLUEMARK ID, BLUEMARK CLED, THERMOMARK PRIME, THERMOMARK CARD 2.0, THERMOMARK CARD, mounting type: snap into tall marker groove, for terminal block width: 3.5 mm, lettering field size: 2.95 x 10.5 mm, Number of individual labels: 102

#### Zack Marker strip, flat - ZBF 3,5:UNBEDRUCKT - 0829392



Zack Marker strip, flat, Strip, white, unlabeled, can be labeled with: PLOTMARK, CMS-P1-PLOTTER, mounting type: snap into flat marker groove, for terminal block width: 3.5 mm, lettering field size: 3.5 x 5.2 mm, Number of individual labels: 10

#### Marker for terminal blocks - UCT-TMF 3,5 - 0829486



Marker for terminal blocks, Sheet, white, unlabeled, can be labeled with: TOPMARK NEO, TOPMARK LASER, BLUEMARK ID COLOR, BLUEMARK ID, BLUEMARK CLED, THERMOMARK PRIME, THERMOMARK CARD 2.0, THERMOMARK CARD, mounting type: snap into flat marker groove, for terminal block width: 3.5 mm, lettering field size: 2.7 x 4.7 mm, Number of individual labels: 108

#### Marker for terminal blocks - TMT (EX9,5)R - 0828295



Marker for terminal blocks, Roll, white, unlabeled, can be labeled with: THERMOMARK ROLL 2.0, THERMOMARK ROLL, THERMOMARK ROLL X1, THERMOMARK ROLLMASTER 300/600, THERMOMARK X1.2, mounting type: snap into universal marker groove, snap into tall marker groove, for terminal block width: 50000 mm, lettering field size: 9.5 x 50000 mm, Number of individual labels: 1

#### Marker for terminal blocks - US-TM 100 - 0829255



Marker for terminal blocks, Card, white, unlabeled, can be labeled with: BLUEMARK ID COLOR, BLUEMARK ID, THERMOMARK PRIME, THERMOMARK CARD 2.0, THERMOMARK CARD, mounting type: snap into universal marker groove, lettering field size: 104 x 9.8 mm, Number of individual labels: 13

### Test plug terminal block

## Feed-through terminal block - PT 1,5/S BU - 3208126

### Accessories

Test plugs - MPS-MT - 0201744



Test plugs, with solder connection up to 1 mm<sup>2</sup> conductor cross section, color: gray

---

Test plugs - PS-3,5 - 3031010



Test plugs, color: red

---

Test plugs - PS-3,5/E - 3031012



Test plugs, color: red

---