

Representative photograph, actual product appearance may vary.

Due to regional agency approval requirements, some products may not be available in your area. Please contact your regional Honeywell office regarding your product of choice.

1TP1 - 8

TP Series Rocker Switch, 1 pole, 2 position, Screw terminal, Flush Panel Mounting

Features

- ? Environmentally sealed
- ? Two and three - position pushbutton action
- ? Various button colors
- ? 1, 2, and 4 - pole circuitry
- ? Flush panel and above panel mountings
- ? Temperature range: - 54 °C to +71 °C [- 65 °F to +160 °F]
- ? UL recognized, CSA certified
- ? CE approved

Typical Applications


- ? Industrial machinery and equipment
- ? Military and commercial aviation
- ? Marine applications
- ? Construction equipment
- ? Test instruments
- ? Agricultural machinery
- ? Process control
- ? Medical instrumentation

Description

TP Rocker switches may be mounted flush with panel for a low button profile or above panel for a distinct button appearance. Buttons measure 22,1 mm x 37,1 mm [.87 in x 1.46 in]. They are removable and interchangeable, and come in transparent plastic, translucent plastic, and six colors of opaque plastic. Switches without buttons are also available, as well as separate buttons.


1TP1 - 8

TP Series Rocker Switch, 1 pole, 2 position, Screw terminal, Flush Panel Mounting

Product Specifications	
Product Type	Rocker
Ampere/Voltage Range (Resistive Load)	0.5 A at 250 Vdc, 0.5 A to 10 A at 0.5 Vac to 7 Vac, 0.5 A to 15 A at 0.5 Vdc to 28 Vdc, 0.75 A at 115 Vdc
Circuitry	SPDT
Action	2 position
Circuitry/Operating action	
Mounting	Flush Panel
Termination	Screw
Button Type	Translucent
UL/CSA Rating Code	L192: 10 A - 125, 250, 277 Vac; 1/4 Hp - 125 Vac; 1/2 Hp - 250, 277 Vac; 3 A - 125 Vac "L"
Comment	Silver cadmium oxide contacts
Availability	Global
UNSPSC Code	302119
UNSPSC Commodity	302119 Switches and controls and relays
Series Name	TP Series

1TP1 - 8


TP Series Rocker Switch, 1 pole, 2 position, Screw terminal, Flush Panel Mounting

 **WARNING**

PERSONAL INJURY

DO NOT USE these products as safety or emergency stop devices, or in any other application where failure of the product could result in personal injury.

Failure to comply with these instructions could result in death or serious injury.

 **WARNING**

MISUSE OF DOCUMENTATION

? The information presented in this product sheet (or catalog) is for reference only. DO NOT USE this document as product installation information.

? Complete installation, operation and maintenance information is provided in the instructions supplied with each product.

Failure to comply with these instructions could result in death or serious injury.