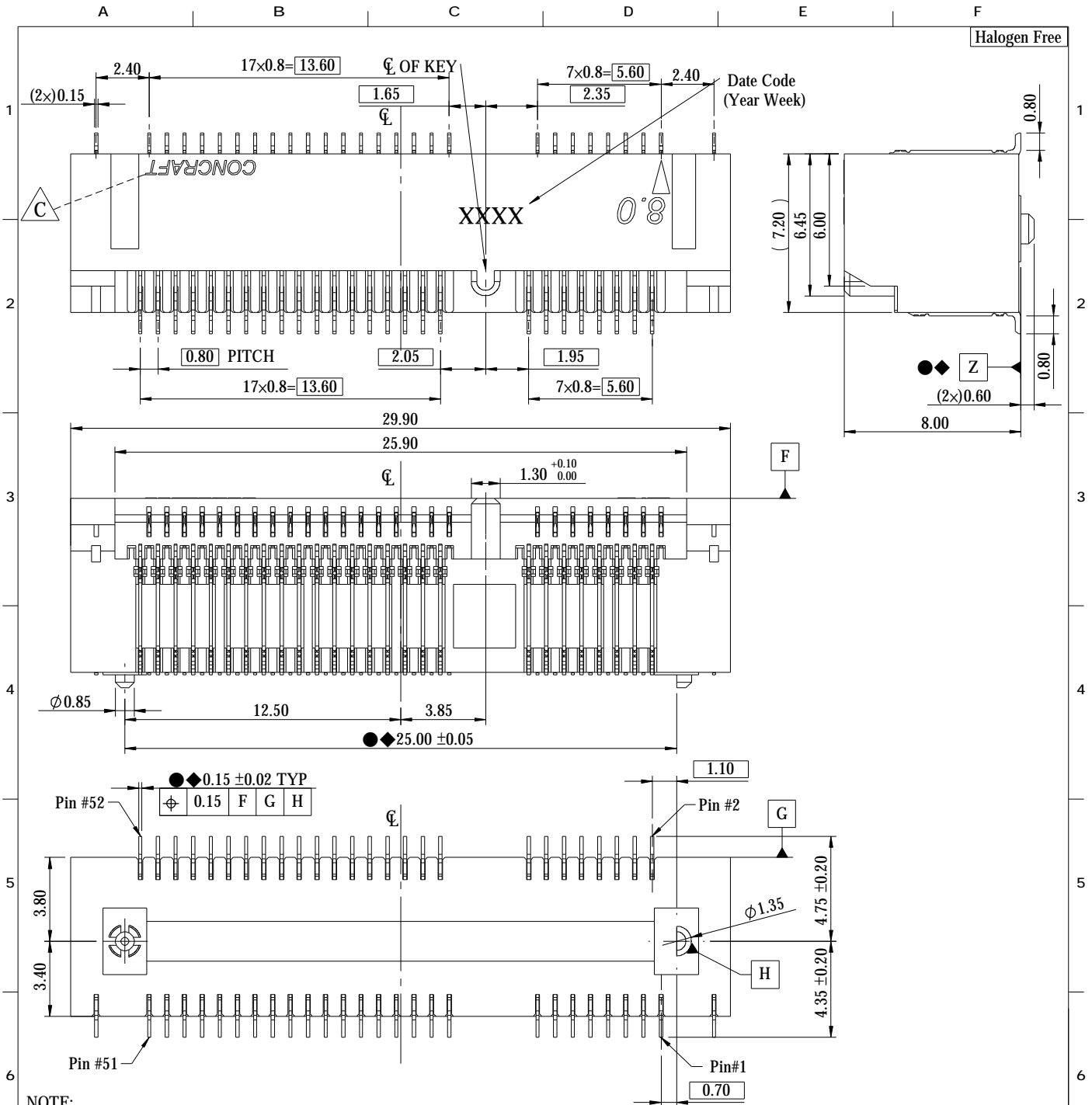


Halogen Free



NOTE:

- SOLDER TAIL TO BE WITHIN 0.05mm UPWARD AND 0.2mm DOWNWARD FROM Z-DATUM PLACE, AND COPLANARITY OF SOLDER TAILS TO BE WITHIN 0.10mm, MEASUREMENT POINT IS SOLDER TAILS TIP.
- HSF:HSF CONCRAFT LEVEL1
- MATERIAL:  
HOUSING :HIGH-TEMPERATURE PLASTIC;  
COLOR:BLACK,UL 94 V-0  
TERMINAL:COPPER ALLOY

4.FINISH:

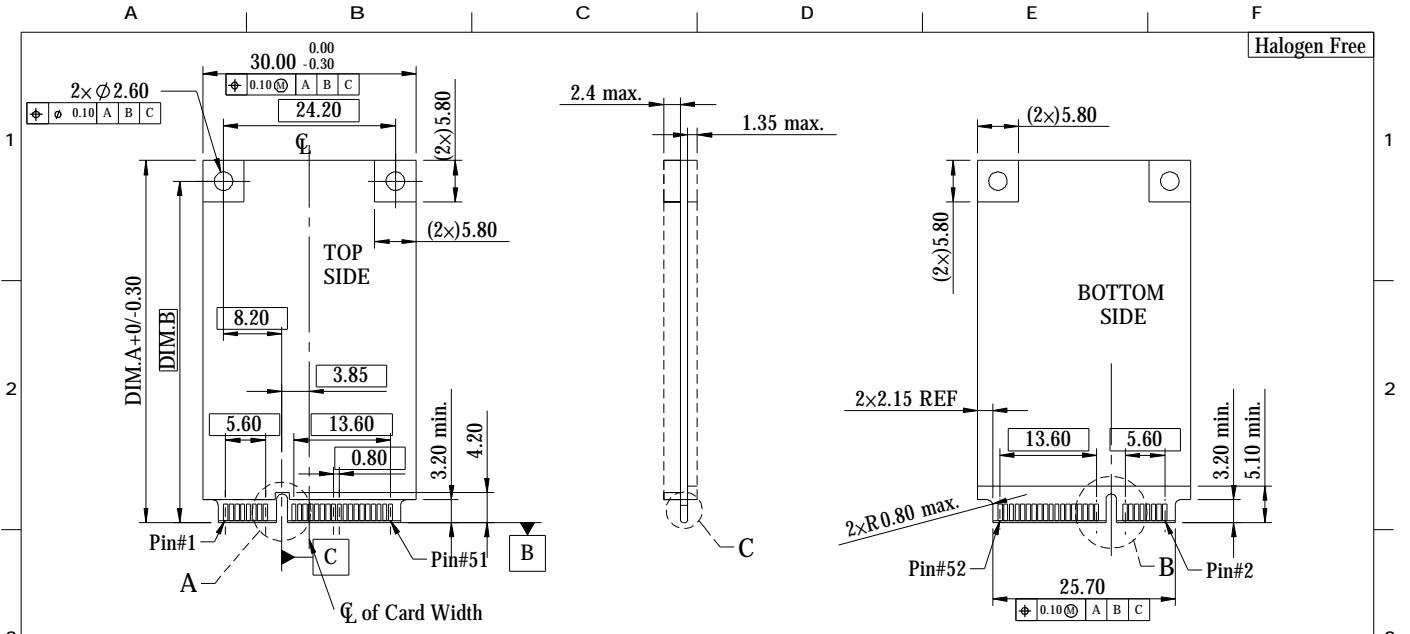
- TERMINAL:  
NICKEL UNDERPLATING ALL OVER BASE MATERIAL  
CONTACT AREA : GOLD FLASH PLATING OVER UNDERPLATE  
SOLDER AREA : GOLD FLASH PLATING OVER UNDERPLATE

5. INSPECTION SYMBOL:

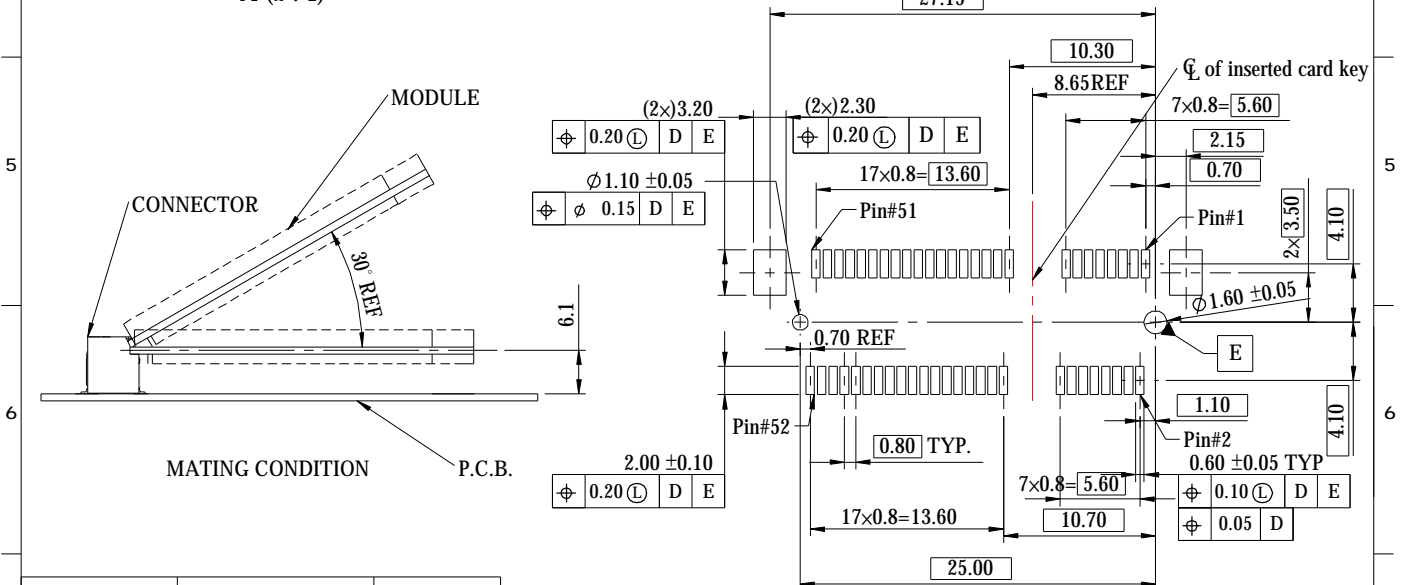
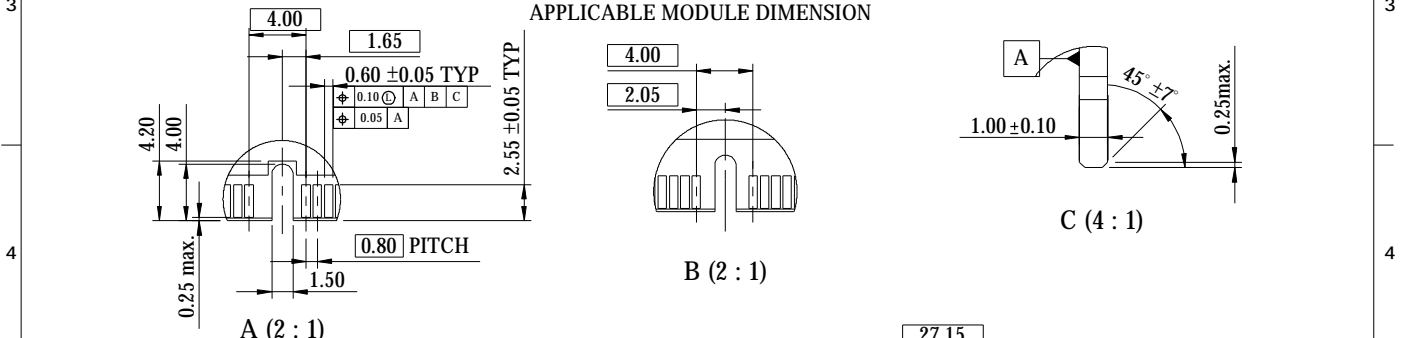
- : MANUFACTURER INSPECTION
- ◆ : Q.C INSPECTION

				GENERAL TOLERANCE		DRAW:	PART NO:
				X. ±0.30	X.° ±2.00°	Allen Ma	0717A0BA80C
C				.X ±0.20	.X' ±1.00°	CHECKED:	TITLE: MINI PCI EXPRESS ASSEMBLY
B				.XX ±0.10	.XX' ±0.50°	APPROVE:	DRAWING NO: 0717A0BA80C
8 A				.XXX ±0.05	DATE: 12/31/2013		
REV.	ECO NO.	DRAW	DATE	UNITS: mm			
MATERIAL: SEE NOTES	FINISH: SEE NOTES	SCALE: 4/1	SHEET: 1/2	REV. C			

Halogen Free



APPLICABLE MODULE DIMENSION



	DIM.A	DIM.B
HALF CARD	26.80	23.90
FULL CARD	50.95	48.05

REV.	ECO NO.	DRAW	DATE	GENERAL TOLERANCE		DRAW: Allen Ma	PART NO: 0717A0BA80C
				X.	X°		
C	E130425A	Allen Ma	12/31/2013	.X	.X°	CHECKED:	TITLE: MINI PCI EXPRESS ASSEMBLY
B	E100161A	Mason	06/01/2010	.XX	.XX°		
A	E100017A	Andrew	03/04/2010	.XXX	.XXX°		
UNITS:				mm			
MATERIAL: SEE NOTES				SCALE: 1:1		SHEET: 2/2	
FINISH: SEE NOTES				REV. C			