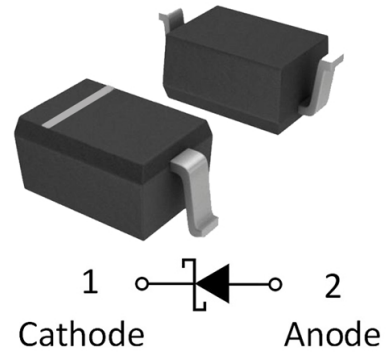


»Features

- Low forward voltage drop
- High current capability
- High reliability
- High surge current capability
- Epitaxial construction



»General Description

- Case: molded plastic
- Polarity: Color band denotes cathode
- Package: SOD-323 Plastic Package

» Maximum Ratings @ $T_A=25^{\circ}\text{C}$ unless otherwise noted

Symbol	Parameter	Limit	Unit
VRRM	Maximum Recurrent Peak Reverse Voltage	100	V
VRMS	Maximum RMS Voltage	70	V
VDC	Maximum DC Blocking Voltage	100	V
IF	Continuous Forward Current	1	A
IFSM	Non-repetitive Peak Forward Surge Current@8.3mS	25	A
Ptot	Total Power Dissipation	250	mW
ROJA	Thermal Resistance From Junction To Ambient	400	$^{\circ}\text{C}/\text{W}$
TJ	Operation Junction Temperature Range	-40~+125	$^{\circ}\text{C}$
TSTG	Storage Temperature Range	-55~+150	$^{\circ}\text{C}$

»Electrical Characteristics @ $T_A=25^{\circ}\text{C}$ unless otherwise noted

Symbol	Parameter	Test conditions	Min	Typ	Max	Unit
VF	Forward voltage	IF=1A			0.85	V
IR	Reverse voltage leakage current	VR=100V		0.5	2.0	μA

»Typical Performance Characteristics (($T_J = 25\text{ }^\circ\text{C}$, unless otherwise noted))

Fig.1 Forward Current Derating Curve

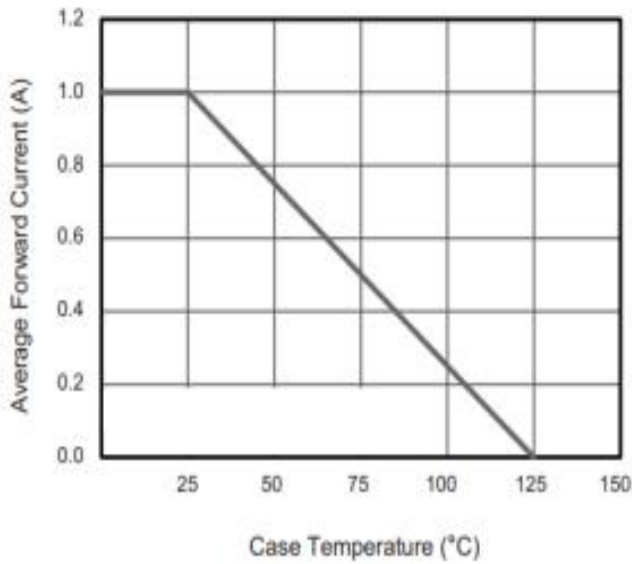


Fig.2 Typical Reverse Characteristics

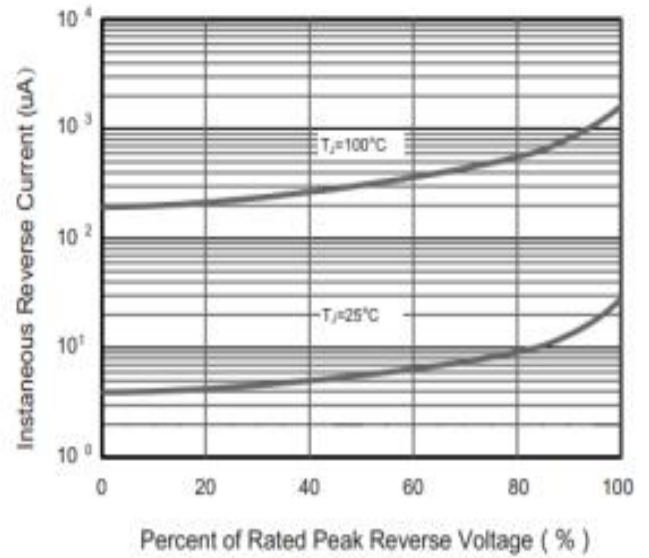
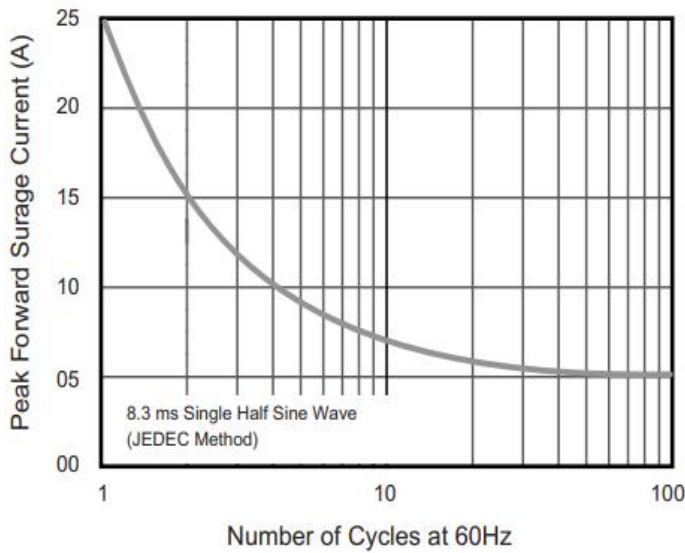
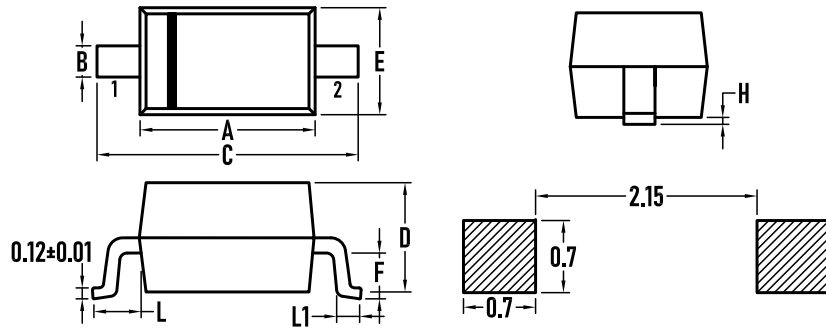


Fig.3 Maximum Non-Repetitive Peak Forward Surge Current




»Package Information SOD-323



SYMBOL	MILLIMETER		INCHES	
	MIN.	MAX.	MIN.	MAX.
A	1.600	1.800	0.063	0.071
B	0.250	0.350	0.010	0.014
C	2.500	2.700	0.098	0.106
D	–	1.000	–	0.039
E	1.200	1.400	0.047	0.055
F	0.080	0.150	0.003	0.006
L	0.475REF		0.019REF	
L1	0.250	0.400	0.010	0.016
H	0.000	0.100	0.000	0.004

»Marking



»Ordering information

Order code	Package	Base qty	Delivery mode
B110WS	SOD-323	3K	Tape and reel