

Self-Aligning Headers

Material and Finish

Housing — UL94V-0 rated thermoplastic, black

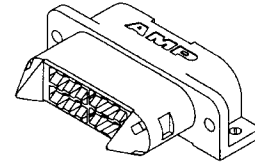
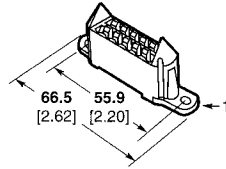
Contact — Copper alloy silver on mating interface

Tin-lead on solder tails.

ALL over nickel base plate.

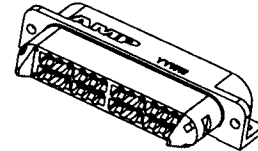
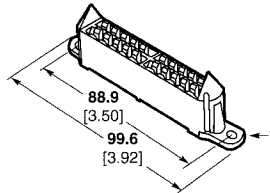
Signal contact gold plate.

2 Cable Header



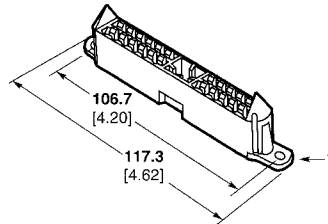
Part Number 765608-1

4 Cable Header

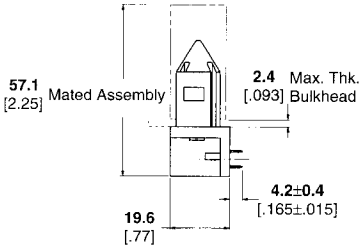
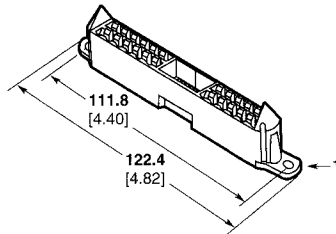


Part Number 766510-1

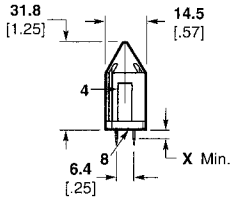
4 Cable Header w/8 Signal Lines^{5, 6}



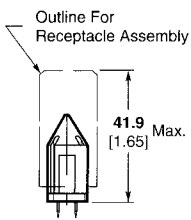
4 Cable Header w/21 Signal Lines^{5, 6}



Typical For All Right-Angle Headers



Typical For All Vertical Headers



Typical For All Vertical Headers

"X"	Tail Type	Part Numbers			
		2 Cable Header	4 Cable Header	4 Cable Header 8 Signal Lines ⁵	4 Cable Header 21 Signal Lines ⁵
3.10 .122	Solder Tail	765527-1	765208-1	765249-1	765265-1
3.96 .156	Solder Tail	765527-2	765208-2	765249-2	765265-2
5.74 .226	Solder Tail	765527-3	765208-3	765249-3	765265-3
3.66 .144	ACTION PIN Tail	765527-5	765208-5	765249-5	765265-5
3.10 .122	Solder Tail	765527-6 ³	765208-6 ³	765249-7 ³	765265-6 ³
3.96 .156	Solder Tail	765527-7 ³	765208-7 ³	765249-8 ³	765265-7 ³
5.74 .226	Solder Tail	765527-8 ³	765208-8 ³	765249-9 ³	765265-8 ³

¹Mounting holes offset from centerline of part .76 [.030].

²Recommended mounting hardware, 2 #4-40, screws and nuts or, 2 eyelets AMP part number 748572-2, customer supplied.

³High temperature material.

⁴Polarizing slot, 2 places.

⁵Mates with MINI-TANDEM contact, AMP part number 530553-x. Reference Catalog 82055.

⁶Signal pins not shown for clarity.

Note: Tail length "x" is 4.20 (.165) for all right angle headers.

AMPOWER Wave Crimp System