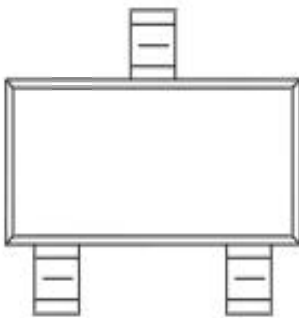
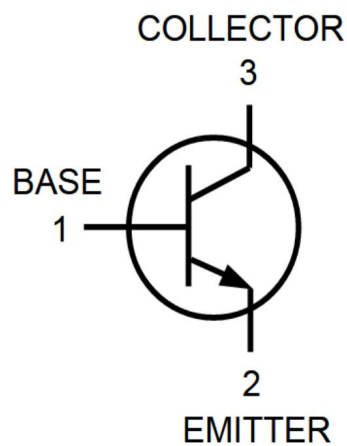


TRANSISTOR (NPN)

MARKING:



Equivalent Circuit:



SOT-23

1.BASE
2.EMITTER
3.COLLECTOR



FEATURES:

- ※ Complimentary to KTA1504
- ※ High HFE
- ※ LOW noise

MAXIMUM RATINGS (Ta=25°C unless otherwise noted)

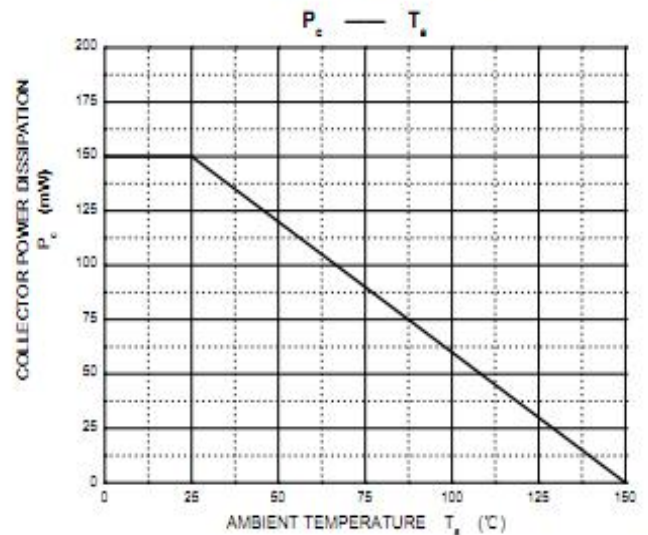
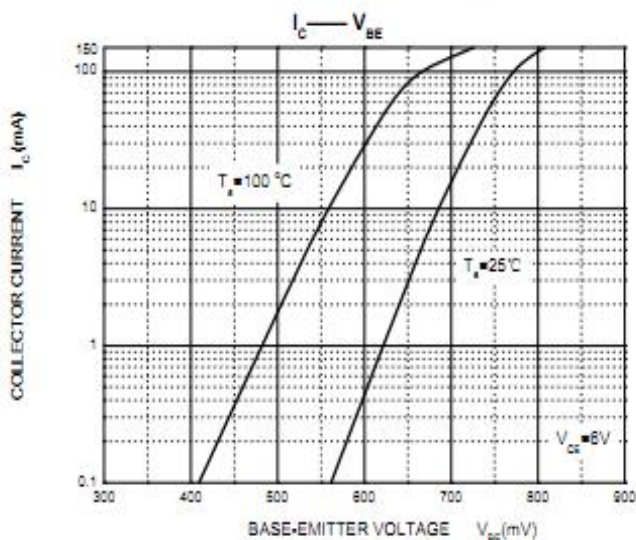
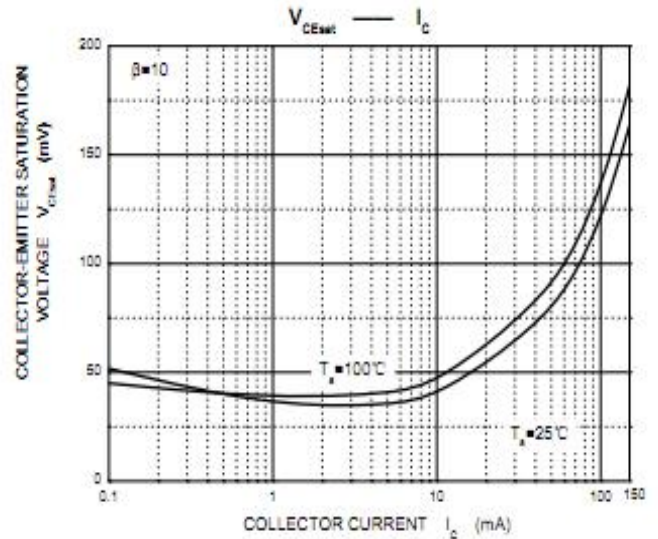
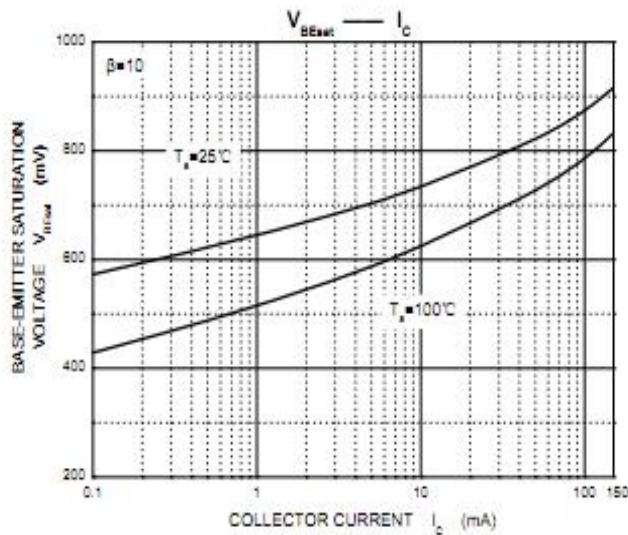
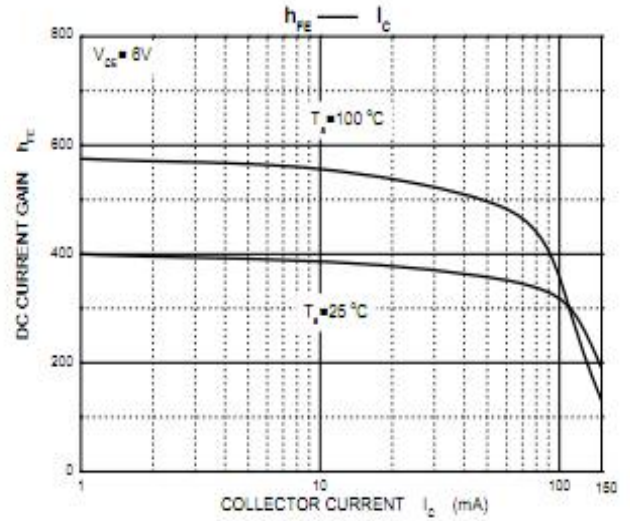
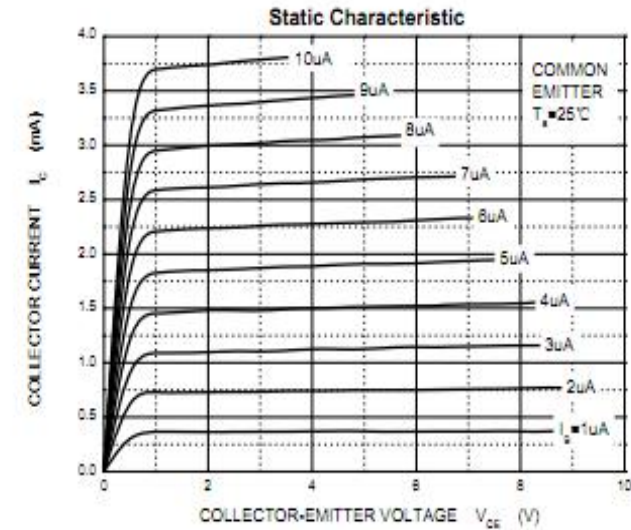
Parameter	Symbol	Value	Unit
Collector-Base Voltage	VCBO	60	V
Collector-Emitter Voltage	VCEO	50	V
Emitter-Base Voltage	VEBO	5	V
Collector Current	IC	150	mA
Collector Power Dissipation	PC	150	mW
Thermal Resistance From Junction To Ambient	RθJA	833	°C/W
Junction Temperature	Tj	150	°C
Storage Temperature	Tstg	-55~+150	°C

ELECTRICAL CHARACTERISTICS (Ta=25°C unless otherwise specified)

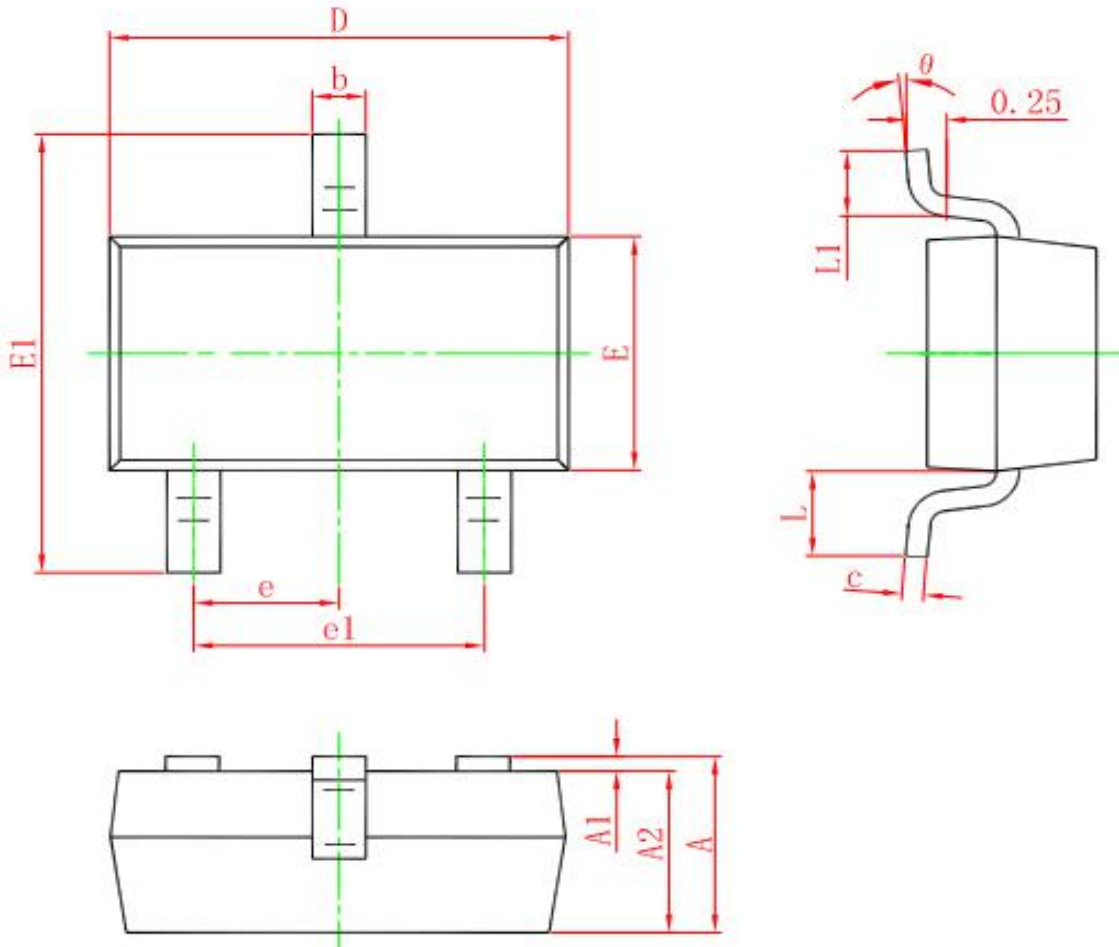
Parameter	Symbol	Test Condition	Min	Typ	Max	Unit
Collector-base breakdown voltage	V(BR)CBO	IC= 100μA, IE=0	60			V
Collector-emitter breakdown voltage	V(BR)CEO	IC= 1mA, IB=0	50			V
Emitter-base breakdown voltage	V(BR)EBO	IE=100μA, IC=0	5			V
Collector cut-off current	ICBO	VCE=60 V , IE=0			0.1	μA
Emitter cut-off current	IEBO	VEB= 5V , IC=0			0.1	μA
DC current gain	hFE	VCE=6V, IC= 2mA	70		700	
Collector-emitter saturation voltage	VCE(sat)	IC=100 mA, IB= 10mA		0.1	0.25	V
Base-emitter saturation voltage	VBE(sat)	IC=100 mA, IB= 10mA			1	V
Transition frequency	fT	VCE=10V, IC= 1mA f=1MHz	80			MHz
Collector Output Capacitance	Cob	VCE=10V, IE= 0 f=1MHz		2.0	3.5	pf
Noise Figure	NF	VCE=6V, IC= 0.1mA Rg=10kΩ; f=1KHz		1.0	10	dB

CLASSIFICATION OF hFE

Rank	O	Y	GR	BL
Range	70-140	120-240	200-400	350-700
Marking	ALO	ALY	ALG	ALL

TYPICAL ELECTRICAL AND THERMAL CHARACTERISTICS


SOT-23 PACKAGE OUTLINE DIMENSIONS



Symbol	Dimensions In Millimeters		Dimensions In Inches	
	Min.	Max.	Min.	Max.
A	0.900	1.150	0.035	0.045
A1	0.000	0.100	0.000	0.004
A2	0.900	1.050	0.035	0.041
b	0.300	0.500	0.012	0.020
c	0.080	0.150	0.003	0.006
D	2.800	3.000	0.110	0.118
E	1.200	1.400	0.047	0.055
E1	2.250	2.550	0.089	0.100
e	0.950 TYP.		0.037 TYP.	
e1	1.800	2.000	0.071	0.079
L	0.550 REF.		0.022 REF.	
L1	0.300	0.500	0.012	0.020
θ	0°	8°	0°	8°