


## Printed-circuit board connector - FKC 2,5/ 8-STF-5,08 - 1873265

Please be informed that the data shown in this PDF Document is generated from our Online Catalog. Please find the complete data in the user's documentation. Our General Terms of Use for Downloads are valid (<http://phoenixcontact.com/download>)

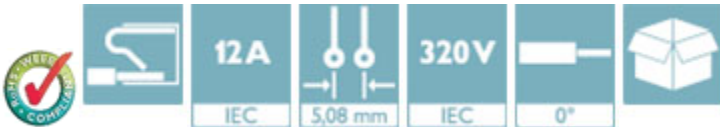
Plug component, Nominal current: 12 A, Rated voltage (III/2): 320 V, Number of positions: 8, Pitch: 5.08 mm, Connection method: Push-in spring connection, Color: green, Contact surface: Tin



The figure shows a 10-position version of the product

### Product Features

- Can be combined with the MSTB 2,5 range
- For larger numbers of positions up to 24-pos., visit: [phoenixcontact.net/products](http://phoenixcontact.net/products)
- Fast conductor connection thanks to Push-in spring-cage connection
- Two test connections for accommodating 2 mm Ø test pins or 2.3 mm Ø test plug
- Contacting of solid or stranded conductors with ferrules without actuating the opening lever directly in the terminal point



### Key Commercial Data

|                                      |          |
|--------------------------------------|----------|
| Packing unit                         | 1 pc     |
| Weight per Piece (excluding packing) | 15.35 g  |
| Custom tariff number                 | 85366990 |
| Country of origin                    | Germany  |

### Technical data

#### Dimensions

|             |          |
|-------------|----------|
| Width       | 50.74 mm |
| Pitch       | 5.08 mm  |
| Dimension a | 35.56 mm |

#### General

|                             |                |
|-----------------------------|----------------|
| Range of articles           | FKC 2,5/..-STF |
| Insulating material group   | I              |
| Rated surge voltage (III/3) | 4 kV           |

# Printed-circuit board connector - FKC 2,5/ 8-STF-5,08 - 1873265

## Technical data

### General

|  |                     |
|--|---------------------|
| Rated surge voltage (III/2)            | 4 kV                |
| Rated surge voltage (II/2)             | 4 kV                |
| Rated voltage (III/3)                  | 250 V               |
| Rated voltage (III/2)                  | 320 V               |
| Rated voltage (II/2)                   | 630 V               |
| Connection in acc. with standard       | EN-VDE              |
| Nominal current I <sub>N</sub>         | 12 A                |
| Nominal cross section                  | 2.5 mm <sup>2</sup> |
| Maximum load current                   | 12 A                |
| Insulating material                    | PA                  |
| Flammability rating according to UL 94 | V0                  |
| Internal cylindrical gage              | A2                  |
| Stripping length                       | 10 mm               |
| Number of positions                    | 8                   |

### Connection data

|   |                      |
|---|----------------------|
| Conductor cross section solid min.  | 0.2 mm <sup>2</sup>  |
| Conductor cross section solid max.  | 2.5 mm <sup>2</sup>  |
| Conductor cross section flexible min.   | 0.2 mm <sup>2</sup>  |
| Conductor cross section flexible max.   | 2.5 mm <sup>2</sup>  |
| Conductor cross section flexible, with ferrule without plastic sleeve min.              | 0.25 mm <sup>2</sup> |
| Conductor cross section flexible, with ferrule without plastic sleeve max.              | 2.5 mm <sup>2</sup>  |
| Conductor cross section flexible, with ferrule with plastic sleeve min.                 | 0.25 mm <sup>2</sup> |
| Conductor cross section flexible, with ferrule with plastic sleeve max.                 | 2.5 mm <sup>2</sup>  |
| Conductor cross section AWG min.  | 24                   |
| Conductor cross section AWG max.  | 12                   |
| 2 conductors with same cross section, stranded, TWIN ferrules with plastic sleeve, min. | 0.5 mm <sup>2</sup>  |
| 2 conductors with same cross section, stranded, TWIN ferrules with plastic sleeve, max. | 1.5 mm <sup>2</sup>  |
| Minimum AWG according to UL/CUL   | 26                   |
| Maximum AWG according to UL/CUL   | 12                   |

### Standards and Regulations

|  |        |
|--|--------|
| Connection in acc. with standard       | EN-VDE |
|  | CUL    |
| Flammability rating according to UL 94 | V0     |

## Printed-circuit board connector - FKC 2,5/ 8-STF-5,08 - 1873265

### Classifications

#### eCl@ss

|            |          |
|------------|----------|
| eCl@ss 4.0 | 272607xx |
| eCl@ss 4.1 | 27260701 |
| eCl@ss 5.0 | 27260701 |
| eCl@ss 5.1 | 27260701 |
| eCl@ss 6.0 | 27260704 |
| eCl@ss 7.0 | 27440402 |
| eCl@ss 8.0 | 27440309 |
| eCl@ss 9.0 | 27440309 |

#### ETIM

|          |          |
|----------|----------|
| ETIM 3.0 | EC001121 |
| ETIM 4.0 | EC002638 |
| ETIM 5.0 | EC002638 |

#### UNSPSC

|               |          |
|---------------|----------|
| UNSPSC 6.01   | 30211810 |
| UNSPSC 7.0901 | 39121409 |
| UNSPSC 11     | 39121409 |
| UNSPSC 12.01  | 39121409 |
| UNSPSC 13.2   | 39121409 |

### Approvals

#### Approvals

---

#### Approvals

VDE Gutachten mit Fertigungsüberwachung / IECCEB CB Scheme / EAC / cULus Recognized / EAC

---

#### Ex Approvals

---

Approvals submitted

---

#### Approval details

# Printed-circuit board connector - FKC 2,5/ 8-STF-5,08 - 1873265

## Approvals

|   |         |
|---|---------|
| VDE Gutachten mit Fertigungsüberwachung |         |
| mm <sup>2</sup> /AWG/kcmil              | 0.2-2.5 |
| Nominal current I <sub>N</sub>          | 12 A    |
| Nominal voltage U <sub>N</sub>          | 250 V   |

|                                |         |
|--------------------------------|---------|
| IECEE CB Scheme                |         |
| mm <sup>2</sup> /AWG/kcmil     | 0.2-2.5 |
| Nominal current I <sub>N</sub> | 12 A    |
| Nominal voltage U <sub>N</sub> | 250 V   |

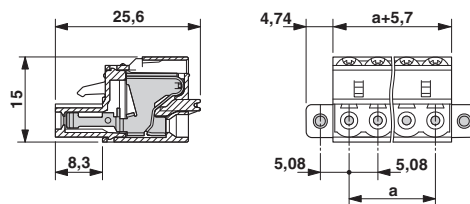
|     |
|-----|
| EAC |
|-----|

|                                |       |       |
|--------------------------------|-------|-------|
| cULus Recognized               |       |       |
|                                | B     | D     |
| mm <sup>2</sup> /AWG/kcmil     | 26-12 | 26-12 |
| Nominal current I <sub>N</sub> | 10 A  | 10 A  |
| Nominal voltage U <sub>N</sub> | 300 V | 300 V |

|     |
|-----|
| EAC |
|-----|

## Drawings

Dimensional drawing



# Printed-circuit board connector - FKC 2,5/ 8-STF-5,08 - 1873265

Diagram

Plug: FKC 2,5/5-ST(F)-5,08  
Header: MSTB(A) 2,5/5-G(F)-5,08

