

Data sheet | Item number: 745-582

Comb-style jumper bar; 2-way

www.wago.com/745-582



Data

Connection data

Jumper assignment 2-way

Geometrical Data

Pin spacing 10 mm / 0.394 inch

Mechanical data

Suitable for 745 Series – 16 mm² and 2706 Series

Material Data

Contact material Copper alloy

Contact plating tin-plated

Weight 3.7 g

Subject to changes. Please also observe the further product documentation!

WAGO Kontakttechnik GmbH & Co. KG
Hansastr. 27
32423 Minden
Phone: +49571 887-0 | Fax: +49571 887-169
Email: info.de@wago.com | Web: www.wago.com

Do you have any questions about our products?
We are always happy to take your call at +49 (571) 887-44222.

Commercial data

Product Group	4 (Printed Circuit)
Packaging type	BOX
Country of origin	CH
GTIN	4044918303484
Customs tariff number	85366990990

Counterpart

Downloads

Documentation

Additional Information


Technical explanations	Apr 3, 2019	pdf 3.6 MB	Download
------------------------	-------------	---------------	----------

CAD/CAE-Data


CAD data

2D/3D Models 745-582	URL	Download
----------------------	-----	----------


Handling Instructions



Inserting a comb-style jumper bar.



To insert a comb-style jumper bar, push it down using a screwdriver until it hits the backstop – 745 Series.



To remove the comb-style jumper bar, lift it up using a screwdriver – 745 Series.

Subject to changes. Please also observe the further product documentation!