

## VARIOFACE-COMPACT-LINE Modules for D-Subminiature Plug Connectors

### UM 45-D...SUB/.../ZFKDS

#### 1. Short Description

These VARIOFACE COMPACT-LINE modules connect D-subminiature pin or socket strips in accordance with IEC 807-2/DIN 41 652 to screw or spring cage connection terminal blocks for conductor cross sections of up to 1.5 mm<sup>2</sup>.

Their low construction height of just 45 mm ensures a low packing density in the switch cabinet, thereby taking into account the trend towards miniaturization. The required switch cabinet volume and all the costs associated with it are thereby reduced considerably.

The VARIOFACE COMPACT-LINE modules for D-sub connections are available in two designs:

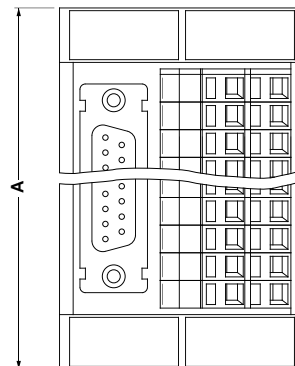
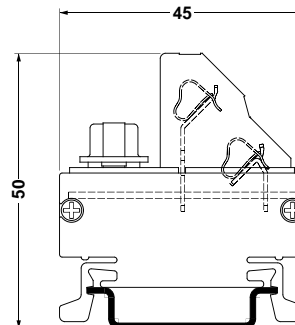
- as a pin version with screw or spring cage connection (double-level terminals) with 9 to 50 positions,
- as a socket version with screw or spring cage connection (double-level terminals) with 9 to 50 positions.

In order to connect the D-subminiature pin or socket strips to ground, the metal plug shell is brought into direct contact with a connection terminal block. The plug housing is secured against being accidentally released by the connection sleeve for holding screws 4-40 UNC on the plug shell.

The side elements are labelled with SS-ZB markers for clear identification of the modules (see catalog part 3/4).

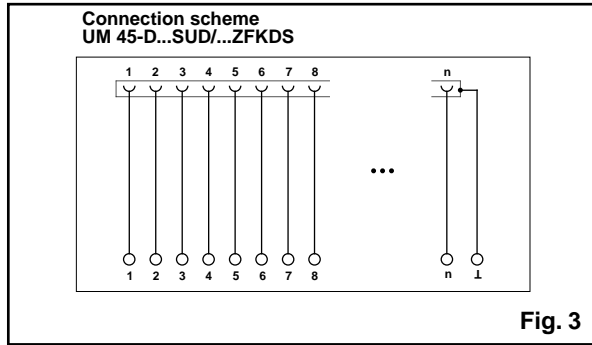


8 **Fig. 1**




**Fig. 2**

**VARIOFACE COMPACT-LINE Modules for D-Subminiature Plug Connectors UM 45-D...SUB/.../ZFKDS**



**Fig. 3**





**Fig. 4**


**2. Technical data**

**UM 45-D...SUB/.../ZFKDS**

Spring cage connection 9 to 50 positions

**2.1. Description**

	No. of pos.	Module width A [mm]
<b>VARIOFACE module, with spring cage connection and D-subminiature pin strip, for mounting on</b> 	9	54
	15	65
	25	90
	37	121
	50	156
<b>VARIOFACE module, with spring cage connection and D-subminiature socket strip, for mounting on</b> 	9	54
	15	65
	25	90
	37	121
	50	156

(1) **Screwdriver**, for removing the spring cage, length: 160 mm, blade dimensions: 0.4 x 2.5 x 75 mm 

**2.2. General data**

Max. perm. operating voltage (between two contacts)	125 V AC/DC
Max. perm. current per path	2.5 A
Perm. ambient temperature	-20 °C to +50 °C
Test voltage input/output	0.8 kV (60 s) 50 Hz
Installation position	any
Connection terminal blocks	Polyamide PA non-reinforced (green)
Housing	PVC

**2.3. Standards/regulations**

Air and creepage distances	IEC 664 (1980)/IEC 664A (1981) DIN VDE 0110 /(1.89) DIN VDE 0160 (in parts) contamination class 2 surge voltage category II DIN VDE 0109, part 11 (12.87) draft
----------------------------	--

	(IEC) [mm <sup>2</sup> ]	rigid solid	flexible stranded	AWG	I [A]	U [V]
Connection data	0.2-2.5	0.2-1.5	24-14	2.5	125	

Type	Order No.	Pcs. Pkt.
<b>UM 45-D 9 SUB/S/ZFKDS</b>	<b>22 93 61 1</b>	1
<b>UM 45-D 15 SUB/S/ZFKDS</b>	<b>22 93 62 4</b>	1
<b>UM 45-D 25 SUB/S/ZFKDS</b>	<b>22 93 63 7</b>	1
<b>UM 45-D 37 SUB/S/ZFKDS</b>	<b>22 93 64 0</b>	1
<b>UM 45-D 50 SUB/S/ZFKDS</b>	<b>22 93 65 3</b>	1
<b>UM 45-D 9 SUB/B/ZFKDS</b>	<b>22 93 66 6</b>	1
<b>UM 45-D 15 SUB/B/ZFKDS</b>	<b>22 93 67 9</b>	1
<b>UM 45-D 25 SUB/B/ZFKDS</b>	<b>22 93 68 2</b>	1
<b>UM 45-D 37 SUB/B/ZFKDS</b>	<b>22 93 69 5</b>	1
<b>UM 45-D 50 SUB/B/ZFKDS</b>	<b>22 93 70 5</b>	1
<b>SZF 0-0,4 x 2,5</b>	<b>12 04 50 4</b>	1

http://www.phoenixcontact.com

TNR: 5087701-00

30.01.99

© PHOENIX CONTACT