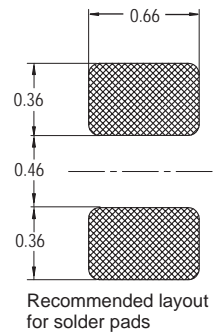
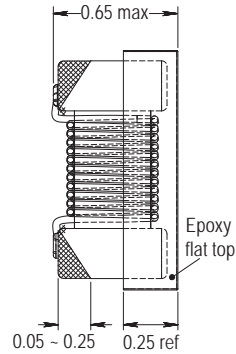
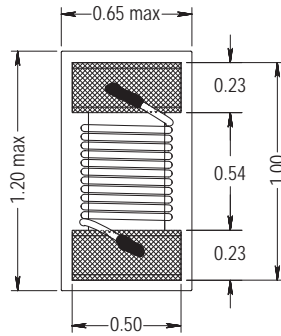



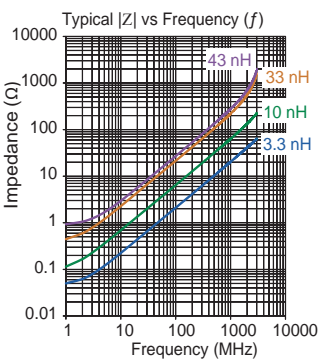
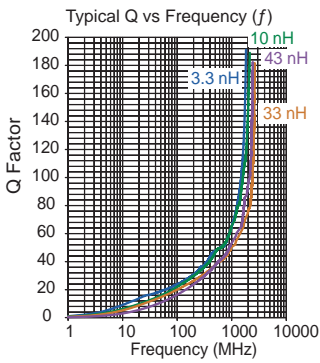
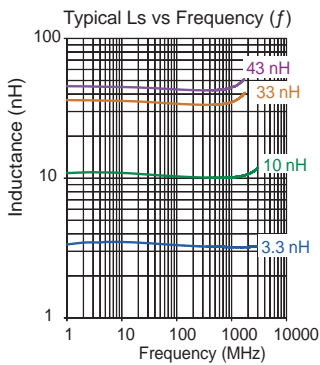
# 0402 ASM

Non-magnetic

Engineer's Kit: EK-0402ASM-X



Recommended layout for solder pads



Part No	Inductance	f <sub>L</sub>	ToI	Q	f <sub>α</sub>	SRF	DCR	Rated DC
	L (nH)	(MHz)	± (%)	min	(MHz)	min (MHz)	max (Ω)	Current (mA)
0402ASM-1N0K-YY	1.0	250	10	69	900	12700	0.045	1430
0402ASM-1N8K-YY	1.8	250	10	54	900	12000	0.055	1220
0402ASM-1N9K-YY	1.9	250	10	63	900	11300	0.055	1220
0402ASM-2N0K-YY	2.0	250	10	62	900	11300	0.060	1170
0402ASM-2N2K-YY	2.2	250	10	59	900	10800	0.065	1220
0402ASM-3N3K-YY	3.3	250	10	59	900	7000	0.065	690
0402ASM-3N6K-YY	3.6	250	10	55	900	6800	0.065	820
0402ASM-3N9K-YY	3.9	250	10	50	900	6000	0.065	780
0402ASM-4N3K-YY	4.3	250	10	50	900	6000	0.065	700
0402ASM-010J-YY	10	250	5	50	900	3900	0.160	550
0402ASM-012J-YY	12	250	5	50	900	3600	0.200	550
0402ASM-015J-YY	15	250	5	50	900	3660	0.200	530
0402ASM-018J-YY	18	250	5	54	900	3100	0.200	530
0402ASM-022J-YY	22	250	5	53	900	2800	0.300	420
0402ASM-027J-YY	27	250	5	49	900	2480	0.325	400
0402ASM-030J-YY	30	250	5	49	900	2350	0.350	400
0402ASM-033J-YY	33	250	5	40	900	2350	0.400	400
0402ASM-036J-YY	36	250	5	44	900	2320	0.480	350
0402ASM-039J-YY	39	250	5	47	900	2100	0.550	340
0402ASM-040J-YY	40	250	5	44	900	2240	0.550	330
0402ASM-043J-YY	43	250	5	45	900	2030	0.650	330

Single layer (typ)

Core Material: Ceramic

Revision date: 05 Aug 2022

SPQ: Taped / Reel 1000 [-08]  
5000 [-01]

Remarks: - Unlisted inductance values available upon request.  
- 2% and 5% tolerance available upon request.

Chip Inductors for RF / Medical Applications (Wire wound - open)