

PCB terminal block - PLA 5/ 1-7,5 - 1792216

Please be informed that the data shown in this PDF Document is generated from our Online Catalog. Please find the complete data in the user's documentation. Our General Terms of Use for Downloads are valid (<http://phoenixcontact.com/download>)



PCB terminal block, nominal current: 41 A, pitch: 7.5 mm, number of positions: 1, connection method: Push-lock spring connection, mounting: Wave soldering, conductor/PCB connection direction: 30 °, color: green

Your advantages

- Tool-free lever principle enables time-saving connection and release of conductors with/without ferrules
- Defined contact force ensures that contact remains stable over the long term
- Time-saving push-in connection when lever is closed
- Quick and convenient testing using integrated test option



Key Commercial Data

Packing unit	1 pc
Minimum order quantity	25 pc
GTIN	 4 046356 610407
GTIN	4046356610407
Weight per Piece (excluding packing)	10.000 g
Custom tariff number	85369010
Country of origin	Slovakia

Technical data

Item properties

Brief article description	PCB terminal block
Range of articles	PLA 5/
Pitch	7.5 mm
Number of positions	1
Connection method	Push-lock spring connection

PCB terminal block - PLA 5/ 1-7,5 - 1792216

Technical data

Item properties

Mounting type	Wave soldering
Pin layout	Linear double pinning
Number of levels	1
Number of connections	1
Number of potentials	1

Electrical parameters

Rated current	41 A
---------------	------

Connection capacity

Conductor cross section solid	0.2 mm ² ... 6 mm ²
Conductor cross section flexible	0.2 mm ² ... 6 mm ²
Conductor cross section AWG / kcmil	24 ... 10
Conductor cross section flexible, with ferrule without plastic sleeve	0.2 mm ² ... 6 mm ²
Conductor cross section, flexible, with ferrule, with plastic sleeve	0.2 mm ² ... 6 mm ²
2 conductors with same cross section, stranded, with TWIN ferrules with plastic sleeve	0.5 mm ² ... 2.5 mm ²
Stripping length	12 mm

Material data - contact

Note	WEEE/RoHS-compliant, free of whiskers according to IEC 60068-2-82/ JEDEC JESD 201
Contact material	Cu alloy
Surface characteristics	Tin-plated

Material data - housing

Insulating material	PA
Insulating material group	I
CTI according to IEC 60112	600
Flammability rating according to UL 94	V0
Glow wire flammability index GWFI according to EN 60695-2-12	850
Glow wire ignition temperature GWIT according to EN 60695-2-13	775
Temperature for the ball pressure test according to EN 60695-10-2	125 °C

Dimensions for the product

Length [l]	26.4 mm
Width [w]	8.5 mm
Height [h]	32.1 mm
Pitch	7.5 mm
Height (without solder pin)	28.5 mm
Solder pin [P]	3.6 mm

PCB terminal block - PLA 5/ 1-7,5 - 1792216

Technical data

Dimensions for the product

Pin spacing	12.5 mm
-------------	---------

Dimensions for PCB design

Hole diameter	2 mm
Pin spacing	12.5 mm

Packaging information

Type of packaging	packed in cardboard
Pieces per package	25
Denomination packing units	Pcs.

Ambient conditions

Ambient temperature (storage/transport)	-40 °C ... 70 °C
Ambient temperature (assembly)	-5 °C ... 100 °C
Ambient temperature (operation)	-40 °C ... 100 °C (Depending on the current carrying capacity/derating curve)

Termination and connection method

Connection test	IEC 60998-2-2:2002-12
Test result	Test passed
Test for conductor damage and slackening	IEC 60998-2-2:2002-12
	Test passed

Pull-out test

Pull-out test	IEC 60998-2-2:2002-12
	Test passed

Electrical tests

Rated current	41 A
Conductor cross section	6 mm ²

Air clearances and creepage distances

Specification	IEC 60664-1:2007-04
Rated insulation voltage (III/3)	500 V
Minimum clearance - inhomogeneous field (III/3)	5.5 mm
Minimum clearance - inhomogeneous field (III/2)	5.5 mm
Minimum clearance - inhomogeneous field (II/2)	5.5 mm
Minimum creepage distance value (III/3)	6.3 mm
Minimum creepage distance value (III/2)	5 mm
Minimum creepage distance value (II/2)	5 mm

Current carrying capacity / derating curves

PCB terminal block - PLA 5/ 1-7,5 - 1792216

Technical data

Vibration test

Specification	IEC 60068-2-6:2007-12
Result	Test passed
Frequency	10 - 150 - 10 Hz
Sweep speed	1 octave/min
Amplitude	0.35 mm (10 - 60.1 Hz)
Acceleration	5 g (60.1 - 150 Hz)
Test duration per axis	2.5 h

Resistance to ageing, humidity and penetration of solids

Test result	Test passed
Test specification	IEC 60998-1:2002-12
Dry heat	168 h/100°C
Humid heat	48 h/30 °C/92 %

Standards and Regulations

Connection in acc. with standard	CUL
Flammability rating according to UL 94	V0

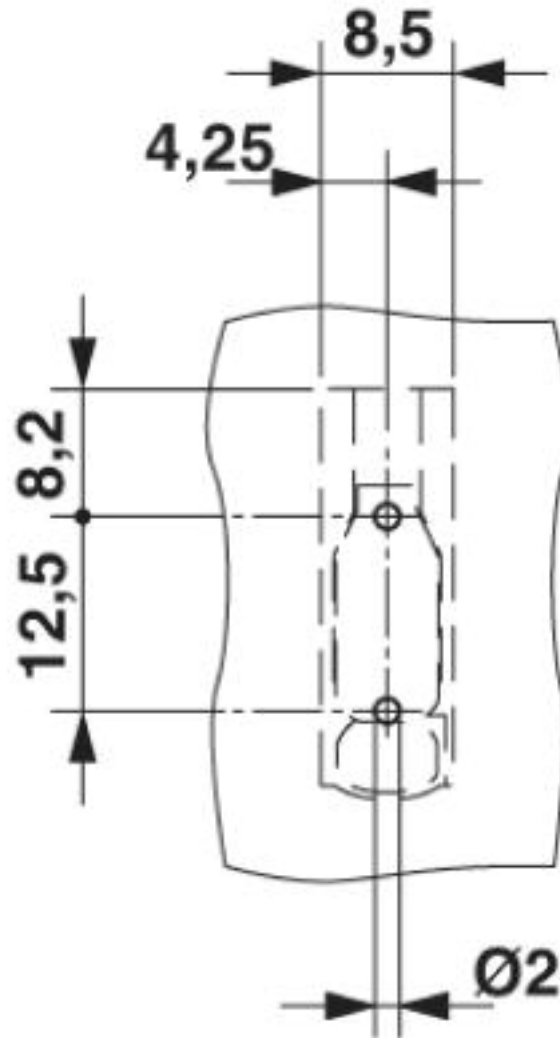
Environmental Product Compliance

China RoHS	Environmentally friendly use period: unlimited = EFUP-e
	No hazardous substances above threshold values

Drawings

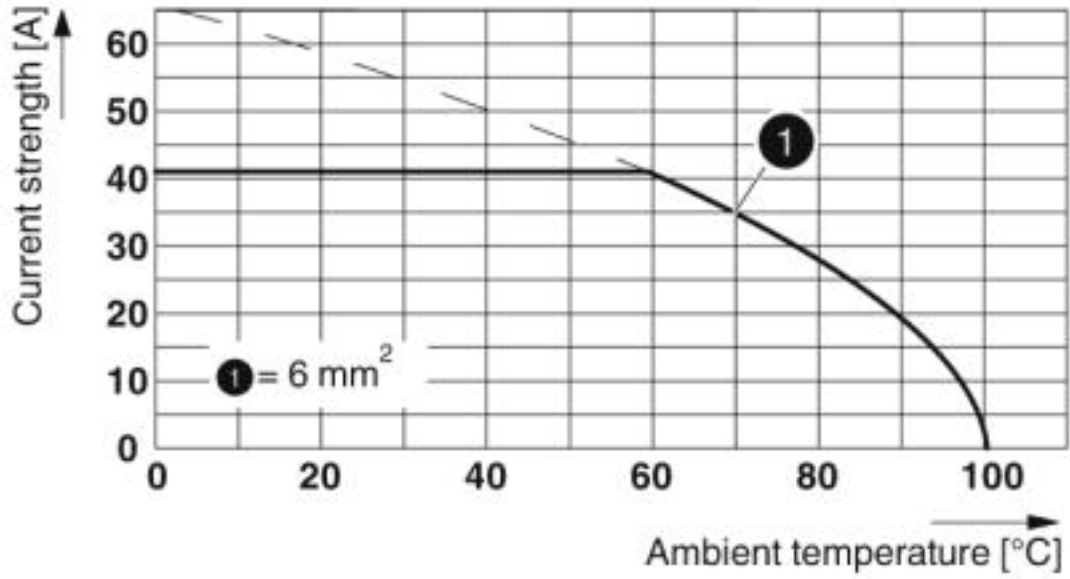
PCB terminal block - PLA 5/ 1-7,5 - 1792216

Drilling diagram



PCB terminal block - PLA 5/ 1-7,5 - 1792216

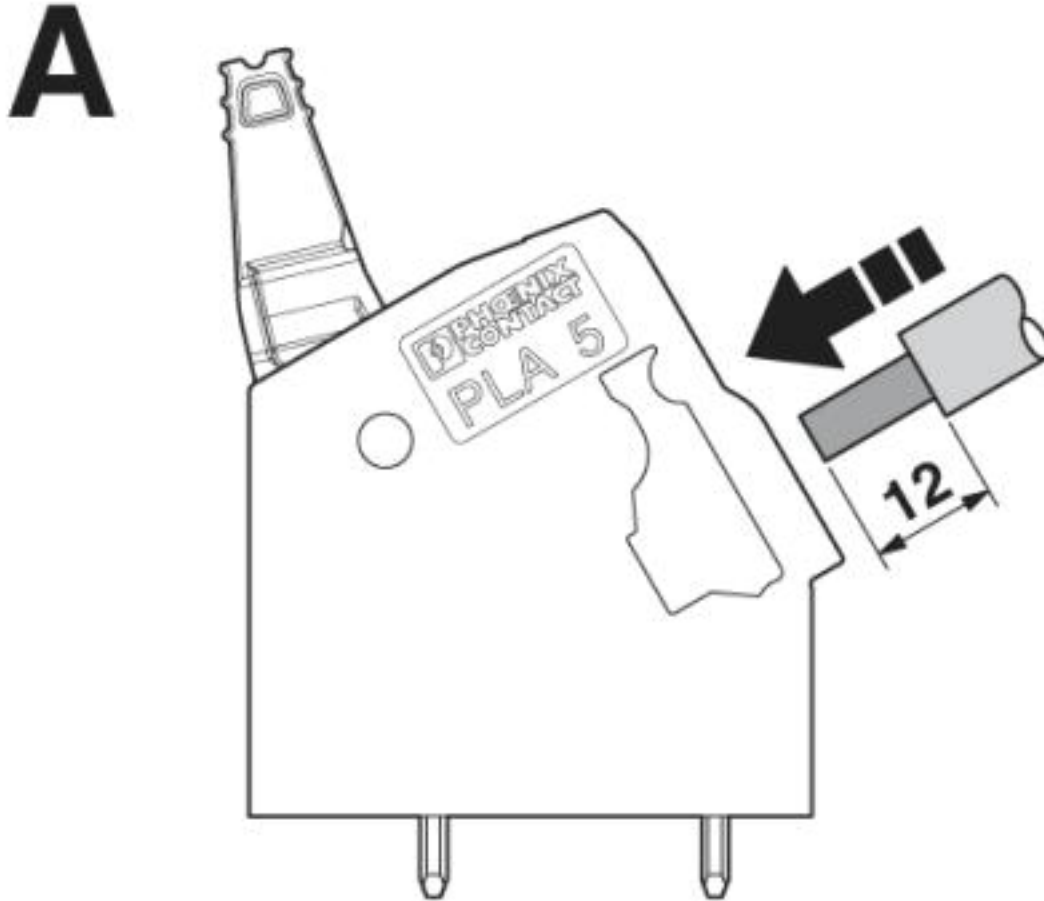
Diagram



Type: PLA 5/...-7,5-(ZF)

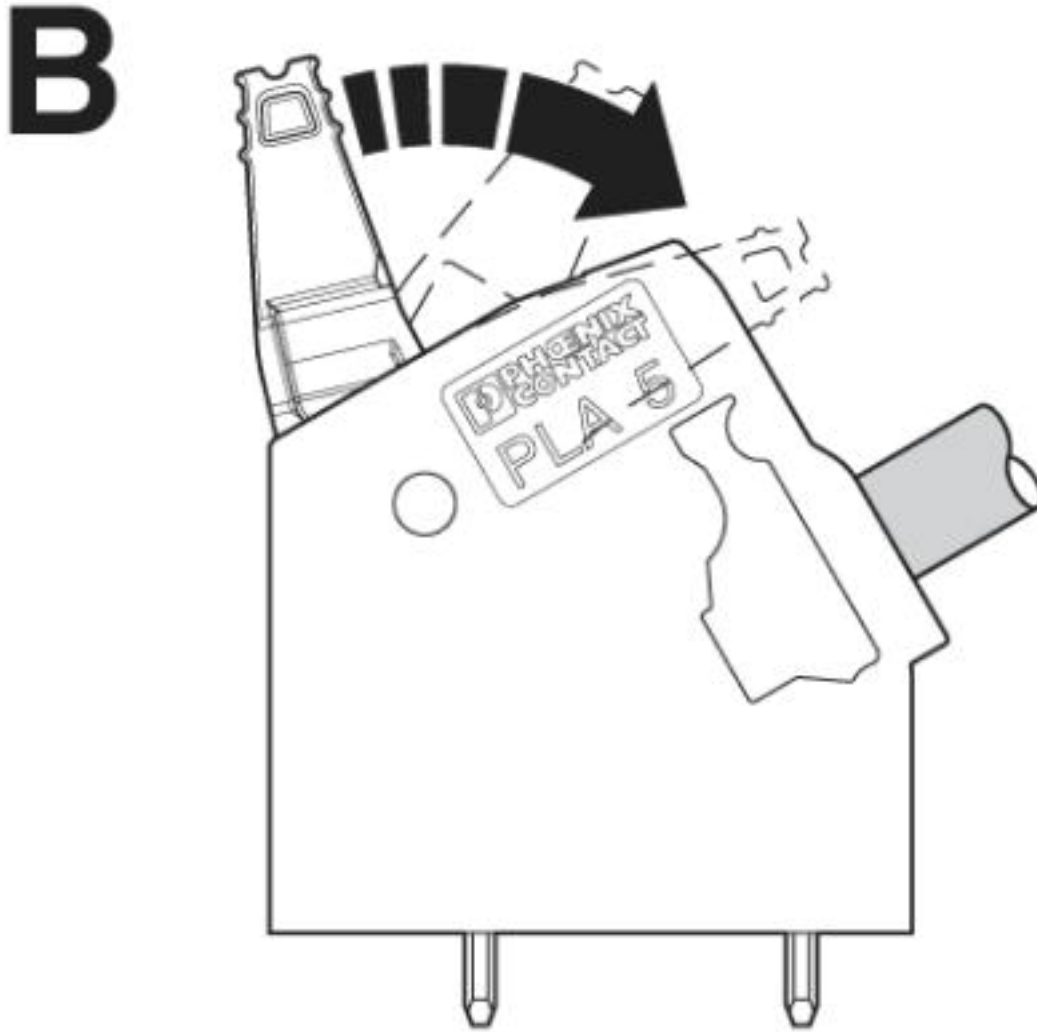
PCB terminal block - PLA 5/ 1-7,5 - 1792216

Functional drawing



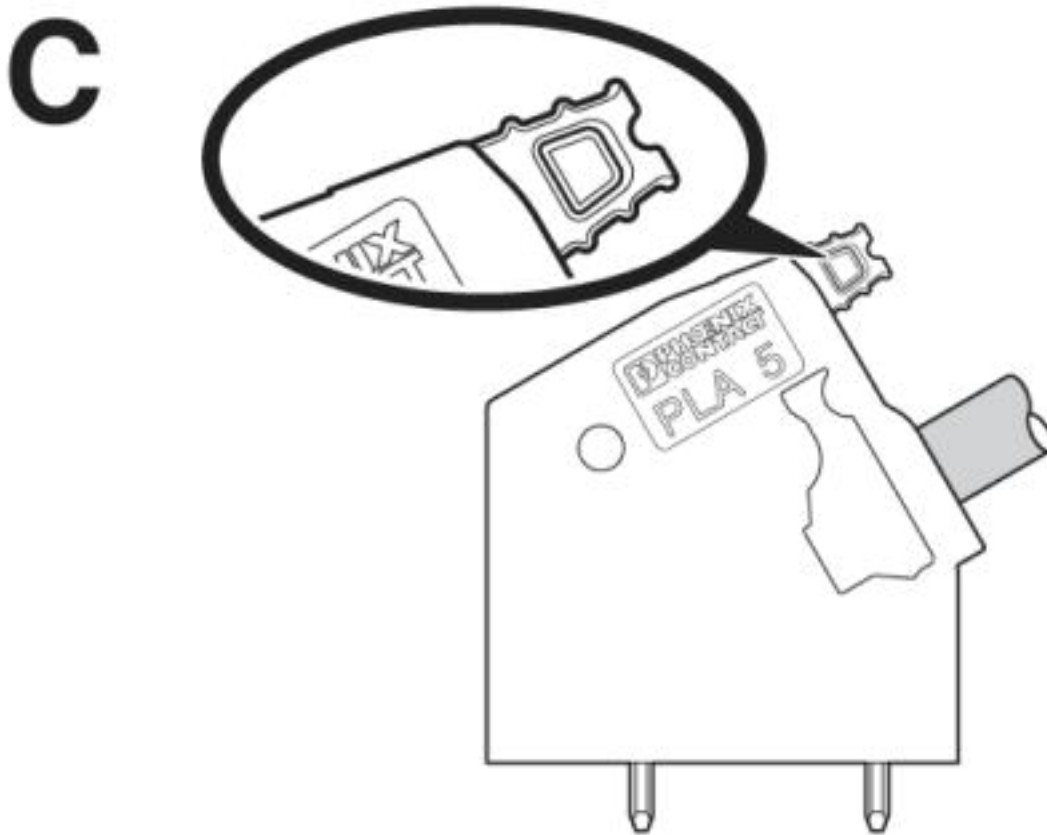
PCB terminal block - PLA 5/ 1-7,5 - 1792216

Functional drawing



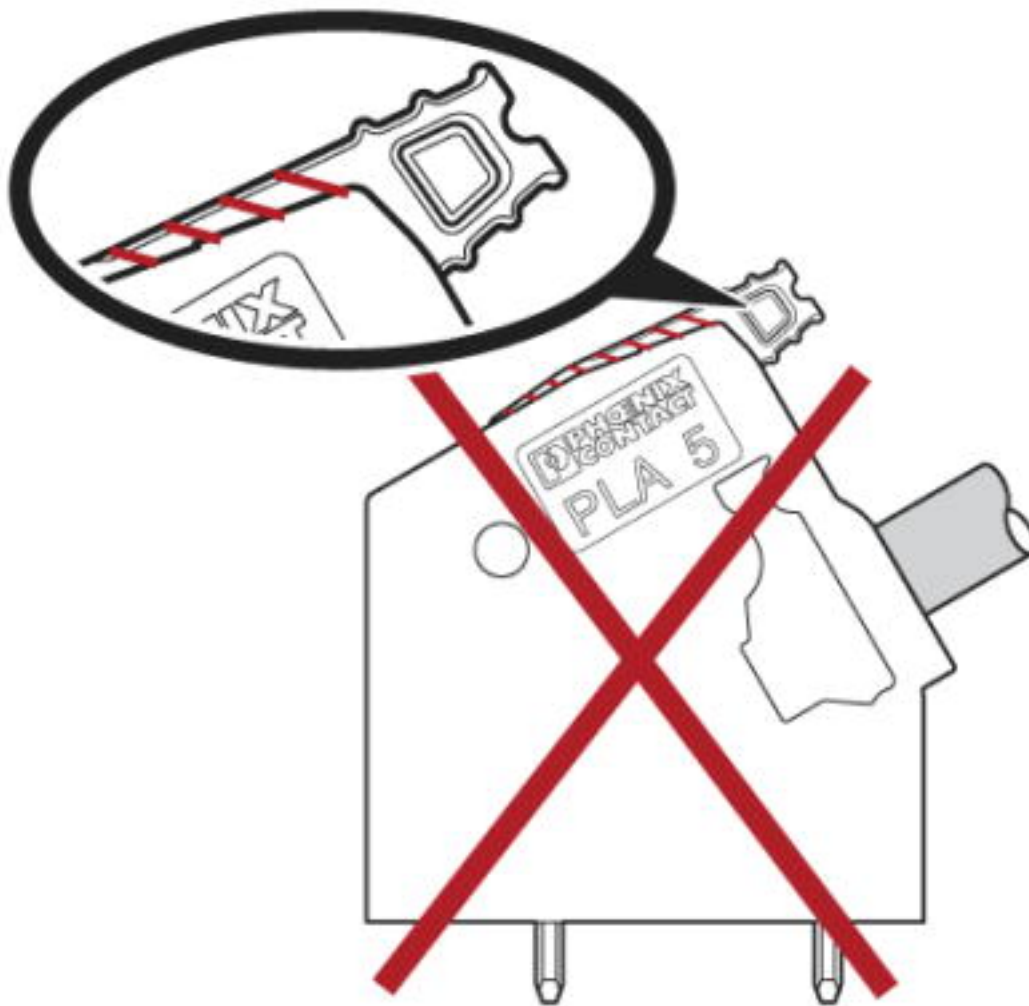
PCB terminal block - PLA 5/ 1-7,5 - 1792216

Functional drawing



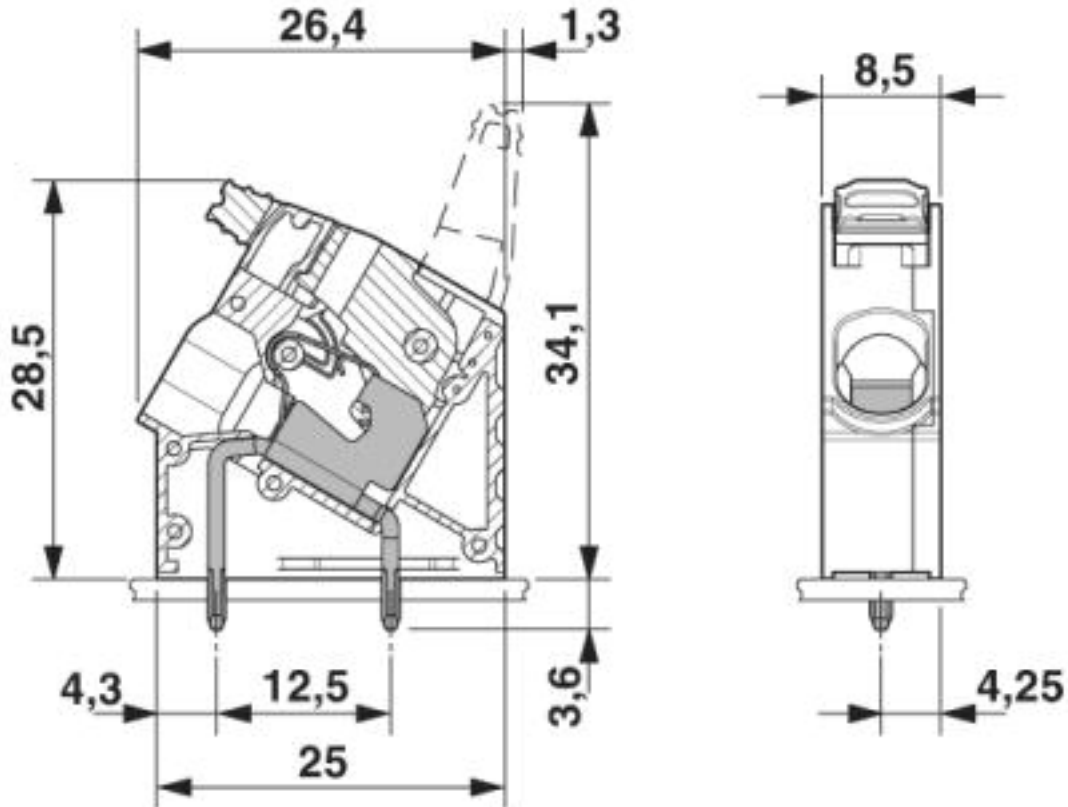
PCB terminal block - PLA 5/ 1-7,5 - 1792216

Functional drawing



PCB terminal block - PLA 5/ 1-7,5 - 1792216

Dimensional drawing



Classifications

eCl@ss

eCl@ss 4.0	27260700
eCl@ss 4.1	27260700
eCl@ss 5.0	27260700
eCl@ss 5.1	27261100
eCl@ss 6.0	27261100
eCl@ss 7.0	27440401
eCl@ss 8.0	27440401
eCl@ss 9.0	27440401

ETIM

ETIM 4.0	EC002637
ETIM 5.0	EC002643
ETIM 6.0	EC002643

PCB terminal block - PLA 5/ 1-7,5 - 1792216

Classifications

ETIM

ETIM 7.0	EC002643
----------	----------

UNSPSC

UNSPSC 6.01	30211810
UNSPSC 7.0901	39121409
UNSPSC 11	39121409
UNSPSC 12.01	39121409
UNSPSC 13.2	39121432

Approvals


Approvals


Approvals


VDE Zeichengenehmigung / EAC / cULus Recognized

Ex Approvals

Approval details

VDE Zeichengenehmigung		http://www2.vde.com/de/Institut/Online-Service/VDE-gepruefteProdukte/Seiten/Online-Suche.aspx	40041250
Nominal voltage UN	1000 V		
Nominal current IN	41 A		
mm ² /AWG/kcmil	0.2-6		

EAC		B.01742
-----	---	---------

cULus Recognized		http://database.ul.com/cgi-bin/XYV/template/LISEXT/1FRAME/index.htm	E60425-20110524
Nominal voltage UN	B 300 V	C 150 V	D 300 V

PCB terminal block - PLA 5/ 1-7,5 - 1792216

Approvals

	B	C	D
Nominal current I _N	27 A	27 A	10 A
mm ² /AWG/kcmil	24-10	24-10	24-10

Accessories

Accessories

Crimping tool

Crimping pliers - CRIMPFOX 6 - 1212034



Crimping pliers, for ferrules without insulating collar according to DIN 46228 Part 1 and ferrules with insulating collar according to DIN 46228 Part 4, 0.25 mm² ... 6.0 mm², lateral entry, trapezoidal crimp