

CBB22

Metallized Polypropylene Film capacitors

金属化聚丙烯膜电容器

CBB22



产品特点.Characteristics

- 金属化聚丙烯膜材质;
- 无感卷绕结构;
- 阻燃环氧树脂粉末封装;
- 耐压高, 损耗(tgδ)小; 内部温升低
- Metallized polypropylene film dielectric
- Non-inductive winding structure
- Flame retardant epoxy resin powder encapsulation
- Resistance to high voltage, small tgδ, low temperature rise

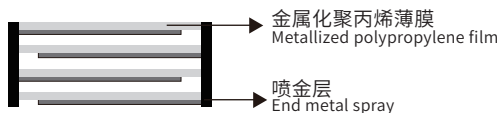
产品应用.Application

- 广泛应用于高频、直流、交流和脉冲电路中;
- 显示器的S校正电路中;
- Widely used in High Frequency, DC, AC, Pulse Circuits
- S-correction circuits of the display device

性能参数.Technical Data

| | | | | | |
|--|---|--------------|------|------|------|
| ● 引用标准 Reference Standards | GB/T 10190(IEC 60384-16) | | | | |
| ● 气候类别 Climate Category | 40/085/21 | | | | |
| ● 工作温度范围 Operating Temperature Range | -40°C~85°C | | | | |
| ● 额定电压 Rated Voltage | 100VDC、250VDC、400VDC、630VDC | | | | |
| ● 电容量范围 Capacitance Range | 0.01μF~20 μF | | | | |
| ● 电容量偏差 Capacity Tolerance | ±5%(J); ±10%(K); ±20%(M) | | | | |
| ● 耐电压 Withstand Voltage | V _{tt} : 1.6UN 5S (at20±5°C) | | | | |
| ● 损耗角正切 Dissipation Factor | tgδ≤0.0010 (20°C, 1KHz) | | | | |
| ● 绝缘电阻 Insulation Resistance | C≤0.33μF R≥100000MΩ(at20°C 100VDC 1Min) | | | | |
| | C>0.33 μF RCN≥30000S (at20°C 100VDC 1Min) | | | | |
| ● 最大脉冲爬升速度 Maximum Pulse Rise Time (dV/dt) | U _N (V) | dV/dt (V/μS) | | | |
| | | P=7.5 | P=10 | P=15 | P=20 |
| | 100VDC | 120 | 110 | 100 | 70 |
| | 250VDC | 240 | 220 | 200 | 120 |
| | 400VDC | --- | 330 | 300 | 180 |
| 630VDC | --- | 320 | 400 | 240 | |

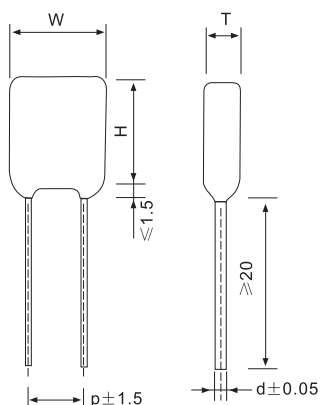
结构图.Construction Diagram



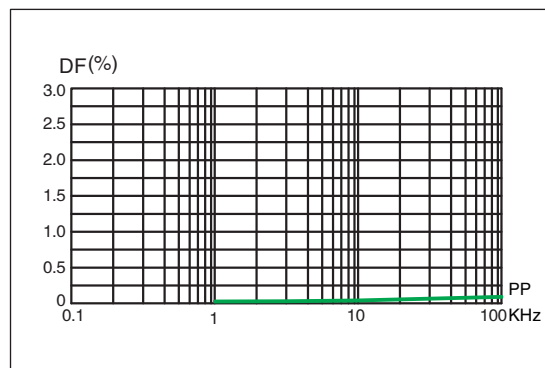
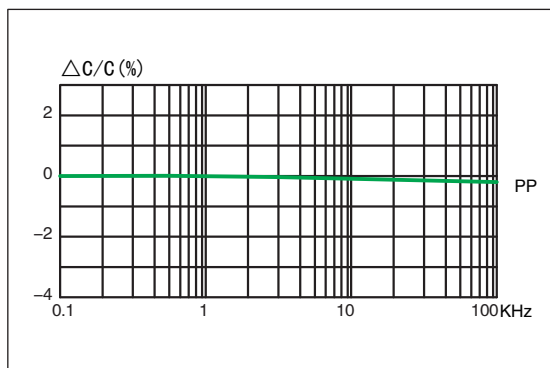
CBB22

Metallized Polypropylene Film capacitors

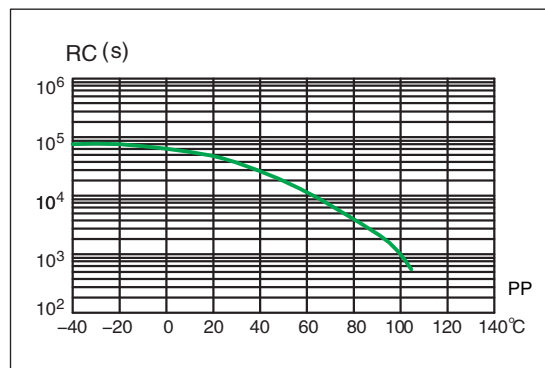
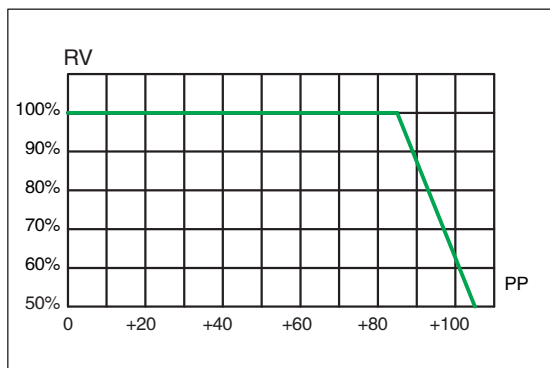
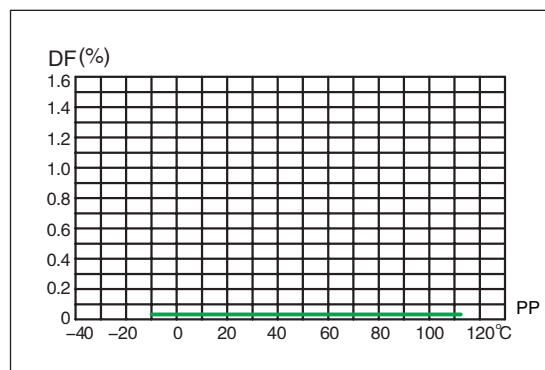
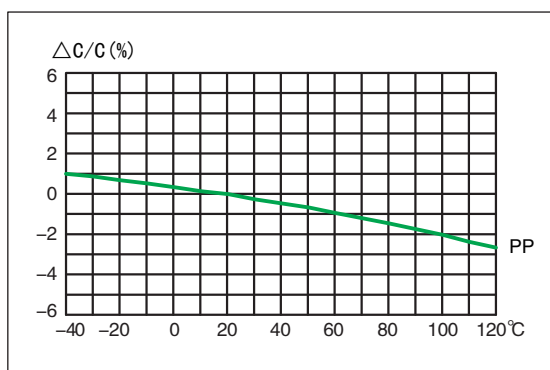
产品外形.Product Shape



频率特性.Temperature Characteristics



温度特性.Frequency Characteristics



CBB22

Metallized Polypropylene Film capacitors

参数表.Article Table

R 系列

| Capacity (μF) | 尺寸标注 Size mark | 250V | | | | | 400V | | | | | 630V | | | | |
|-------------------------------|-------------------|------|------|------|------|-----|------|------|------|------|-----|------|------|------|------|-----|
| | | Wmax | Tmax | Hmax | P | d | Wmax | Tmax | Hmax | P | d | Wmax | Tmax | Hmax | P | d |
| 0.0100 | R | | | | | | 13.0 | 4.5 | 8.5 | 10.0 | 0.6 | 13.0 | 5.0 | 9.0 | 10.0 | 0.6 |
| 0.0150 | R | | | | | | 13.0 | 5.5 | 9.5 | 10.0 | 0.6 | 13.0 | 5.5 | 9.5 | 10.0 | 0.6 |
| 0.0220 | R | | | | | | 13.0 | 6.5 | 10.5 | 10.0 | 0.6 | 13.0 | 6.5 | 10.5 | 10.0 | 0.6 |
| 0.0330 | R | | | | | | 13.0 | 5.0 | 9.0 | 10.0 | 0.6 | 13.0 | 5.0 | 10.0 | 10.0 | 0.6 |
| 0.0470 | R | 10.0 | 4.5 | 8.5 | 7.5 | 0.5 | 13.0 | 4.5 | 8.5 | 10.0 | 0.6 | 13.0 | 6.0 | 10.0 | 10.0 | 0.6 |
| 0.0680 | R | 10.0 | 5.0 | 9.0 | 7.5 | 0.5 | 13.0 | 5.0 | 9.0 | 10.0 | 0.6 | 13.0 | 7.0 | 11.0 | 10.0 | 0.6 |
| 0.0820 | R | 13.0 | 5.0 | 9.0 | 10.0 | 0.6 | 13.0 | 5.5 | 9.5 | 10.0 | 0.6 | | | | | |
| 0.1000 | R | 13.0 | 5.5 | 9.5 | 10.0 | 0.6 | 13.0 | 6.0 | 10.0 | 10.0 | 0.6 | 13.0 | 8.0 | 12.5 | 10.0 | 0.8 |
| 0.1500 | R | 13.0 | 6.0 | 10.0 | 10.0 | 0.6 | 13.0 | 7.5 | 11.5 | 10.0 | 0.6 | 18.0 | 6.0 | 12.5 | 15.0 | 0.6 |
| 0.2200 | R | 13.0 | 7.5 | 11.5 | 10.0 | 0.6 | 18.0 | 6.5 | 11.5 | 15.0 | 0.8 | 18.0 | 8.0 | 13.0 | 15.0 | 0.8 |
| 0.3300 | R | 18.0 | 5.5 | 9.5 | 15.0 | 0.6 | 18.0 | 8.0 | 13.0 | 15.0 | 0.8 | 18.0 | 9.5 | 14.0 | 15.0 | 0.8 |
| 0.4700 | R | 18.0 | 6.5 | 11.5 | 15.0 | 0.8 | 18.0 | 8.5 | 12.5 | 15.0 | 0.8 | 23.0 | 9.0 | 15.5 | 20.0 | 0.8 |
| 0.6800 | R | 18.0 | 7.5 | 12.0 | 15.0 | 0.8 | 23.0 | 8.0 | 13.0 | 20.0 | 0.8 | 23.0 | 11.0 | 17.0 | 20.0 | 0.8 |
| 0.8200 | R | 18.0 | 8.5 | 13.0 | 15.0 | 0.8 | 23.0 | 8.5 | 15.0 | 20.0 | 0.8 | 23.0 | 12.0 | 18.5 | 20.0 | 0.8 |
| 1.0000 | R | 23.0 | 7.5 | 12.5 | 20.0 | 0.8 | 23.0 | 9.0 | 15.5 | 20.0 | 0.8 | 23.0 | 13.0 | 19.5 | 20.0 | 0.8 |
| 1.2000 | R | 23.0 | 8.0 | 14.0 | 20.0 | 0.8 | 23.0 | 10.0 | 16.5 | 20.0 | 0.8 | 30.5 | 12.0 | 18.0 | 27.0 | 0.8 |
| 1.5000 | R | 23.0 | 9.5 | 14.0 | 20.0 | 0.8 | 23.0 | 11.5 | 18.0 | 20.0 | 0.8 | 30.5 | 13.5 | 19.5 | 27.0 | 0.8 |
| 2.2000 | R | 23.0 | 11.0 | 17.0 | 20.0 | 0.8 | 30.5 | 11.5 | 17.5 | 27.0 | 0.8 | 30.5 | 16.5 | 22.5 | 27.0 | 0.8 |
| 3.3000 | R | 30.5 | 11.0 | 17.5 | 27.0 | 0.8 | 30.5 | 14.0 | 20.5 | 27.0 | 0.8 | 34.5 | 19.0 | 25.5 | 31.0 | 0.8 |
| 4.7000 | R | 30.5 | 13.5 | 20.0 | 27.0 | 0.8 | 30.5 | 17.5 | 24.0 | 27.0 | 0.8 | 34.5 | 23.0 | 29.0 | 31.0 | 0.8 |
| 10.0000 | R | 30.5 | 20.0 | 26.0 | 27.0 | 0.8 | | | | | | | | | | |

| Capacity (μF) | 尺寸标注 Size mark | 250V | | | | | 400V | | | | | 630V | | | | |
|-------------------------------|-------------------|------|------|------|---|---|------|------|------|------|-----|------|------|------|------|-----|
| | | Wmax | Tmax | Hmax | P | d | Wmax | Tmax | Hmax | P | d | Wmax | Tmax | Hmax | P | d |
| 0.0470 | U | | | | | | | | | | | 11.5 | 4.0 | 8.0 | 10.0 | 0.6 |
| 0.1000 | U | | | | | | 13.0 | 4.5 | 9.0 | 10.0 | 0.6 | 13.0 | 6.0 | 10.0 | 10.0 | 0.6 |
| 0.1500 | U | | | | | | 13.0 | 6.5 | 10.5 | 10.0 | 0.6 | 13.0 | 7.5 | 12.0 | 10.0 | 0.6 |
| 0.2200 | U | | | | | | 13.0 | 7.5 | 11.5 | 10.0 | 0.6 | 18.0 | 6.5 | 11.5 | 15.0 | 0.8 |
| 0.3300 | U | | | | | | 18.0 | 7.0 | 11.0 | 15.0 | 0.8 | 18.0 | 8.0 | 13.0 | 15.0 | 0.8 |
| 0.4700 | U | | | | | | 18.0 | 6.5 | 11.0 | 15.0 | 0.6 | 18.0 | 9.0 | 15.5 | 15.0 | 0.8 |
| 0.6800 | U | | | | | | 18.0 | 7.5 | 12.5 | 15.0 | 0.6 | 23.0 | 9.0 | 15.5 | 20.0 | 0.8 |
| 0.8200 | U | | | | | | 23.0 | 7.5 | 12.0 | 20.0 | 0.6 | 23.0 | 10.0 | 16.5 | 20.0 | 0.8 |
| 1.0000 | U | | | | | | 23.0 | 7.5 | 12.5 | 20.0 | 0.8 | 30.5 | 10.0 | 16.0 | 27.0 | 0.8 |
| 1.2000 | U | | | | | | 23.0 | 8.5 | 13.5 | 20.0 | 0.8 | 30.5 | 10.0 | 16.5 | 27.0 | 0.8 |
| 1.5000 | U | | | | | | 23.0 | 8.5 | 15.0 | 20.0 | 0.8 | 30.5 | 12.0 | 17.0 | 27.0 | 0.8 |
| 2.2000 | U | | | | | | 30.5 | 9.0 | 15.5 | 27.0 | 0.8 | 30.5 | 14.0 | 20.5 | 27.0 | 0.8 |
| 3.3000 | U | | | | | | 30.5 | 12.5 | 19.0 | 27.0 | 0.8 | 34.5 | 16.0 | 22.5 | 31.0 | 0.8 |
| 4.7000 | U | | | | | | | | | | | 34.5 | 19.5 | 26.0 | 31.0 | 0.8 |

以上表格/图形仅供参考, 以实物为准。 The above table / graphics are for reference only, subject to the actual product (unit: mm)

特别说明:

U系列产品较R系列产品的体积略小, 产品性能达到GB/T 10190(IEC 60384-16)的标准

Remark:

The U series has a smaller volume than the R series products, and its product performance reaches GB/T 10190 (IEC 60384-16) standard.