

SuperDiode – 3uS, 250mW SOT-23 Plastic-Encapsulate Switching Diode

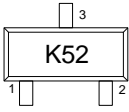
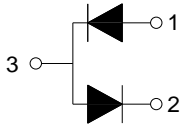
1. Features

- Fast switching device ($T_{rr} < 3\mu s$)
- Power dissipation of 250mW
- High stability and high reliability
- Low reverse leakage

2. Mechanical Data

- SOT-23 Small Outline Plastic Package
- Epoxy UL: 94V-0
- Mounting Position: Any

3. Marking and Circuit

Marking	Circuit
	

4. Specification

Absolute Maximum Rating & Thermal Characteristics

Ratings at 25 °C ambient temperature unless otherwise specified.

Parameters	Symbol	Limit	Unit
Reverse voltage	V_R	85	V
Power Dissipation	P_D	250	mW
Operating junction temperature	T_j	150	°C
Storage temperature range	T_s	-65~150	°C
Forward continuous current	Single diode	160	mA
	Double diode	140	
Peak forward surge current $T_A=25^\circ C$	@tp=1us	4.0	A
	@tp=1ms	1.0	A
	@tp=1.0s	0.5	A
Typical thermal resistance	$R_{\theta JA}$	500	°C/W

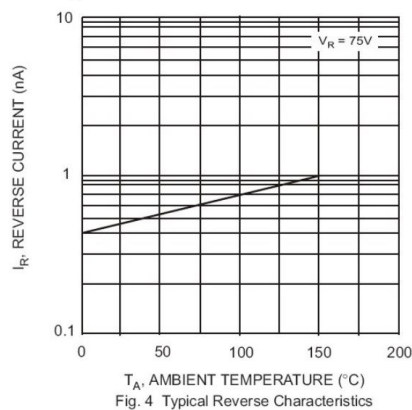
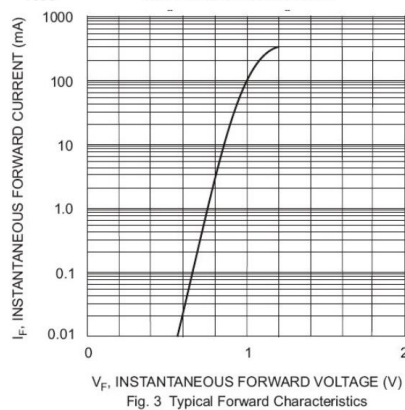
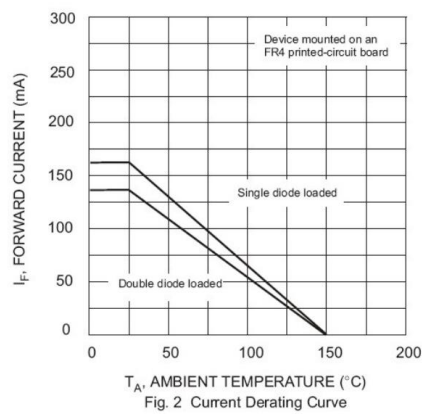
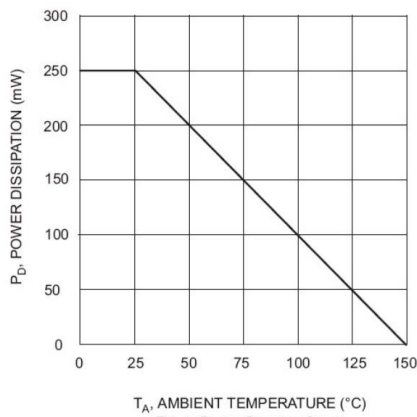
Valid provided that electrodes are kept at ambient temperature.

Electrical Characteristics

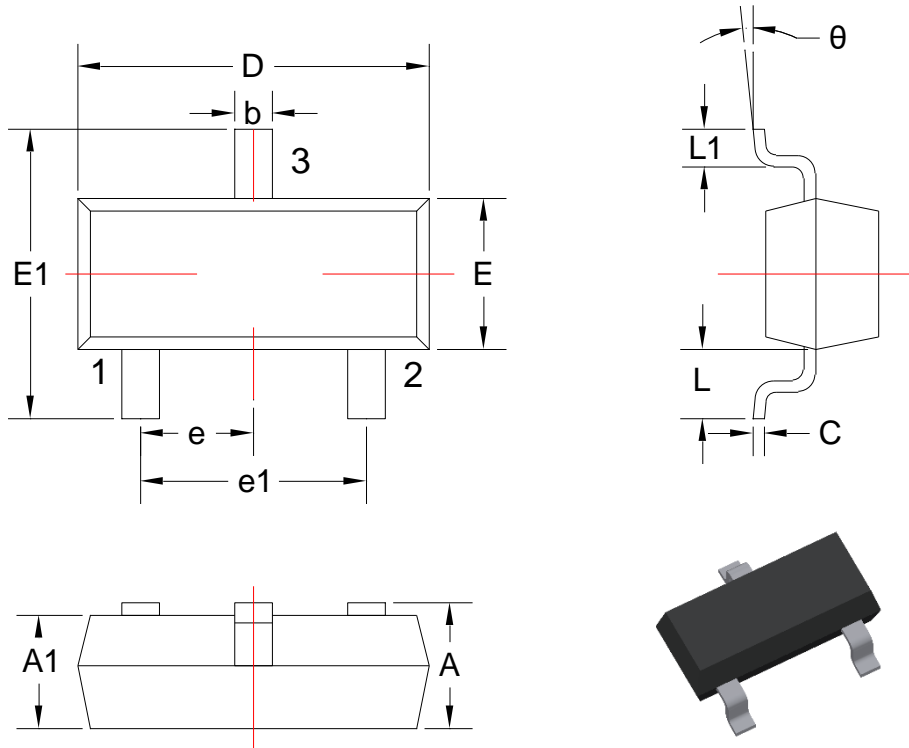
At TA = 25°C unless otherwise specified

Parameter	Symbol	Conditions	Min.	Typ.	Max.	Units
Maximum forward voltage	VF	IF=1mA			0.90	V
		IF=10mA			1.00	
		IF=50mA			1.10	
		IF=150mA			1.25	
Maximum reverse breakdown voltage	VRB	IR=100uA	85			V
Maximum reverse leakage current	IR	VR=75V			5	nA
Type junction capacitance	Cj	VR=1.0V, f=1MHz		2.0		pF
Reverse recovery time	TRR	IF=IR=10mA Irr=0.1 X IR, RL=100Ω			3	us

5. Typical Characteristic

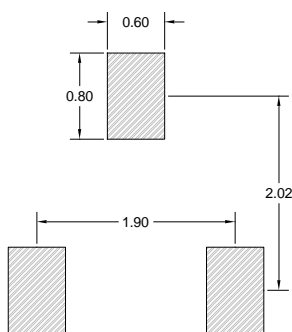


6. Dimension and Patterns (SOT-23)



Units: mm

Symbol	Dimensions		Symbol	Dimensions	
	Min.	Max.		Min.	Max.
A	0.900	1.150	E1	2.250	2.550
A1	0.900	1.050	e	0.950TYP	
b	0.300	0.500	e1	1.800	2.000
c	0.080	0.150	L	0.550REF	
D	2.800	3.00	L1	0.300	0.500
E	1.200	1.400	θ	0°	8°



Note:

1. Controlling dimension: in millimeters
2. General tolerance: ±0.05mm
3. The pad layout is for reference only
4. Unit: mm

DISCLAIMER

ELECSUPER PROVIDES TECHNICAL AND RELIABILITY DATA (INCLUDING DATASHEETS), DESIGN RESOURCES (INCLUDING REFERENCE DESIGNS), APPLICATION OR OTHER DESIGN ADVICE, SAFETY INFORMATION, AND OTHER RESOURCES "AS IS" AND WITH ALL FAULTS, AND DISCLAIMS ALL WARRANTIES, EXPRESS AND IMPLIED, INCLUDING WITHOUT LIMITATION ANY IMPLIED WARRANTIES OF MERCHANTABILITY, FITNESS FOR A PARTICULAR PURPOSE OR NON-INFRINGEMENT OF THIRD PARTY INTELLECTUAL PROPERTY RIGHTS.

These resources are intended for skilled developers designing with ElecSuper products. You are solely responsible for

- (1) selecting the appropriate ElecSuper products for your application;
- (2) designing, validating and testing your application;
- (3) ensuring your application meets applicable standards, and any other safety, security, or other requirements.

These resources are subject to change without notice. ElecSuper grants you permission to use these resources only for development of an application that uses the ElecSuper products described in the resource. Other reproduction and display of these resources are prohibited. No license is granted to any other ElecSuper intellectual property right or to any third party intellectual property right. ElecSuper disclaims responsibility for, and you will fully indemnify ElecSuper and its representatives against, any claims, damages, costs, losses, and liabilities arising out of your use of these resources. ElecSuper's products are provided subject to ElecSuper's Terms of Sale or other applicable terms available either on www.elecsuper.com or provided in conjunction with such ElecSuper products. ElecSuper's provision of these resources does not expand or otherwise alter ElecSuper's applicable warranties or warranty disclaimers for ElecSuper products.