

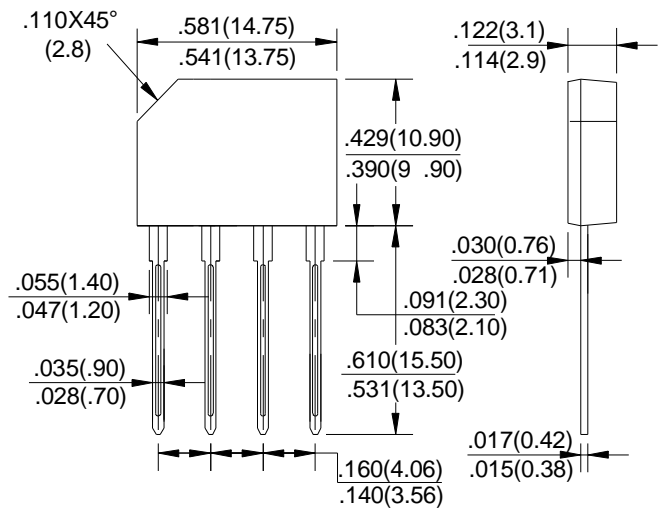
GLASS PASSIVATED BRIDGE RECTIFIERS

REVERSE VOLTAGE - 50 to 1000Volts
FORWARD CURRENT - 3.0 Amperes

FEATURES

- Surge overload rating - 60 amperes peak
- Ideal for printed circuit board
- Plastic material has underwriters laboratory flammability classification 94V-0
- Mounting position: Any

GBP



MAXIMUM RATINGS AND ELECTRICAL CHARACTERISTICS

Rating at 25°C ambient temperature unless otherwise specified.

Single phase, half wave ,60Hz, resistive or inductive load.

For capacitive load, derate current by 20%

CHARACTERISTICS	SYMBOL	GBP 3005	GBP 301	GBP 302	GBP 304	GBP 307	GBP 308	GBP 310	UNIT	
Maximum Recurrent Peak Reverse Voltage	VRRM	50	100	200	400	700	800	1000	V	
Maximum RMS Bridge Input Voltage	VRMS	30	70	140	280	420	560	700	V	
Maximum DC Blocking Voltage	VDC	50	100	200	400	600	800	1000	V	
Maximum Average Forward Rectified Output Current @ TA=50°C	I(AV)	3.0								A
Peak Forward Surge Current 8.3ms Single Half Sine-Wave Super Imposed on Rated Load	IFSM	60								A
Maximum Forward Voltage Drop Per Bridge Element at 2.0A Peak	VF	1.1								V
Maximum Reverse Current at Rated DC Blocking Voltage Per Element	IR	10.0								uA
Maximum Reverse Current at Rated DC Blocking Voltage Per Element TA=100°C	IR	1.0								mA
Operating Temperature Range	TJ	-55 to +150								°C
Storage Temperature Range	TSTG	-55 to +150								°C

FIG.1-FORWARD CURRENT DERATING CURVE

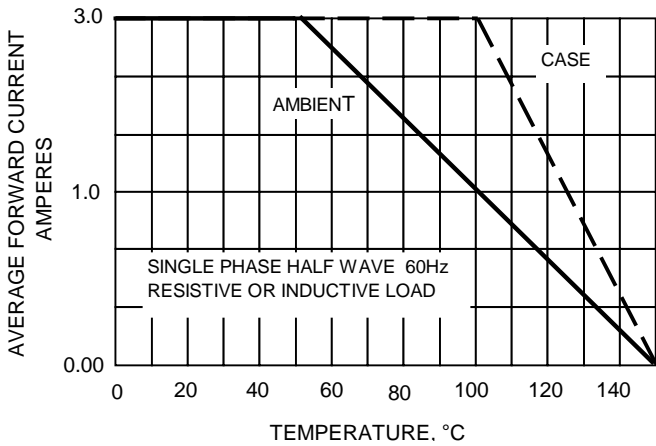


FIG.2-MAXIMUM NON-REPETITIVE SURGE CURRENT

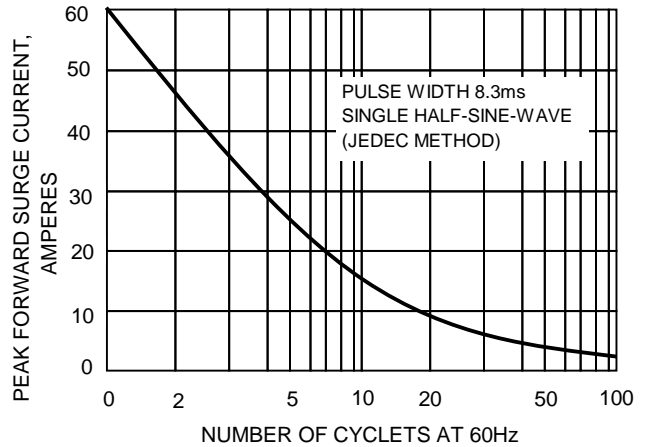


FIG.3-TYPICAL JUNCTION CAPACITANCE

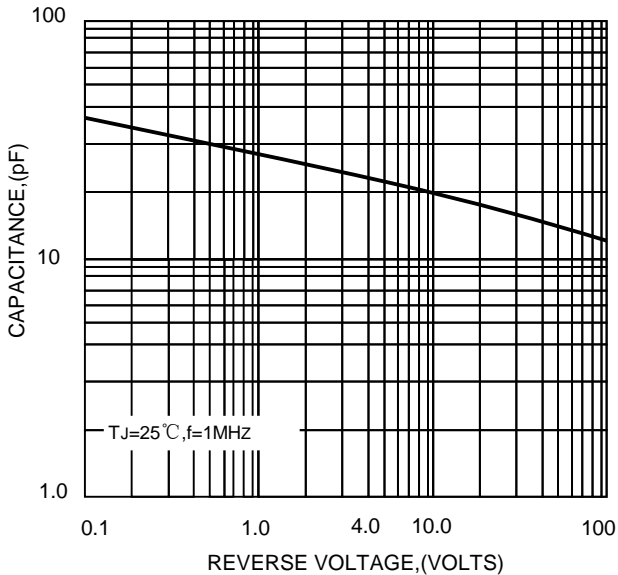


FIG.4-TYPICAL FORWARD CHARACTERISTICS

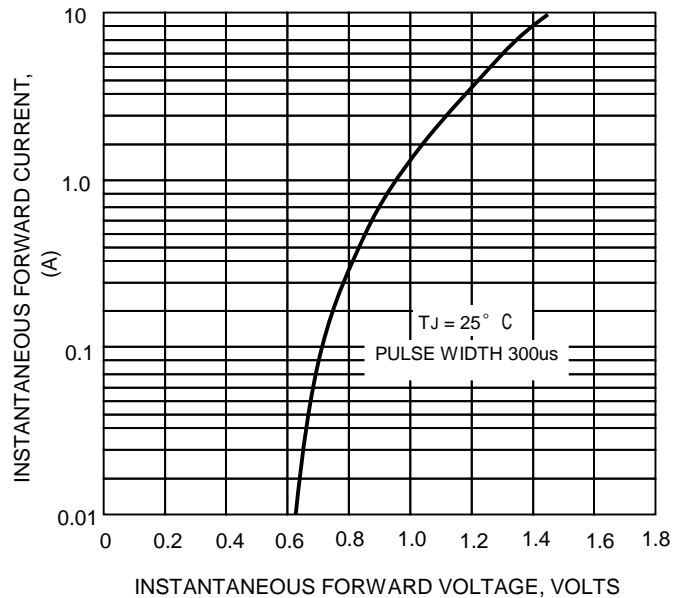
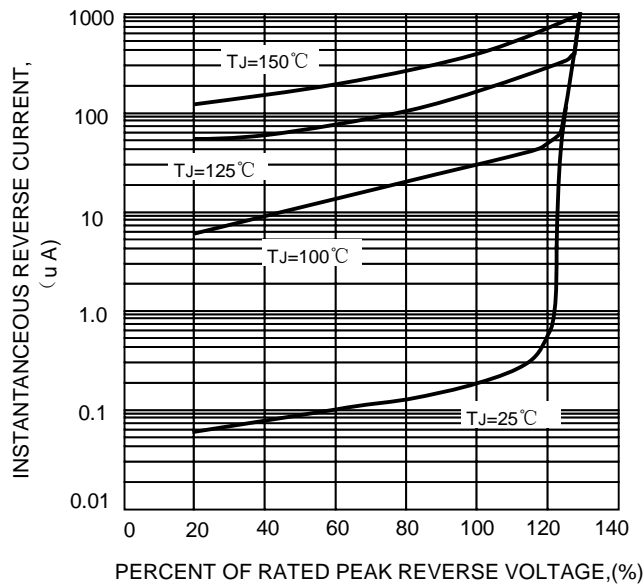


FIG.5-TYPICAL REVERSE CHARACTERISTICS



PACKING

INNER BOX




Quantity per Box: 500pcs

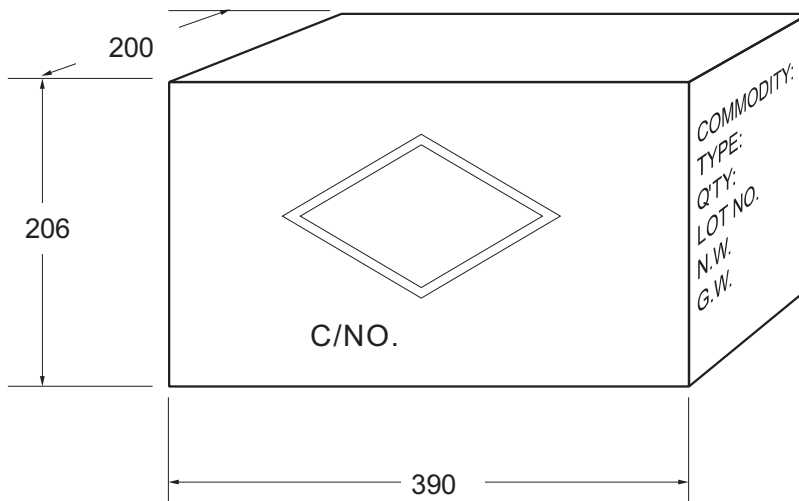
Length * Width * Height: 181mm*181mm*35mm



Quantity per sbu-box: 10pcs



CARTON BOX



Box Dimensions : mm
Quantity per Box: 5000 pcs