中望CAD教育版设计

RoHS

MAPX	MODIFICATION	DRW	DATE

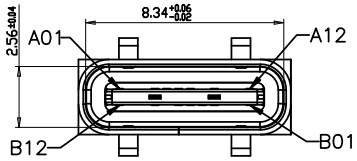

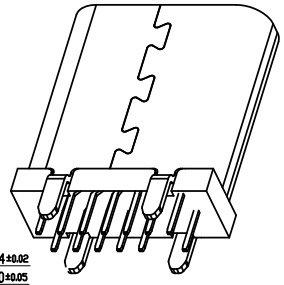

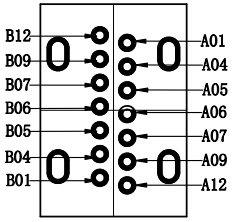

NOTES:
1. MATERIAL: SEE "TABLE 1";
2. FINISH: SEE "TABLE 1";

3. ELECTRICAL :
   3-1. CONTACT CURRENT RATING :
   3A(VBUS PIN 1.5A/PIN MAX),
   3A(GND PIN 1.25A/PIN MAX),0.25A/PIN (OTHER PIN).
   3-2. INSULATION RESISTANCE :
   100 MEGAOHMS MIN. AT 250VDC.
   3-3. DIEELECTRIC WITHSTANDING VOLTAGE :
   100VAC MIN.
   3-4. LOW LEVEL CONTACT RESISTANCE :
   INITIAL 40mΩ MAX.
   AFTER 50mΩ MAX.

4. MECHANICAL CHARACTERISTICS :
   4-1. MATING FORCE: 5~20N.;
   4-2. UNMATING FORCE: 6~20N(INITIAL), 6~20N(AFTER 10000 CYCLES);
   4-3. DURABILITY : 10,000 MATING CYCLES.
   4-4. OPERATING TEMPERATURE :-40° C TO +80° C

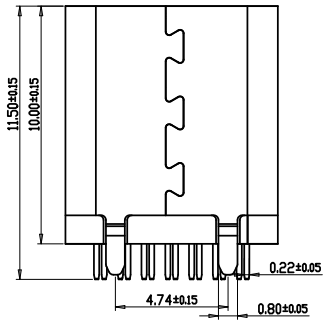

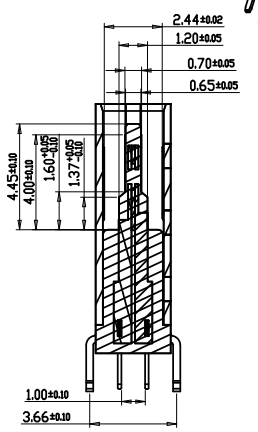

截面 1-1

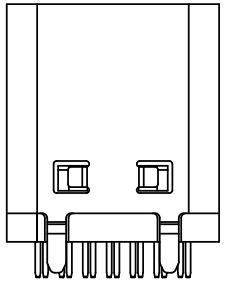

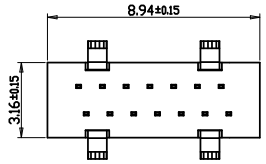

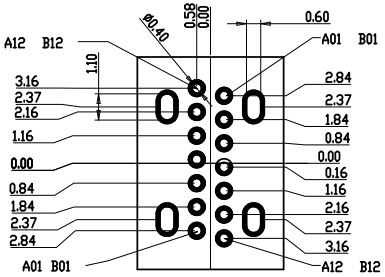

RECOMMENDED P.C.B. LAYOUT (T=1.00mm)
TOLERANCE UNSPECIFIED ±0.05mm

TABLE 1:

NO.	PART NAME	QTY	MATERIAL	DESCRIPTION	REMARK
④	Shell	1	SUS 304	NI PLATING;	T=0.30mm
③	MID PLATE	1	SUS 304		T=0.15mm
②	Terminal	16	C2680	Au:1u" PLATING;	T=0.15mm
①	Housing	3	LCP 1301		

PIN	SIGNAL NAME	PIN	SIGNAL NAME
A1	GND	B12	GND
A4	VBUS	B9	VBUS
A5	CC1		
A6	DP1	B7	DN2
A7	DN1	B6	DP2
		B5	CC2
A9	VBUS	B4	VBUS
A12	GND	B1	GND

产品图
PRODUCT CHART DWG

公差一览表
TOLERANCE UNLESS OTHERMSE

X.	±0.25	X.	±5.°
.X	±0.20	.X	±2.°
.XX	±0.15	.XX	±1.°
.XXX	±0.10	.XXX	±0.5°

深圳市精拓金电子有限公司
Shenzhen Jing Tuo Jin Electronics Co., Ltd.

单位 UNITS	MM	制图 DRAWING	林属升	制图料号 PRODUCT PART NO.	918-468K2029E50001		
比例 SCALE	1:1	审核 CHKD	郭治富	产品名称 PRODUCT NO.	TYPE-C3.1母座四脚直立式夹板间距1.0长度10.0LCP黑胶 14PIN		
日期 DATE	2020-05-22	核准 APPD	黄国荣	角法 VIEW		版本 VER	A0

中望CAD教育版设计