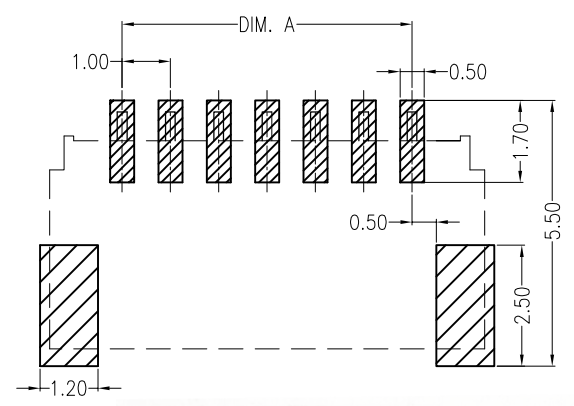
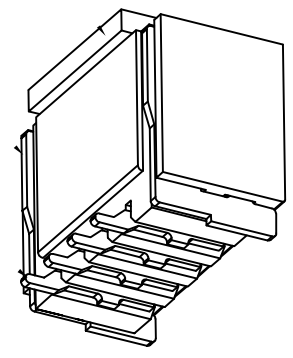
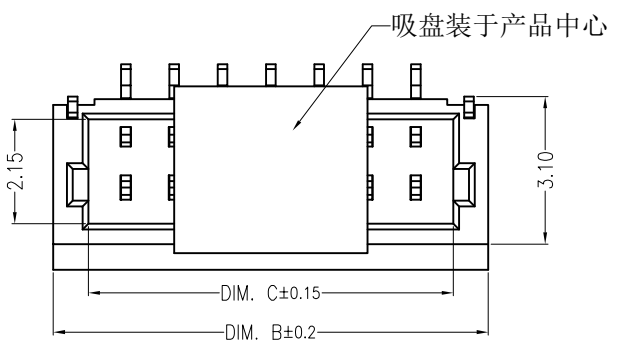


- Specifications :**
- Voltage rating: 50V AC / DC
 - Current rating: 1A AC / DC
 - Withstanding voltage: 500V AC/minute
 - Temperature range: -25°C~+85°C
 - Insulation resistance: $\geq 100\text{M}\Omega$
 - Contact resistance: $\leq 20\text{m}\Omega$
 - After environmental testing: $\leq 40\text{m}\Omega$

X1002WVS-XXL-HF-LPSW
 ① ② ③ ④ ⑤ ⑥ ⑦ ⑧ ⑨

- ① Series No.
- ② Category: W-wafer
- ③ Welding Board Angle: V-180°
- ④ Welding Way: S-SMT
- ⑤ Row No.-Pin No.: XX-Single row
- ⑥ Plug the Pin & Special NO.: L-With Lock
- ⑦ Plug the Pin & Special No.: HF-Halogen Free
- ⑧ Material: LP-LCP 94V-0
- ⑨ Planting Category: SN-Bright tin plating



| Poles | Dimensions(mm) | | | Poles | Dimensions(mm) | | |
|-------|----------------|-------|------|-------|----------------|-------|-------|
| | A | B | C | | A | B | C |
| 02 | 1.00 | 4.00 | 2.50 | 10 | 9.00 | 12.00 | 10.50 |
| 03 | 2.00 | 5.00 | 3.50 | 11 | 10.00 | 13.00 | 11.50 |
| 04 | 3.00 | 6.00 | 4.50 | 12 | 11.00 | 14.00 | 12.50 |
| 05 | 4.00 | 7.00 | 5.50 | 13 | 12.00 | 15.00 | 13.50 |
| 06 | 5.00 | 8.00 | 6.50 | 14 | 13.00 | 16.00 | 14.50 |
| 07 | 6.00 | 9.00 | 7.50 | 15 | 14.00 | 17.00 | 15.50 |
| 08 | 7.00 | 10.00 | 8.50 | 16 | 15.00 | 18.00 | 16.50 |
| 09 | 8.00 | 11.00 | 9.50 | 20 | 19.00 | 22.00 | 20.50 |

| | | | | |
|----------------------|-------------------|-------------------------------|-----------------------------|-----------------------|
| X1002WVS-XXL-HF-LPSW | Nylon 46 UL 94V-0 | Brass | Tin-Plated | X1002H-L |
| PART NO | Material | Material(Pin And Solder Tabs) | Finlsh(Pin And Solder Tabs) | Suitable XKB Terminal |

Recommend PCB Layout
 for and on behalf of
XKB INDUSTRIAL PRECISION CO., LIMITED
香港星坤工業精密有限公司

| | | | |
|------|------|------------|-------------------------------------|
| DSND | DATE | SCALE: N/A | MODEL TYPE: X1002WVS-XXL-HF-LPSW |
| DWN | DATE | VIEW: | PART NO.: |
| CHKD | DATE | UNIT: mm | 1.00mm Crimp Style Connectors |
| APPD | DATE | SIZE: A4 | DWG NO.: |
| | | | WEIGHT |
| | | | 1.0g |
| | | | SHEET |
| | | | 1/1 |
| | | | REVISION |
| | | | A0 |

| | | | | | | |
|-------------------------|-------------|------|---------|----------|-------------|--|
| △ X | | | | | ANGULAR | ±5° |
| △ X | | | | | L ≤ 4 | ±0.2 |
| △ X | | | | | 4 < L ≤ 16 | ±0.3 |
| △ X | | | | | 16 < L ≤ 63 | ±0.4 |
| MARK | DESCRIPTION | DATE | REVISED | APPROVED | L > 63 | ±0.5 |
| REVISIONS | | | | | | UNSPECIFIED TOLERANCES |
| Authorized Signature(s) | | | | | | XKB INDUSTRIAL PRECISION CO., LIMITED |