



# 深圳市赛拓科技有限公司

SHENZHEN SZCITOP TECHNOLOGY CO.,LTD.

## 規格書

### SPECIFICATION

CUSTOMER NAME	客户名称：	柏钜
CUSTOMER PARTS NO	客户料号：	
DESIGNATION	本司系列：	1.0间距
MODEL NO	本司型号：	FPC102518RLTU2-1(下接)
DRAWING NO	本司图号：	FPC1025NPRLTU2-1

PLEASE CONFIRM OUR SPECIFICATION。敬請確認規格書之內容。

PLEASE CONFIRM AND RETURN 1 COPY。敬請確認後返還（1）份。

### APPROVAL STATUS 審批

APPROVED接受	FAILED不接受
SIGNATURE簽署	DATE日期

DGN.製錶人	CKD.校對	APPD.審核	
譚新	趙永立	陳志華	
DATE日期: 2020-08-31	DATE日期: 2020-08-31	DATE日期: 2020-08-31	NO.

TEL:0755-89805866

FAX:0755-81462921

<http://www.szcitop.com>

E-mail: 13603051951@139.com

## 【1】 适用范围SCOPE

本规格书适用于:1.0间距电缆连接器

## 【2】 定格 RATINGS

项目Item	规格Requirement	
最大容许电压 Rated Voltage (MAX)	500V	[AC/DC(有效值 Virtual value) 50Hz]
最大容许电流 Rated Current (MAX)	1A	
使用温度范围 Ambient temperature Range	-25℃ ~ +85℃	

## 【3】 性能 PERFORMANCE

### 4.1 电气性能 Electrical Performanc

项目Item	条件 Test Condition	规格Requirement
4.1.1 接触电阻 Contact Resistance	适合FPC/FFC/电缆线的嵌合;开放电压20mV以下;短路电流10mA的状态下测定。 Mate applicable FPC/FFC/cable conductor and measure by dry circuit, 20mV MAX, 10mA.	$\leq 30\text{m}\Omega$ MAX
4.1.2 绝缘电阻 Insulation Resistance	适合FPC/FFC/电缆线的嵌合;相邻端子间或端子与地面间加DC 500V下测定。 Mate applicable FPC/FFC/cable conductor and apply 500V DC betweent adjacent terminal or ground.	$\geq 100\text{M}\Omega$ MIN
4.1.3 耐电压 DIELECTRIC	适合FPC/FFC/电缆线的嵌合;相邻端子间或端子与地面间加AC 200V(有效值)历时1分钟下测定。 Mate applicable FPC/FFC/cable conductor and apply AC 200V(vitual value)for 1minute between adjacent terminal or ground	无击穿现象 No Breakdown

### 4.2 机械性能 Machanical Performance

项目Item	条件 Test Condition	规格Requirement
--------	-------------------	---------------

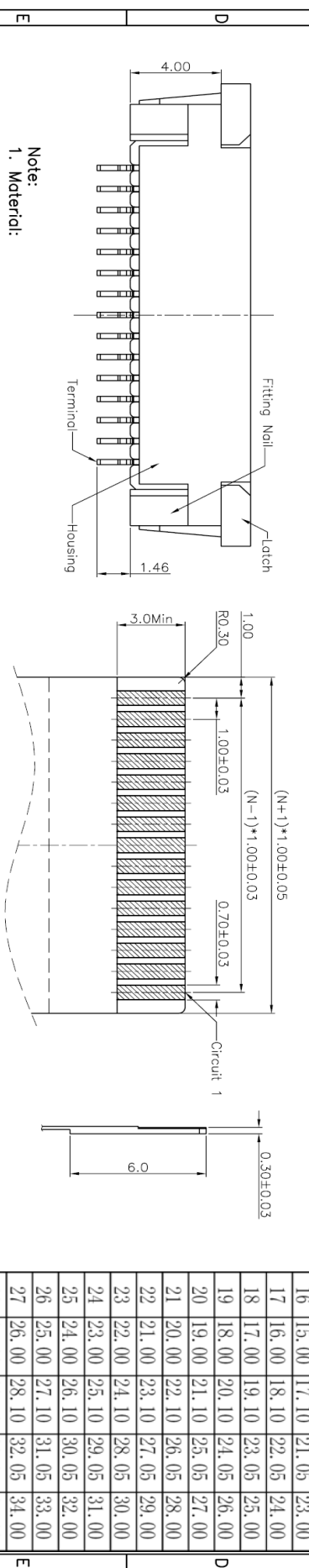
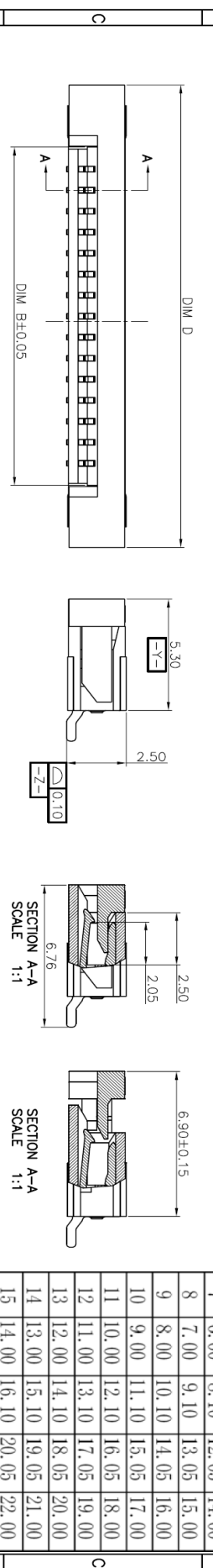
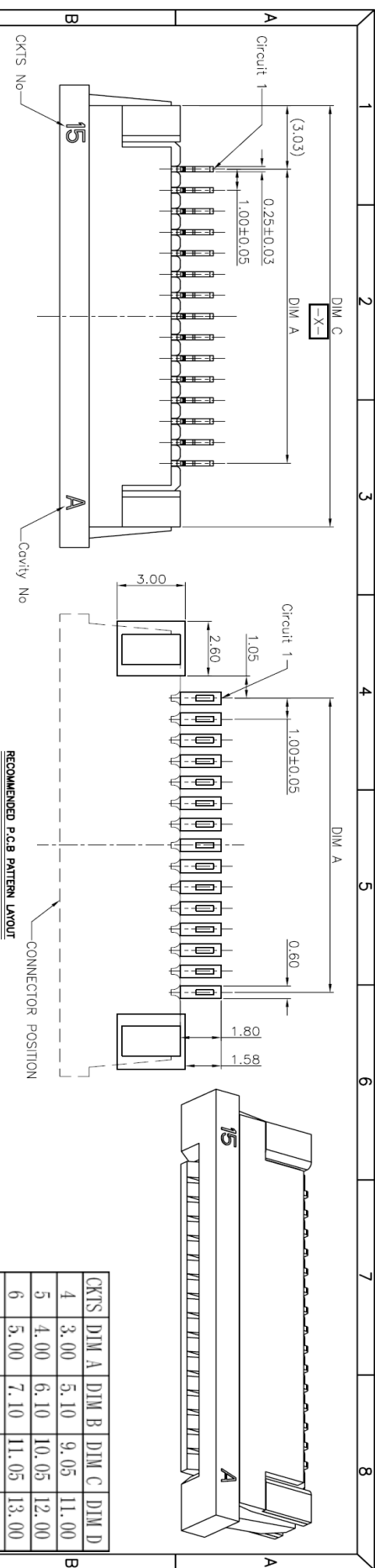
4.2.1	锁紧力及拔出力 Locking and Withdrawal Force	适合0.3mm厚的FFC/电缆线;用每分钟25±3mm的速度;平行地插入、锁紧、拔出。 Insert and extract applicable FFC/cable conductor at the speed rate of 25±3mm/minute.	锁紧力 Locking 1.96*n (N) MAX 拔出力 Withdrawal 10.49*n (N) MIN
4.2.2	端子保持力 Terminal/Housing Retention	以用每分钟25±3mm的速度平行向外拉 Pull the terminal at the speed rate of 25±3mm per minute.	3.92N MIN

### 4.3 环境和其他性能 Environmental Performance and Others

项目 Item	条件 Test Condition	规格 Requirement	
4.3.1	重复插拔 Repeated Insertion and Withdrawal	无通电状态;以10次/分钟的速度插拔20次。 Insertion and withdrawal actuator up to 20 cycles at the speed rate of less than 10 cycles/minute	接触抵抗 Contact Resistance 60mΩ MAX
4.3.2	温度上升 Temperature Rise	适合FPC/FFC/电缆线的嵌合;最大容许电流通电,温度测定。(UL498) Carrying rated current load . (UL498)	温度上升 Temperature Rise 30°C MAX
4.3.3	耐振动性 Vibration	DC 1mA通电状态下;嵌合轴沿XYZ三个方向振动;振幅1.5mm;频率10-55-10Hz/分;历时2小时 Amplitude:1.5mm p-p Sweep time:10-55-10Hz in minute Duration:2hour in each X.Y.Z.axes	外观 Appearance 无损坏 No Damage
			接触抵抗 Contact Resistance 60mΩ MAX
			瞬断 Discontinuity 1ms MAX
4.3.4	耐冲击性 Shock	DC 1mA通电状态下;嵌合轴沿相互垂直的6个方向;以490m/s <sup>2</sup> {50G}冲击;各3次 490m/s <sup>2</sup> {50G}, 3 strokes in each X.Y.Z.axes	外观 Appearance 无损坏 No Damage
			瞬断 Discontinuity 1ms MAX

4.3.5	耐热性 Heat Resistance	适合FPC/FFC/电缆线的嵌合;85±2℃的空气中;放置96小时;再回到室温中放置1-2小时;85±2℃,96 hour	外观 Appearance	无损坏 No Damage
			接触抵抗 Contact Resistance	60mΩ MAX
4.3.6	耐寒性 ColdResistance	适合FPC/FFC嵌合;-40±2℃的空气中;放置96小时;再回到室温中放置1-2小时;-40±2℃, 96 hour	外观 Appearance	无损坏 No Damage
			接触抵抗 Contact Resistance	60mΩ MAX
4.3.7	耐湿性Humidity	适合FPC/FFC/电缆线的嵌合;40±2℃、相对湿度90-95%的空气中;放置96小时;再回到室温中0.5小时内测定 Temperature: 40±2℃ Relative Humidity:90-95% Duration:96 hour	外观 Appearance	无损坏 No Damage
			接触阻抗 Contact Resistance	60mΩ MAX
			耐电压 Dielectric Strength	必须满足 4.1.3 Must meet 4.1.3
			绝缘抵抗 Insulation Resistance	20MΩMIN
4.3.8	温度循环 Temperature Cycling	适合FPC/FFC/电缆线的嵌合;-55±3℃ 30分钟;常温常湿10-15分钟; 85±2℃30分钟;常温常湿10-15分钟;循环5次。 5cycles of: a) -55±3℃ 30minutes b) 85±2℃ 30minutes	外观 Appearance	无损坏 No Damage
			接触抵抗 Contact Resistance	60mΩ MAX
4.3.9	耐盐雾性 Salt Spray	适合FPC/FFC/电缆线的嵌合;35±2℃、5±1%的盐水喷雾8小时;试验后常温水洗;再室温干燥。 8±4 houe exposure to a salt spray from the 5±1% solution at 35±2℃.	外观 Appearance	无损坏 No Damage
			接触抵抗 Contact Resistance	60mΩ MAX

4.3.10	耐亚硫酸 SO2 Gas	适合FPC/FFC嵌合; 40±2℃、50±5ppm的亚硫酸中放置24小时 24 hours exposure to 50±5ppm SO2 gas 40±2℃	外观 Appearance	无损坏 No Damage
			接触抵抗 Contact Resistance	60mΩ MAX
4.3.11	耐氨性 NH3 Gas	适合FPC/FFC/电缆线的嵌合;浓度为28%的氨水容器中;放置40分钟。 40 minutes exposure to NH3 Gas evaporating from 28% Ammonia solution	外观 Appearance	无损坏 No Damage
			接触抵抗 Contact Resistance	60mΩ MAX
4.3.13	耐焊接热 Resistance to Soldering heat	在245±5℃回流焊中经高温区60±0.5sec条件下。 soldering Time: 60±0.5secsoldering Temperature: 245±5℃	外观 Appearance	无损坏、变形 No Damage



CKTS	DIM A	DIM B	DIM C	DIM D
4	3.00	5.10	9.05	11.00
5	4.00	6.10	10.05	12.00
6	5.00	7.10	11.05	13.00
7	6.00	8.10	12.05	14.00
8	7.00	9.10	13.05	15.00
9	8.00	10.10	14.05	16.00
10	9.00	11.10	15.05	17.00
11	10.00	12.10	16.05	18.00
12	11.00	13.10	17.05	19.00
13	12.00	14.10	18.05	20.00
14	13.00	15.10	19.05	21.00
15	14.00	16.10	20.05	22.00
16	15.00	17.10	21.05	23.00
17	16.00	18.10	22.05	24.00
18	17.00	19.10	23.05	25.00
19	18.00	20.10	24.05	26.00
20	19.00	21.10	25.05	27.00
21	20.00	22.10	26.05	28.00
22	21.00	23.10	27.05	29.00
23	22.00	24.10	28.05	30.00
24	23.00	25.10	29.05	31.00
25	24.00	26.10	30.05	32.00
26	25.00	27.10	31.05	33.00
27	26.00	28.10	32.05	34.00
28	27.00	29.10	33.05	35.00
29	28.00	30.10	34.05	36.00
30	29.00	31.10	35.05	37.00

- Note:**
- Material:**
    - Housing: thermoplastic high temp. UL94V-0; Color: natural.
    - Latch: thermoplastic high temp. UL94V-0; Color: black.
    - Terminal: copper alloy T=0.25mm
    - Fitting Nail: copper alloy T=0.25mm
  - Finish:**
    - Terminal: Underplating: matt Tin overall.
    - Fitting Nail: Underplating: matt Tin overall.
  - Product must comply HF RoHS specification.

CUSTOMER DRAWING		Project View	
Tolerance (unspecified):	0.0	Project Name (产品名):	1.0P1Tech-H=2.5 FPC CONN R/A SHFT Lower K TYPE (I)
(未注公差):	0.0	Scale (比例):	1:1
Size (规格):	4.5°	Product No (产品料号):	FPC1025NPR1TJ2-1
UNIT (单位):	MM	Designer (设计):	
Scale (比例):	1:1	Checked (审核):	
Product Name (产品名):	1.0P1Tech-H=2.5 FPC CONN R/A SHFT Lower K TYPE (I)	Approved (批准):	

Rev	Change Description	Date	Author
A	初版发行	2011/12/23	Allan
版本	变更内容	日期	制/修订人

深圳市赛拓科技有限公司