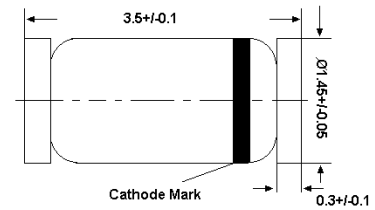


ZMM1V0 THRU ZMM75V

Silicon Epitaxial Planar Zener Diodes

in MiniMELF case especially for automatic insertion.
 The Zener voltages are graded according to the international E24 standard. Smaller voltage tolerances and higher Zener voltages are upon request.

LL-34



Glass case MiniMELF
 Dimensions in mm

Absolute Maximum Ratings ($T_a = 25\text{ }^\circ\text{C}$)

| Parameter | Symbol | Value | Unit |
|---------------------------|------------------|-------------------|------------------|
| Power Dissipation | P_{tot} | 500 ¹⁾ | mW |
| Junction Temperature | T_j | 175 | $^\circ\text{C}$ |
| Storage Temperature Range | T_{stg} | - 55 to + 175 | $^\circ\text{C}$ |

¹⁾ Valid provided that electrodes are kept at ambient temperature

Characteristics at $T_a = 25\text{ }^\circ\text{C}$

| Parameter | Symbol | Max. | Unit |
|---|------------------|-------------------|------|
| Thermal Resistance Junction to Ambient Air | R_{thA} | 0.3 ¹⁾ | K/mW |
| Forward Voltage at $I_F = 100\text{ mA}$ | V_F | 1 | V |

¹⁾ Valid provided that electrodes are kept at ambient temperature

ZMM1V0 THRU ZMM75V

Characteristics at $T_a = 25\text{ }^\circ\text{C}$

| Type | Zener Voltage Range ¹⁾ | | | Dynamic Resistance | | | Reverse Leakage Current | | | Temp. Coefficient of Zener Voltage |
|--------|-----------------------------------|-------------|-------------|--------------------|-------------------|-------------|----------------------------------|-----------------------------------|----------|------------------------------------|
| | V_{Znom} | V_{ZT} | at I_{ZT} | Z_{ZT} | Z_{ZK} | at I_{ZK} | $T_a = 25\text{ }^\circ\text{C}$ | $T_a = 125\text{ }^\circ\text{C}$ | at V_R | |
| | (V) | (V) | (mA) | Max. (Ω) | Max. (Ω) | (mA) | Max. (μA) | Max. (μA) | (V) | |
| ZMM1V0 | 0.75 | 0.7...0.8 | 5 | 8 | 50 | 1 | - | - | - | -0.26...-0.23 |
| ZMM2V0 | 2 | 1.8...2.15 | 5 | 85 | 600 | 1 | 100 | 200 | 1 | -0.09...-0.06 |
| ZMM2V2 | 2.2 | 2.08...2.33 | 5 | 85 | 600 | 1 | 75 | 160 | 1 | -0.09...-0.06 |
| ZMM2V4 | 2.4 | 2.28...2.56 | 5 | 85 | 600 | 1 | 50 | 100 | 1 | -0.09...-0.06 |
| ZMM2V7 | 2.7 | 2.5...2.9 | 5 | 85 | 600 | 1 | 10 | 50 | 1 | -0.09...-0.06 |
| ZMM3V0 | 3 | 2.8...3.2 | 5 | 85 | 600 | 1 | 4 | 40 | 1 | -0.08...-0.05 |
| ZMM3V3 | 3.3 | 3.1...3.5 | 5 | 85 | 600 | 1 | 2 | 40 | 1 | -0.08...-0.05 |
| ZMM3V6 | 3.6 | 3.4...3.8 | 5 | 85 | 600 | 1 | 2 | 40 | 1 | -0.08...-0.05 |
| ZMM3V9 | 3.9 | 3.7...4.1 | 5 | 85 | 600 | 1 | 2 | 40 | 1 | -0.08...-0.05 |
| ZMM4V3 | 4.3 | 4...4.6 | 5 | 75 | 600 | 1 | 1 | 20 | 1 | -0.06...-0.03 |
| ZMM4V7 | 4.7 | 4.4...5 | 5 | 60 | 600 | 1 | 0.5 | 10 | 1 | -0.05...+0.02 |
| ZMM5V1 | 5.1 | 4.8...5.4 | 5 | 35 | 550 | 1 | 0.1 | 2 | 1 | -0.02...+0.02 |
| ZMM5V6 | 5.6 | 5.2...6 | 5 | 25 | 450 | 1 | 0.1 | 2 | 1 | -0.05...+0.05 |
| ZMM6V2 | 6.2 | 5.8...6.6 | 5 | 10 | 200 | 1 | 0.1 | 2 | 2 | 0.03...0.06 |
| ZMM6V8 | 6.8 | 6.4...7.2 | 5 | 8 | 150 | 1 | 0.1 | 2 | 3 | 0.03...0.07 |
| ZMM7V5 | 7.5 | 7...7.9 | 5 | 7 | 50 | 1 | 0.1 | 2 | 5 | 0.03...0.07 |
| ZMM8V2 | 8.2 | 7.7...8.7 | 5 | 7 | 50 | 1 | 0.1 | 2 | 6.2 | 0.03...0.08 |
| ZMM9V1 | 9.1 | 8.5...9.6 | 5 | 10 | 50 | 1 | 0.1 | 2 | 6.8 | 0.03...0.09 |
| ZMM10V | 10 | 9.4...10.6 | 5 | 15 | 70 | 1 | 0.1 | 2 | 7.5 | 0.03...0.1 |
| ZMM11V | 11 | 10.4...11.6 | 5 | 20 | 70 | 1 | 0.1 | 2 | 8.2 | 0.03...0.11 |
| ZMM12V | 12 | 11.4...12.7 | 5 | 20 | 90 | 1 | 0.1 | 2 | 9.1 | 0.03...0.11 |
| ZMM13V | 13 | 12.4...14.1 | 5 | 26 | 110 | 1 | 0.1 | 2 | 10 | 0.03...0.11 |
| ZMM15V | 15 | 13.8...15.6 | 5 | 30 | 110 | 1 | 0.1 | 2 | 11 | 0.03...0.11 |
| ZMM16V | 16 | 15.3...17.1 | 5 | 40 | 170 | 1 | 0.1 | 2 | 12 | 0.03...0.11 |
| ZMM18V | 18 | 16.8...19.1 | 5 | 50 | 170 | 1 | 0.1 | 2 | 13 | 0.03...0.11 |
| ZMM20V | 20 | 18.8...21.2 | 5 | 55 | 220 | 1 | 0.1 | 2 | 15 | 0.03...0.11 |
| ZMM22V | 22 | 20.8...23.3 | 5 | 55 | 220 | 1 | 0.1 | 2 | 16 | 0.04...0.12 |
| ZMM24V | 24 | 22.8...25.6 | 5 | 80 | 220 | 1 | 0.1 | 2 | 18 | 0.04...0.12 |
| ZMM27V | 27 | 25.1...28.9 | 5 | 80 | 220 | 1 | 0.1 | 2 | 20 | 0.04...0.12 |
| ZMM30V | 30 | 28...32 | 5 | 80 | 220 | 1 | 0.1 | 2 | 22 | 0.04...0.12 |
| ZMM33V | 33 | 31...35 | 5 | 80 | 220 | 1 | 0.1 | 2 | 24 | 0.04...0.12 |
| ZMM36V | 36 | 34...38 | 5 | 80 | 220 | 1 | 0.1 | 2 | 27 | 0.04...0.12 |
| ZMM39V | 39 | 37...41 | 2.5 | 90 | 500 | 0.5 | 0.1 | 5 | 30 | 0.04...0.12 |
| ZMM43V | 43 | 40...46 | 2.5 | 90 | 500 | 0.5 | 0.1 | 5 | 33 | 0.04...0.12 |
| ZMM47V | 47 | 44...50 | 2.5 | 110 | 600 | 0.5 | 0.1 | 5 | 36 | 0.04...0.12 |
| ZMM51V | 51 | 48...54 | 2.5 | 125 | 700 | 0.5 | 0.1 | 10 | 39 | 0.04...0.12 |
| ZMM56V | 56 | 52...60 | 2.5 | 135 | 700 | 0.5 | 0.1 | 10 | 43 | 0.04...0.12 |
| ZMM62V | 62 | 58...66 | 2.5 | 150 | 1000 | 0.5 | 0.1 | 10 | 47 | 0.04...0.12 |
| ZMM68V | 68 | 64...72 | 2.5 | 200 | 1000 | 0.5 | 0.1 | 10 | 51 | 0.04...0.12 |
| ZMM75V | 75 | 70...79 | 2.5 | 250 | 1000 | 0.5 | 0.1 | 10 | 56 | 0.04...0.12 |

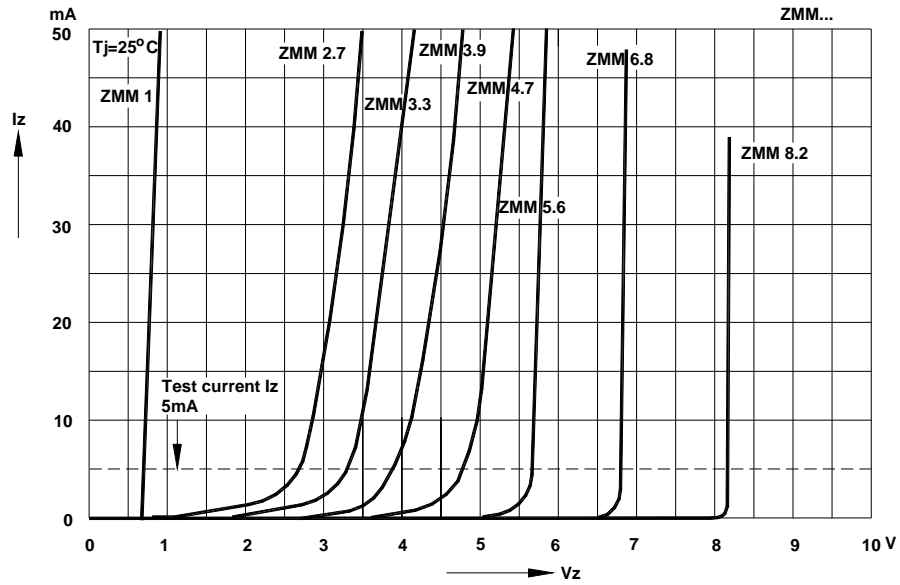
¹⁾ Tested with pulses $t_p = 20\text{ ms}$.

²⁾ The ZMM1 is a silicon diode with operation in forward direction. Hence, the index of all parameters should be "F" instead of "Z". Connect the cathode electrode to the negative pole.

ZMM1V0 THRU ZMM75V

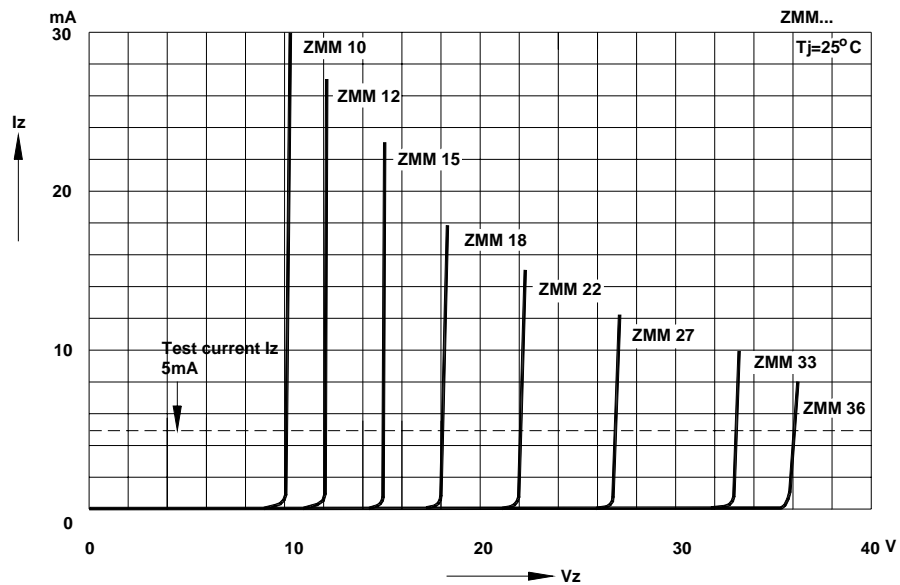
Breakdown characteristics

$T_j = \text{constant (pulsed)}$

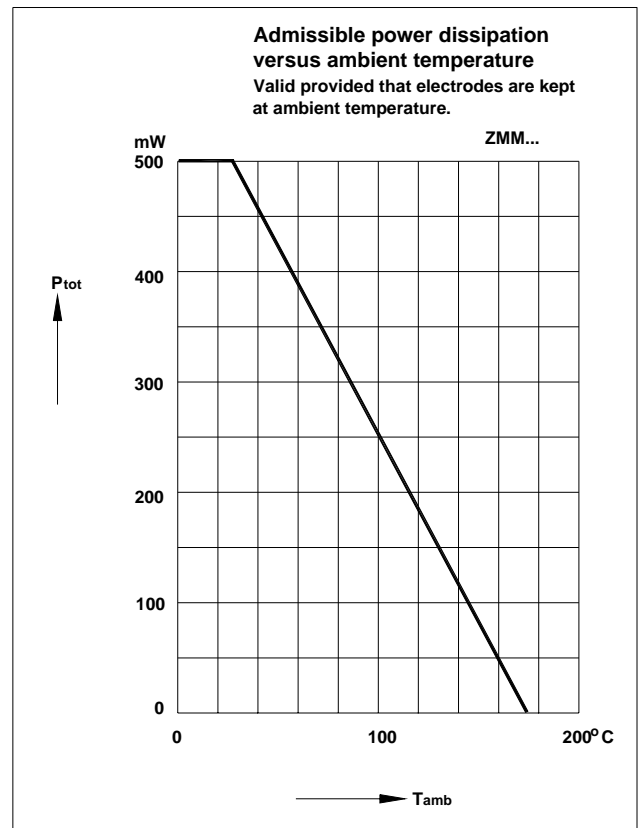
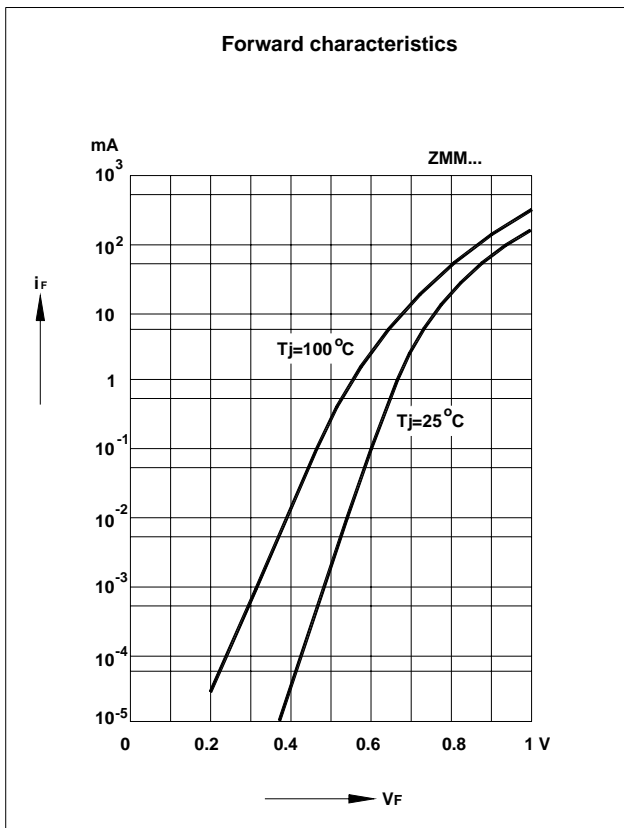
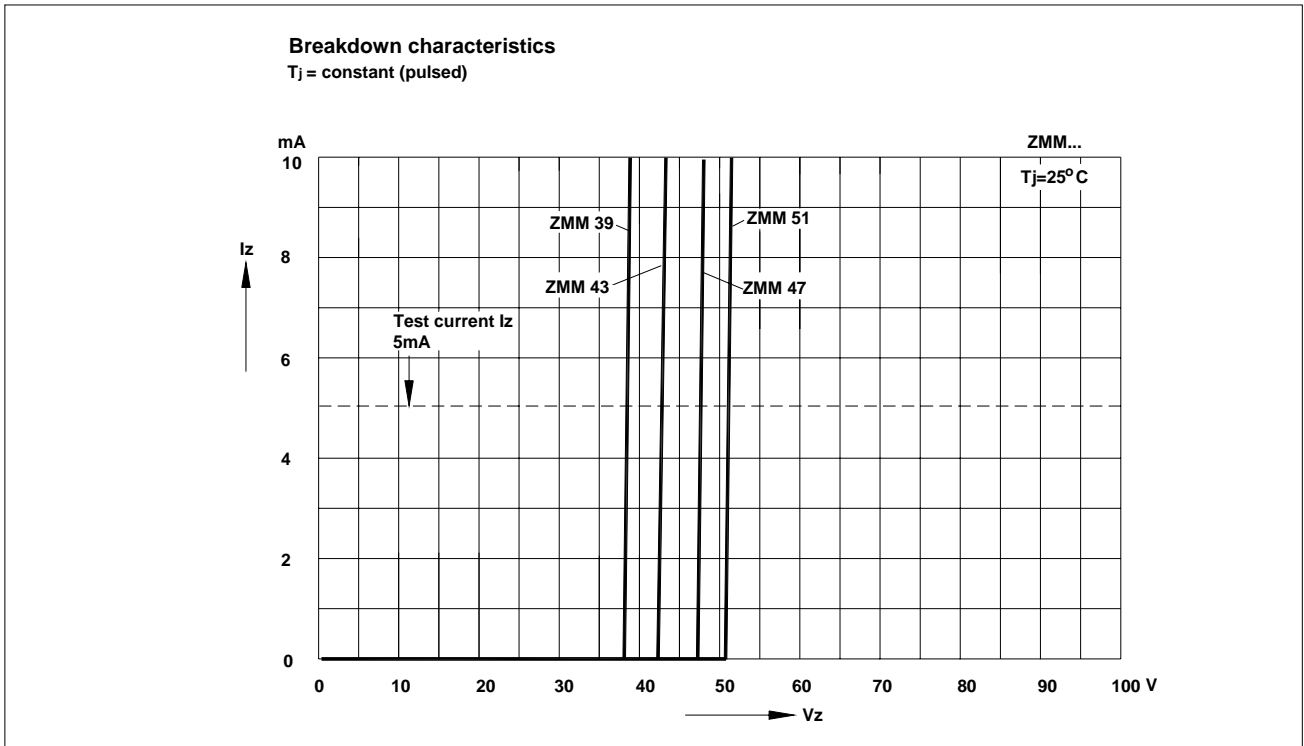


Breakdown characteristics

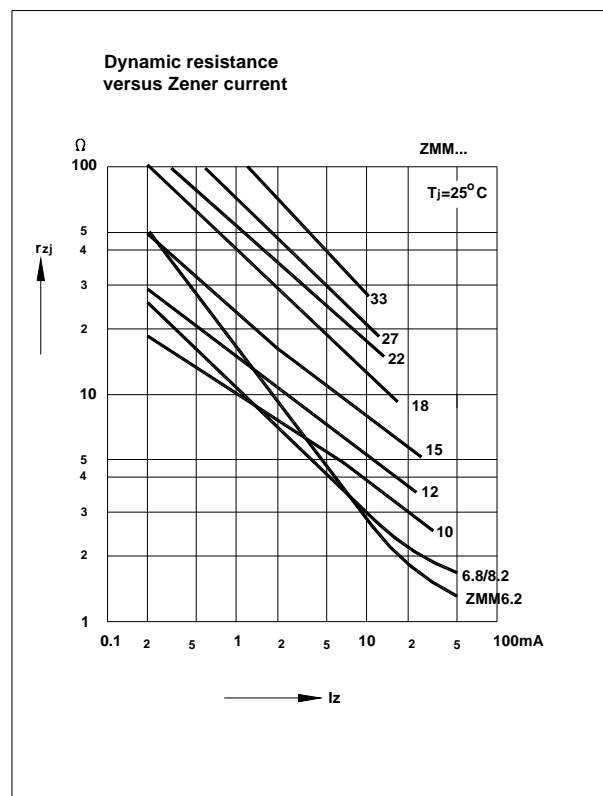
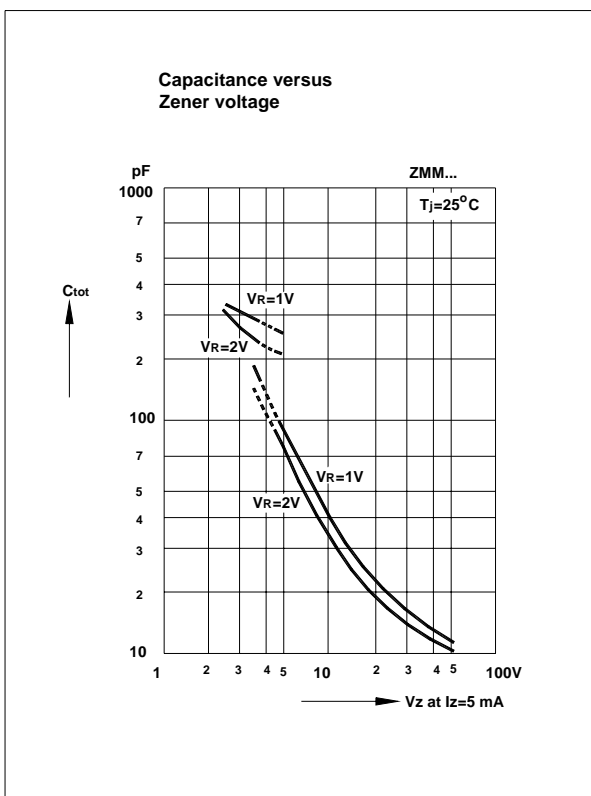
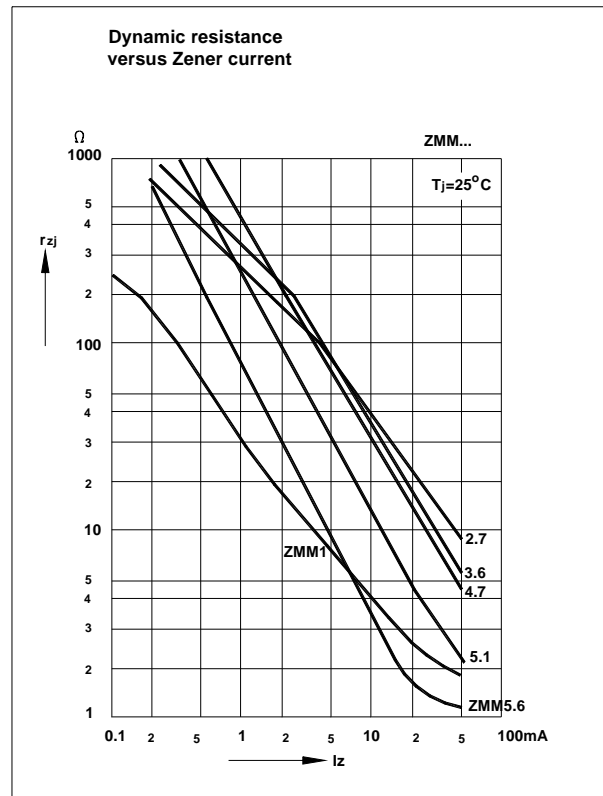
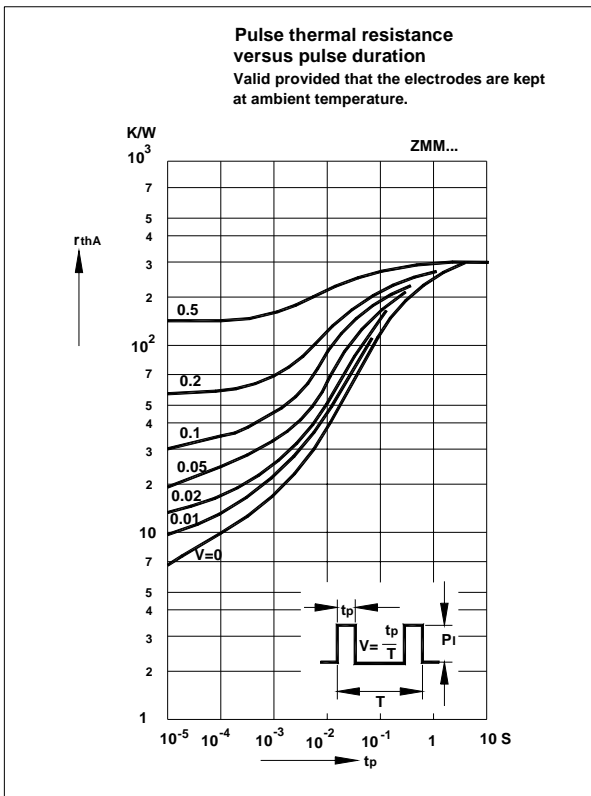
$T_j = \text{constant (pulsed)}$



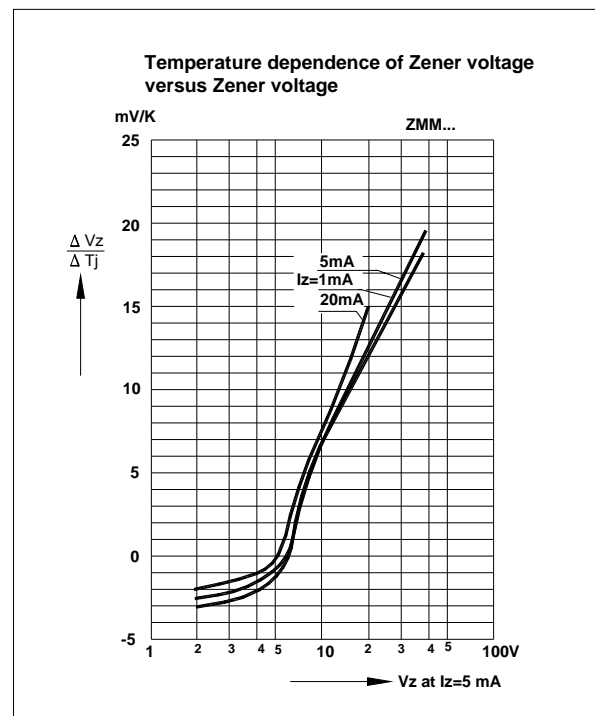
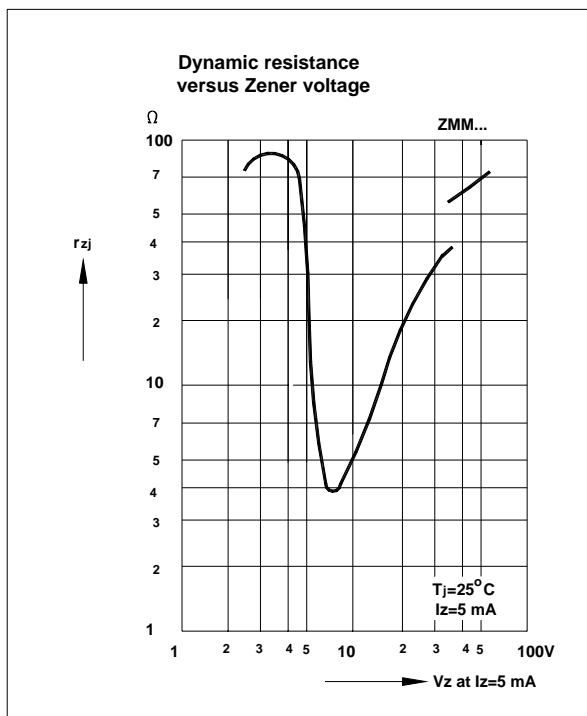
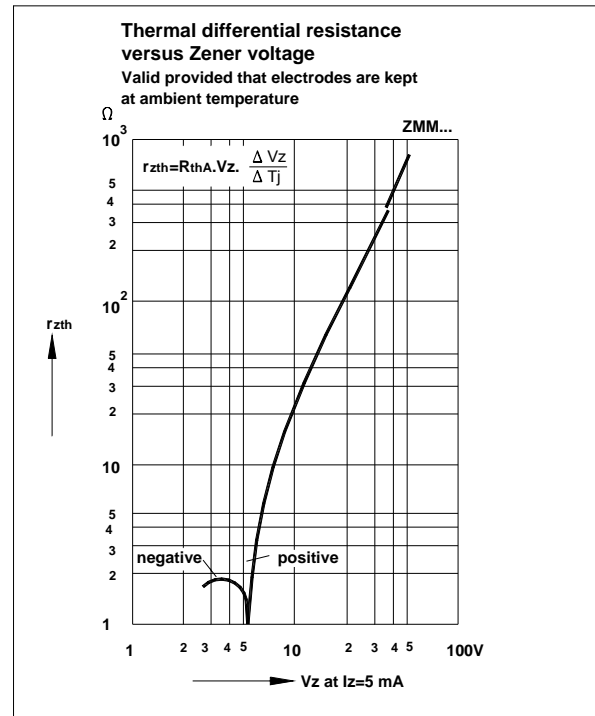
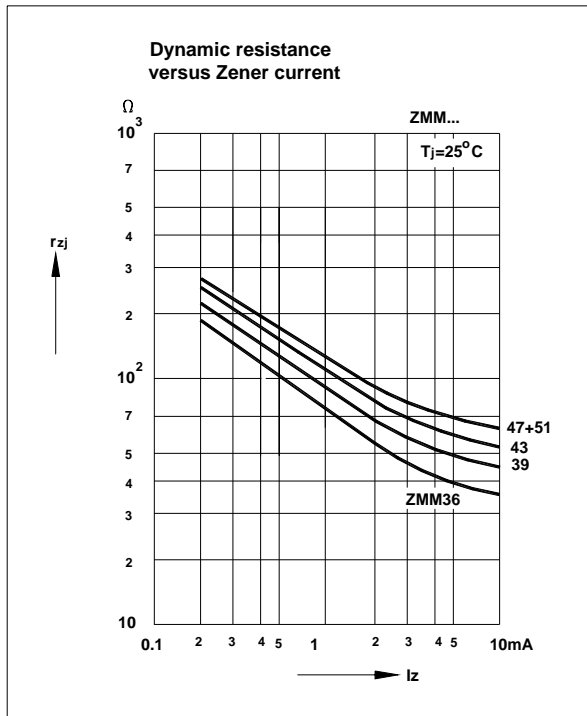
ZMM1V0 THRU ZMM75V



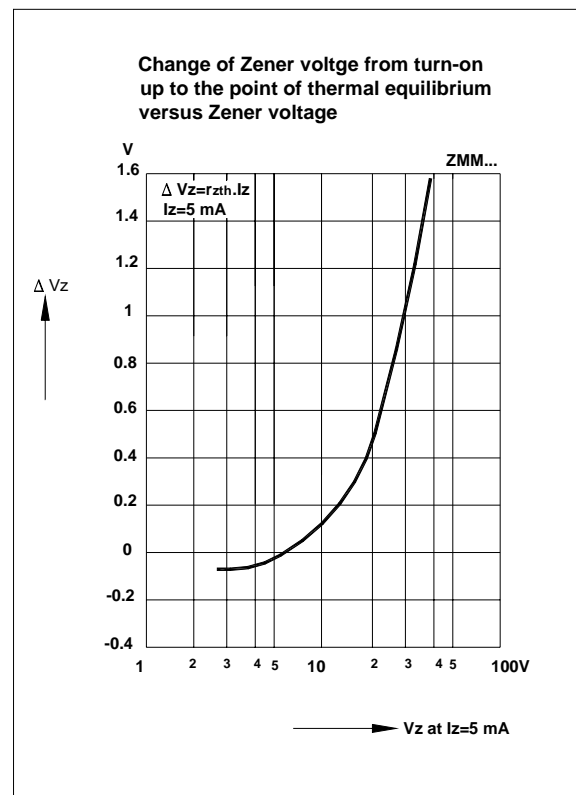
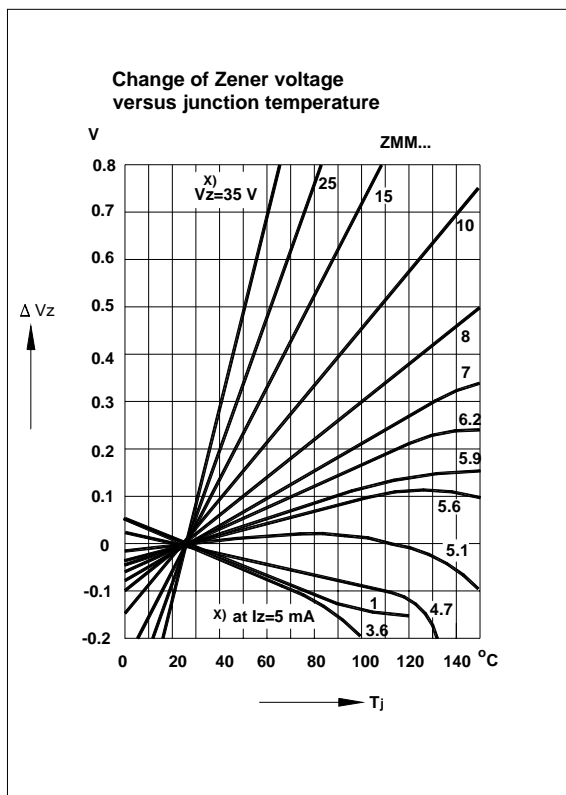
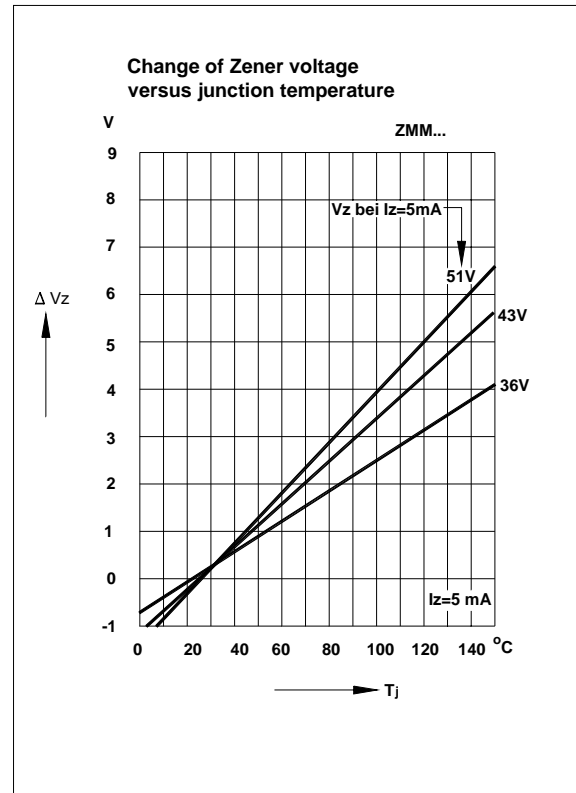
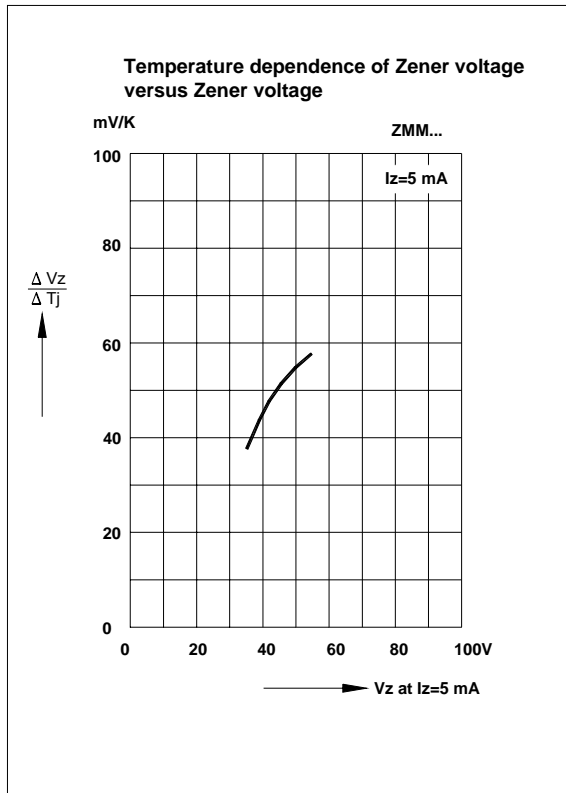
ZMM1V0 THRU ZMM75V



ZMM1V0 THRU ZMM75V



ZMM1V0 THRU ZMM75V



ZMM1V0 THRU ZMM75V

