

5G智能物联网

SC171开发套件V2开箱

广和通大学计划项目组

2024Q2



目录

1、配件检查

2、硬件搭建

3、基本使用

1

配件检查

配件检查

总体包装，上面印有SC171开发套件V2的标签



配件检查

包装箱第一层



7根射频线

1根GPIO异形口转接线
5根UART异形口转接线
2根CAN异形口转接线
2根喇叭异形口转接线

6根5G/WIFI天线

配件检查

包装箱第二层



1根GNSS天线

1根USB异形口转TYPE A
转接线

1个电源适配器


SC171开发板
附带1个散热器

2

硬件搭建

硬件搭建

天线的安装





注意事项:

GNSS天线需接入GNSS接口，见图中标记位置
其他天线无特别顺序要求

硬件搭建


转接线的安装

GPIO、UART、CAN、喇叭、异性USB分别使用一根进行演示



硬件搭建

散热器的安装





将散热器的USB接入TYPE A 接口即可

3

基本使用

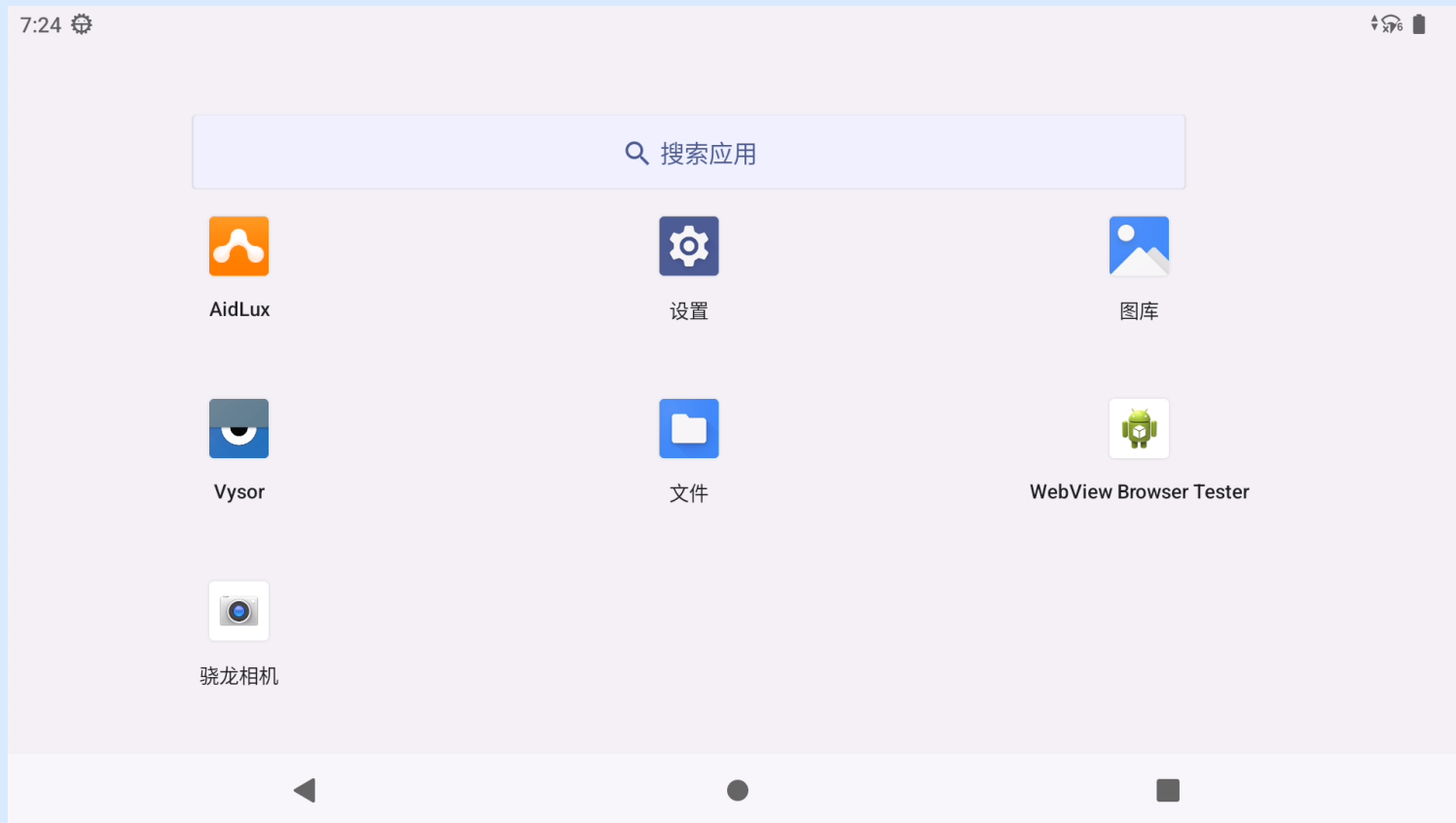
基本使用

打开自动开机拨码，使用电源适配器供电



基本使用

使用TYPE C数据线连接到电脑，使用虚拟屏连接屏幕，开始使用



完美无线体验

广和通致力于将可靠、便捷、安全、智能的无线通信解决方案普及至每一个物联网应用场景，为用户带来完美无线体验，丰富智慧生活。

We are committed to enabling industries with reliable, accessible, secure, and intelligent IoT wireless solutions and wireless module products to maximize their value, providing a perfect wireless experience to people and enriching smart life of the whole society.

Copyright©2023 Fibocom Wireless Inc. All Rights Reserved.
The information in this document may contain predictive statements including, without limitation, statements regarding the future financial and operating results, future product portfolio, new technology, etc. There are a number of factors that could cause actual results and developments to differ materially from those expressed or implied in the predictive statements. Therefore, such information is provided for reference purpose only and constitutes neither an offer nor an acceptance. Fibocom may change the information at any time without notice.

深圳市广和通无线股份有限公司



☎ 0755-26733555

🏢 深圳市南山区西丽街道打石一路深圳国际创新谷六栋A座10-14层

🌐 www.fibocom.com

Fibocom 广和通