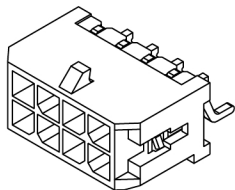
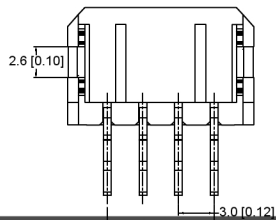
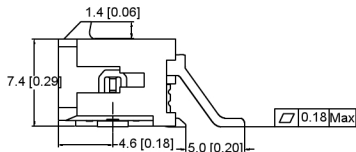
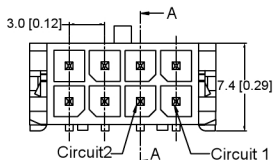


## Specifications :

- Voltage rating: 250V AC / DC
- Current rating: 5A AC / DC
- Withstanding voltage: 1500V AC/minute
- Temperature range:  $-40^{\circ}\text{C}$ ~ $+105^{\circ}\text{C}$
- Insulation resistance:  $\geq 1000\text{M}\Omega$
- Contact resistance:  $\leq 10\text{m}\Omega$
- After environmental testing :  $\leq 20\text{m}\Omega$

X3025 WR S-2\*XX E-LP SW

- Series No.
- Category : W-WAFER
- Welding Boa rd Angle : R-Straight ht 18°
- Welding Way : S-SMT
- Row No.-Pin No.: 2\*XX-2\*02P~2\*22P
- Plug the Pin & Special No.: E-Type E
- Material: LP-LCP 94V-0
- Plating Category: SW-Fog Tin plating



Poles	Dimensions (mm)		Poles	Dimensions (mm)	
	A	B		A	B
2*01	---	6.65	2*07	18.00	24.65
2*02	3.00	9.65	2*08	21.00	27.65
2*03	6.00	12.65	2*09	24.00	30.65
2*04	9.00	15.65	2*10	27.00	33.65
2*05	12.00	18.65	2*11	50.00	36.65
2*06	15.00	21.65	2*12	33.00	39.65

.....	LCP UL 94V-0	Brass	Matte tin	Brass	Tin-Plated	X3025H
PART NO	Material	Material(Pin)	Finish(Pin)	Material (Solder Tab)	Finish (Solder Tab)	Mates With XKB Housing

广东星坤科技股份有限公司

生 日期

文件工程章

REVISIONS  
www.heloxkb.com

	XKB	ANGLAR	$\pm 5^{\circ}$
		$L \leq 4$	$\pm 0.2$
		$4 < L \leq 16$	$\pm 0.3$
		$16 < L \leq 63$	$\pm 0.4$
		$L > 63$	$\pm 0.5$

UNSPECIFIED TOLERANCES

DSND	DATE	SCALE: NA	MODEL TYPE: X3025WRS-2*XXE-LP SW
DWVN	DATE	VIEW:	PART NO.:
CHKD	DATE	UNIT: mm/in	3.00 mm Crimp Style Connectors
APPD	DATE	SIZE: A4	DWG NO.:
XKB INDUSTRIAL PRECISION CO.,LIMITED			WEIGHT: 1.0g
			SHEET: 1/1
			REVISION: A0