

NOTE:

- 1. Rating1: DC12V 3A
Rating2: 48V DC/125V AC/250V AC 0.1A
- 2. Operating force: 130gf MAX
- 3. Electric Life: 100,000
- 4. Mechanical Life: 500,000
- 5. Ingress protection: IP67

| ITEM | PART NAME | TER'NO. | QTY. | MATERIAL | FINISHING | REMARK |
|------|---------------|---------|------|-----------------|----------------|--------|
| ⑧ | Handle | — | 1 | SUS | — | — |
| ⑦ | Shrapnel | — | 1 | Brass | Plating silver | — |
| ⑥ | Contact | — | 1 | Ag | — | — |
| ⑤ | Sealed Circle | — | 1 | Silicone Rubber | — | — |
| ④ | Terminal | — | 2 | Brass(0.50t) | Plating silver | — |
| ③ | Plunger | — | 1 | POM | Black | — |
| ② | Case | — | 1 | PA | Black | — |
| ① | Cover | — | 1 | PA | Black | — |

| APPROVALS | | DATE | | HRO 韩荣 ELECTRONICS CO.,LTD | | |
|----------------|--------|-------------|-------------|-------------------------------|------------------|--------------|
| DRAWN | LIUCAN | 2021.7.28 | | TITLE: | MICRO SWITCHS | |
| CHECKED | | | | PART NO. | K9-2841R-6XCN-1B | |
| APPROVALS | | | | UNIT: mm | SCALE: 1:1 | PROJ: |
| TOLERANCES ARE | | 30~以上 ±0.30 | 10~30 ±0.20 | ANGLE | UNIT: mm | SCALE: 1:1 |
| | | 5~10 ±0.15 | ~ 5 ±0.10 | ±2' | DRAWING NO. | SHEET 1 OF 1 |

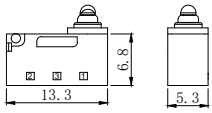
| ECN NO. | REV. | DATE. | DESCRIPTION. | CHANGE. | CHECK. | APPRO. |
|---------|------|-------|--------------|---------|--------|--------|
| | A | | NEW | | | |

K9-284□选型表

K9-2841N-1SDA-1A

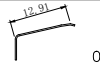

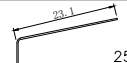
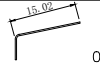

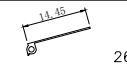
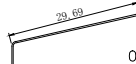

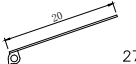


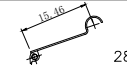

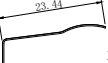


| 开关系列 | 名称 |
|------|--------|
| K9 | 防水微动开关 |





| 编码 | 线材长度L | 编码 | 线材长度L |
|----|-------|----|-------|
| 0 | 无线材省略 | C | 250mm |
| A | 150mm | D | 300mm |
| B | 200mm | 其它 | ... |

| 编码 | 图示 | 产品规格 |
|----|---|-----------------------|
| 4 |  | D型 13.3*5.3*6.8(帽型导芯) |




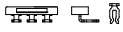









| 流水号 | 电线规格 | 流水号 | 电线规格 |
|-----|----------------|-----|-----------------------|
| 0 | 无线材省略 | 5 | 0.14mm2*6C |
| 1 | UL1007 22AWG美标 | 6 | UL1007 24AWG美标 |
| 2 | AVSS0.3日标 | 7 | 特氟龙24AWG |
| 3 | AVSS0.5日标 | 8 | VW-1 1015 20AWG |
| 4 | UL1007 20AWG美标 | 9 | UL2468 24AWG VW-1 80℃ |

| 编码 | 额定负载 |
|----|------------------|
| 1 | 3A 12V DC |
| | 0.1A 125/250V AC |
| | 0.1A 48V DC |
| 2 | 10(1.5)A 250V AC |

| 编码 | 手柄类型 | 编码 | 手柄类型 | 编码 | 手柄类型 |
|----|--|----|--|----|--|
| A |  01 | G |  08 | R |  25 |
| B |  02 | H |  09 | L |  26 |
| C |  03 | S |  18 | P |  27 |
| D |  05 | Q |  19 | M |  28 |
| E |  06 | J |  22 | N | 无手柄 |
| F |  07 | K |  23 | | |









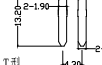









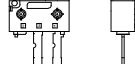



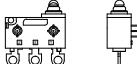

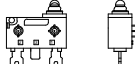
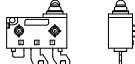

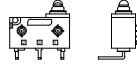
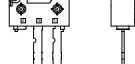

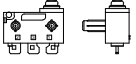

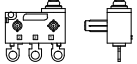
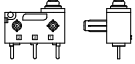
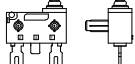
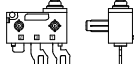


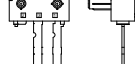



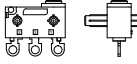
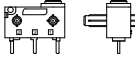
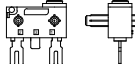
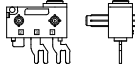
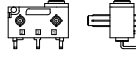

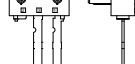
| 编码 | 图示 | 定位类型 |
|----|---|--------|
| N |  | 无定位柱 |
| R |  | 右侧双定位柱 |
| L |  | 左侧双定位柱 |
| D |  | 两侧双定位柱 |
| Q | | 其它 |

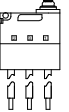
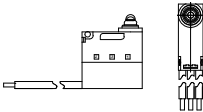
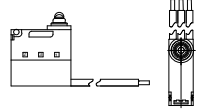
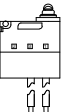
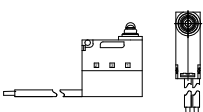
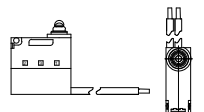
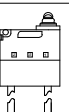
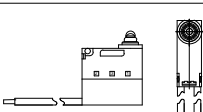
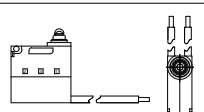
| 编码 | 定位柱长度L |
|----|--------|
| 0 | 无定位柱 |
| 1 | 1.5MM |
| 2 | 2.0MM |
| 3 | 2.5MM |
| 4 | 3.0MM |
| 5 | 3.5MM |
| 6 | 5.0MM |
| 7 | 1.3MM |

| 编码 | 端子类型 | 编码 | 端子类型 |
|----|---|----|---|
| S |  | T |  |
| H |  | E |  |
| B |  | W |  |
| P |  | X |  |
| K |  | Y |  |
| M |  | | |
| L |  | | |
| R |  | | |

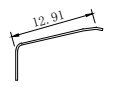
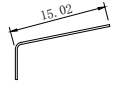
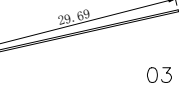
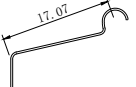
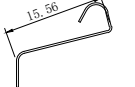
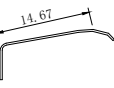
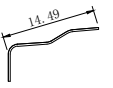
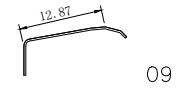
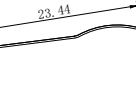
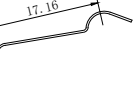
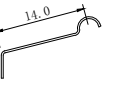
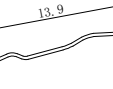

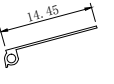
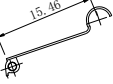
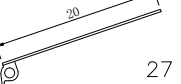
| 编码 | 触点类型 |
|----|------------|
| D | 常开/常闭 SPDT |
| B | 常开 SPST-NO |
| C | 常闭 SPST-NC |

D型 选型表

| 端子类型 定位柱类型 | | S型 | H型 | B型 | P型 | K型 | M型 | L型 | R型 | T型 | 其他/Other |
|--|---|---|---|---|--|---|---|---|---|---|----------|
| | |  |  |  |  |  |  |  |  |  | 其他/Other |
| N |  |  |  |  |  |  |  |  |  |  | |
| R |  |  |  |  |  |  |  |  |  |  | |
| L |  |  |  |  |  |  |  |  |  |  | |
| D |  |  |  |  |  |  |  |  |  |  | |
| 备注：定位柱长度"L"通常为1.5MM、2.0MM、2.5MM、3.0MM、3.5MM、5.0MM，也可根据客户需求定制长度 | | | | | | | | | | | |

| 端子类型 触点类型 | | W | X | Y |
|--------------|---|---|--|---|
| D 常开/常闭 |  |  |  | |
| B 常开 |  |  |  | |
| C 常闭 |  |  |  | |

手柄类型

| | | | | | | |
|----|-----|--|--|--|--|--|
| 手柄 | 插入式 |  01 |  02 |  03 |  05 |  06 |
| | 外扣式 |  07 |  08 |  09 |  22 |  23 |
| | |  18 |  19 |  25 | | |
| | |  26 |  28 |  27 | | |