

Specification Sheet for Approved

| | |
|--------------------|---------------|
| Customer Name: | |
| Customer Part No.: | |
| Ceaiya Part No: | CR6028 Series |
| Spec No: | L001-1 |

【For Customer Approval Only】

If you Approval, Please Stamp

【RoHS Compliant Parts】

| Approved By | Checked By | Prepared By |
|-------------|------------|-------------|
| 李庆辉 | 刘志坚 | 劳水花 |

Shenzhen Ceaiya Electronics Co., Ltd.

地址 1: 深圳市龙华区观湖街道鹭湖社区观盛二路 5 号捷顺科技中心 B706

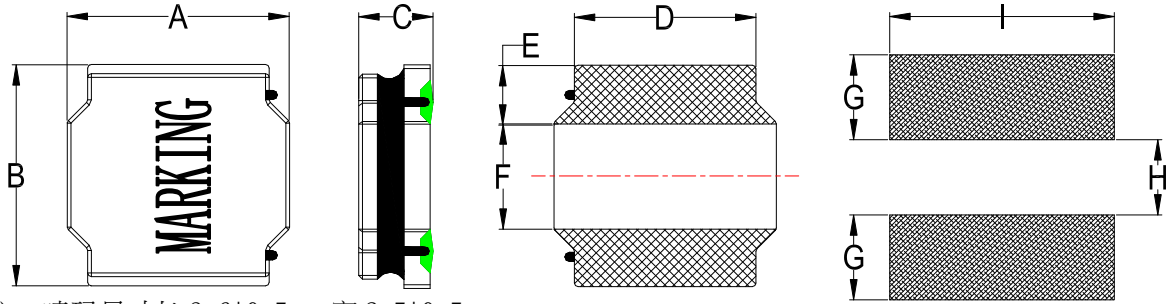
地址 2: 广东省东莞清溪镇青滨东路 105 号力合紫荆智能制造中心 10 栋

Http://www.szceaiya.com Tel: 0769-89135516 Fax: 0769-89135519

【Version of Changed Record】

| Rev. | Effective Date | Changed Contents | Change Reasons | Approved By |
|------|----------------|------------------|----------------|-------------|
| A0 | 2023.05.25 | New release | / | Li qing hui |
| | | | | |

1. Shape and Dimension (Unit:mm)



注：喷码尺寸长 3.6±0.5mm, 宽 2.5±0.5mm

| A | B | C | D | E | F | G | H | I |
|-----------|-----------|--------|---------|----------|---------|--------|---------|---------|
| 6.0 ± 0.3 | 6.0 ± 0.3 | 2.8Max | 4.9±0.3 | 1.55±0.3 | 2.9±0.3 | 1.7Ref | 2.8 Ref | 5.7 Ref |

2. Electronic Characteristics List

| Part Number | Inductance (uH) | Tolerance (±%) | DCR(mΩ) ±30% | Isat (A) | Irise (A) | Test Condition | Marking |
|---------------|-----------------|----------------|--------------|----------|-----------|----------------|---------|
| CR6028-1R0N | 1.0 | 30 | 12 | 6.70 | 4.60 | 100KHz /0.25V | 1R0 |
| CR6028-1R2N | 1.2 | 30 | 16 | 6.50 | 4.30 | 100KHz /0.25V | 1R2 |
| CR6028-1R5N/M | 1.5 | 30,20 | 16 | 6.00 | 4.30 | 100KHz /0.25V | 1R5 |
| CR6028-1R8N | 1.8 | 30 | 19 | 5.30 | 4.10 | 100KHz /0.25V | 1R8 |
| CR6028-2R2N/M | 2.2 | 30,20 | 20 | 5.10 | 3.75 | 100KHz /0.25V | 2R2 |
| CR6028-3R3N/M | 3.3 | 30,20 | 25 | 3.63 | 3.40 | 100KHz /0.25V | 3R3 |
| CR6028-4R7N/M | 4.7 | 30,20 | 33 | 3.00 | 3.00 | 100KHz /0.25V | 4R7 |
| CR6028-5R6N | 5.6 | 30 | 45 | 2.80 | 2.45 | 100KHz /0.25V | 5R6 |
| CR6028-6R8M | 6.8 | 20 | 56 | 2.60 | 2.40 | 100KHz /0.25V | 6R8 |
| CR6028-8R2M | 8.2 | 20 | 68 | 2.40 | 2.25 | 100KHz /0.25V | 8R2 |
| CR6028-100M | 10 | 20 | 78 | 2.05 | 1.90 | 100KHz /0.25V | 100 |
| CR6028-120M | 12 | 20 | 88 | 1.80 | 1.70 | 100KHz /0.25V | 120 |
| CR6028-150M | 15 | 20 | 125 | 1.75 | 1.50 | 100KHz /0.25V | 150 |
| CR6028-180M | 18 | 20 | 130 | 1.55 | 1.45 | 100KHz /0.25V | 180 |
| CR6028-220M | 22 | 20 | 140 | 1.45 | 1.40 | 100KHz /0.25V | 220 |
| CR6028-270M | 27 | 20 | 180 | 1.40 | 1.30 | 100KHz /0.25V | 270 |
| CR6028-330M | 33 | 20 | 220 | 1.35 | 1.10 | 100KHz /0.25V | 330 |
| CR6028-390M | 39 | 20 | 225 | 1.25 | 1.10 | 100KHz /0.25V | 390 |
| CR6028-470M | 47 | 20 | 280 | 1.15 | 1.05 | 100KHz /0.25V | 470 |
| CR6028-560M | 56 | 20 | 350 | 1.05 | 0.89 | 100KHz /0.25V | 560 |
| CR6028-680M | 68 | 20 | 420 | 0.95 | 0.85 | 100KHz /0.25V | 680 |
| CR6028-820M | 82 | 20 | 550 | 0.80 | 0.70 | 100KHz /0.25V | 820 |
| CR6028-101M | 100 | 20 | 670 | 0.65 | 0.60 | 100KHz /0.25V | 101 |
| CR6028-121M | 120 | 20 | 820 | 0.62 | 0.58 | 100KHz /0.25V | 121 |

※ All test data is referenced to 25°C ambient;

Isat : DC Saturation Current that will cause initial inductance to drop approximately 30% max.

Irise : DC Current that will cause an approximate ΔT of 40 °C

Measuring Instrument :

L:HIOKI3532-50

DCR:HIOKI 3540

Isat / Irise: 6377&6220Microtest

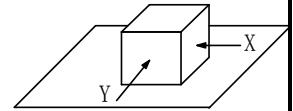
3. General Characteristics

3-1. Storage Temperature range : $-40^{\circ}\text{C} \sim +125^{\circ}\text{C}$

3-2. Operating temperature range: $-40^{\circ}\text{C} \sim +125^{\circ}\text{C}$ (Including coil's self temperature rise)

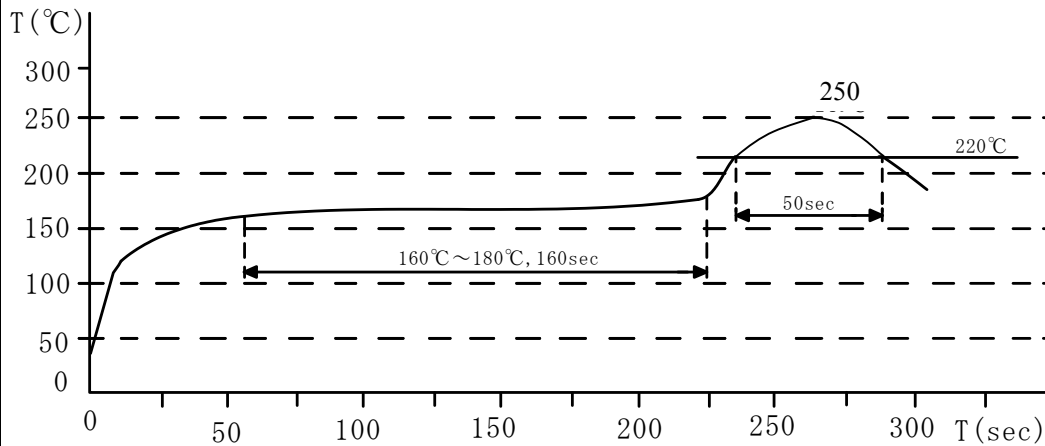
3-3. External appearance : No external defects can be found in the visual inspection.

3-4. Electrode strength : No electrode detachment should be found when the device is pushed in two directions of X and Y with the force of 10.0N for 60 ± 2 seconds after soldering between copper plate and the electrodes.
(Refer to figure at right)



3-5. Vibration test : Inductance deviation is within $\pm 10.0\%$ after 1 hour sweeping vibration in each three directions, namely, forward and backward, up and down, right and left. The frequency is $10 \sim 55 \sim 10\text{Hz}$ and the amplitude of 1 minute cycle is 1.5mm PP.

3-6. Recommended reflow condition:

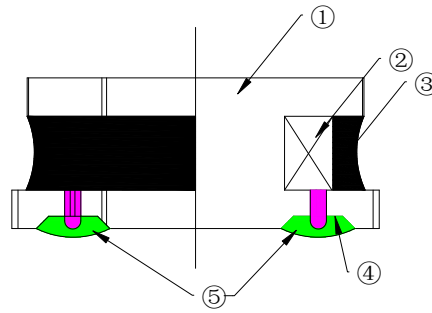


3-7. Humidity test : Inductance deviation is within $\pm 5.0\%$ after 96 ± 4 hours test under the condition of relative humidity of $90 \sim 95\%$ and temperature of $60 \pm 2^{\circ}\text{C}$, and 1 hour storage under room ambient conditions after the device is wiped with dry cloth.

LEAD-FREE

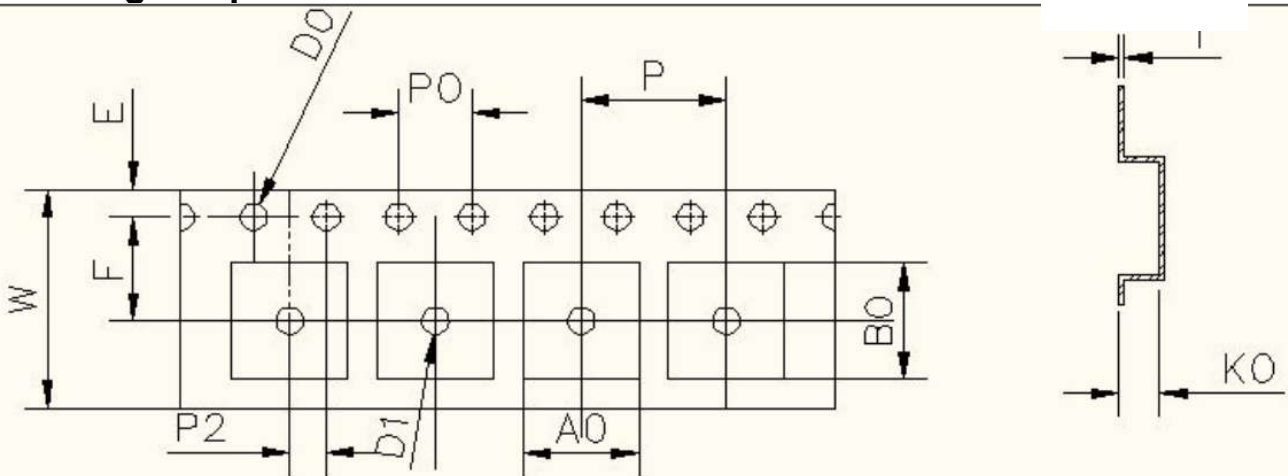


4. Construction and materials



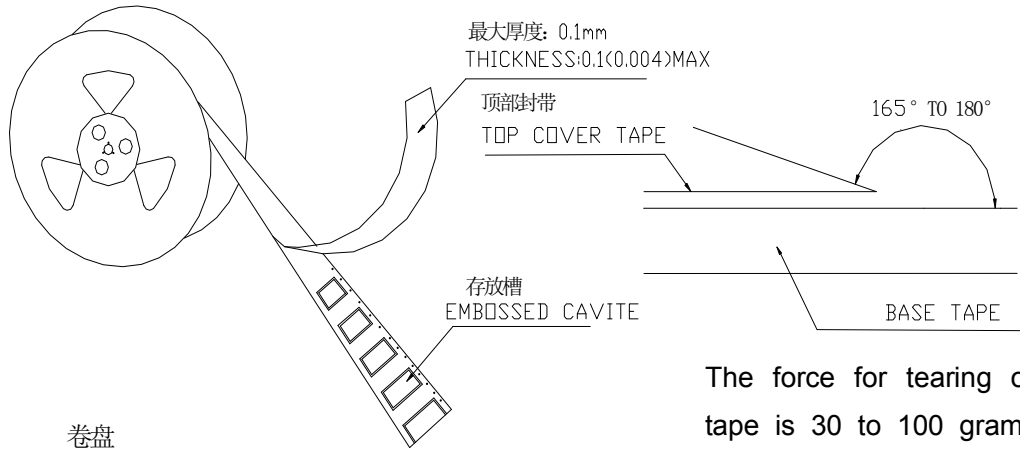
| No. | Part name | Material | Ceaiya P/N |
|-----|--------------------|---|------------|
| ① | Drum Core | Ni-Zn Ferrite Core | TW/CY |
| ② | Wire | Polyurethane enameled copper wire | YLSL |
| ③ | Adhesive | Epoxy Resin Magnetic Powder | |
| ④ | Plating Electrodes | Plating: Ag 3-7 μm Ni 1-3 μm Sn 3-7 μm | |
| ⑤ | Outer Electrodes | Top surface solder coating Sn99%、 Ag0.3%、Cu0.7% | YX |

5. Package Specification

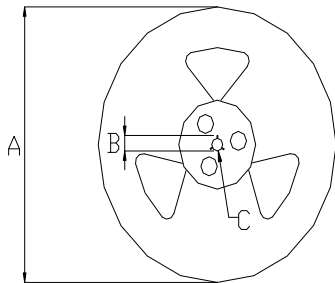


| ITEM | W | A0 | B0 | K0 | P | F | E | D0 | D1 | P0 | P2 | T |
|------|-----------|-----------|-----------|-----------|-----------|------------|-----------|------|------|-----------|-----------|------------|
| DIM | 12.00 | 6.4 | 6.3 | 3.15 | 8.00 | 5.50 | 1.75 | 1.50 | 1.50 | 4.00 | 2.00 | 0.35 |
| TOLE | ± 0.3 | ± 0.1 | ± 0.1 | ± 0.1 | ± 0.1 | ± 0.15 | ± 0.1 | +0.1 | +0.1 | ± 0.1 | ± 0.1 | ± 0.05 |

6. CARRIER REEL DIMENSIONS:

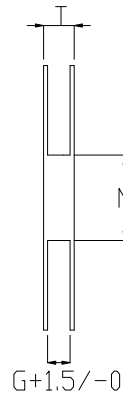


卷盘
Carrier Tape Reel



The force for tearing off cover tape is 30 to 100 grams in the arrow direction/按箭头的方向施加 30 克至 100 克力撕开

材质: 塑胶
MATERIAL: PLASTIC

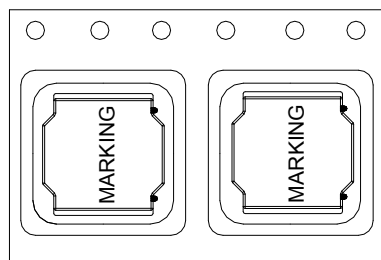


Unit: mm

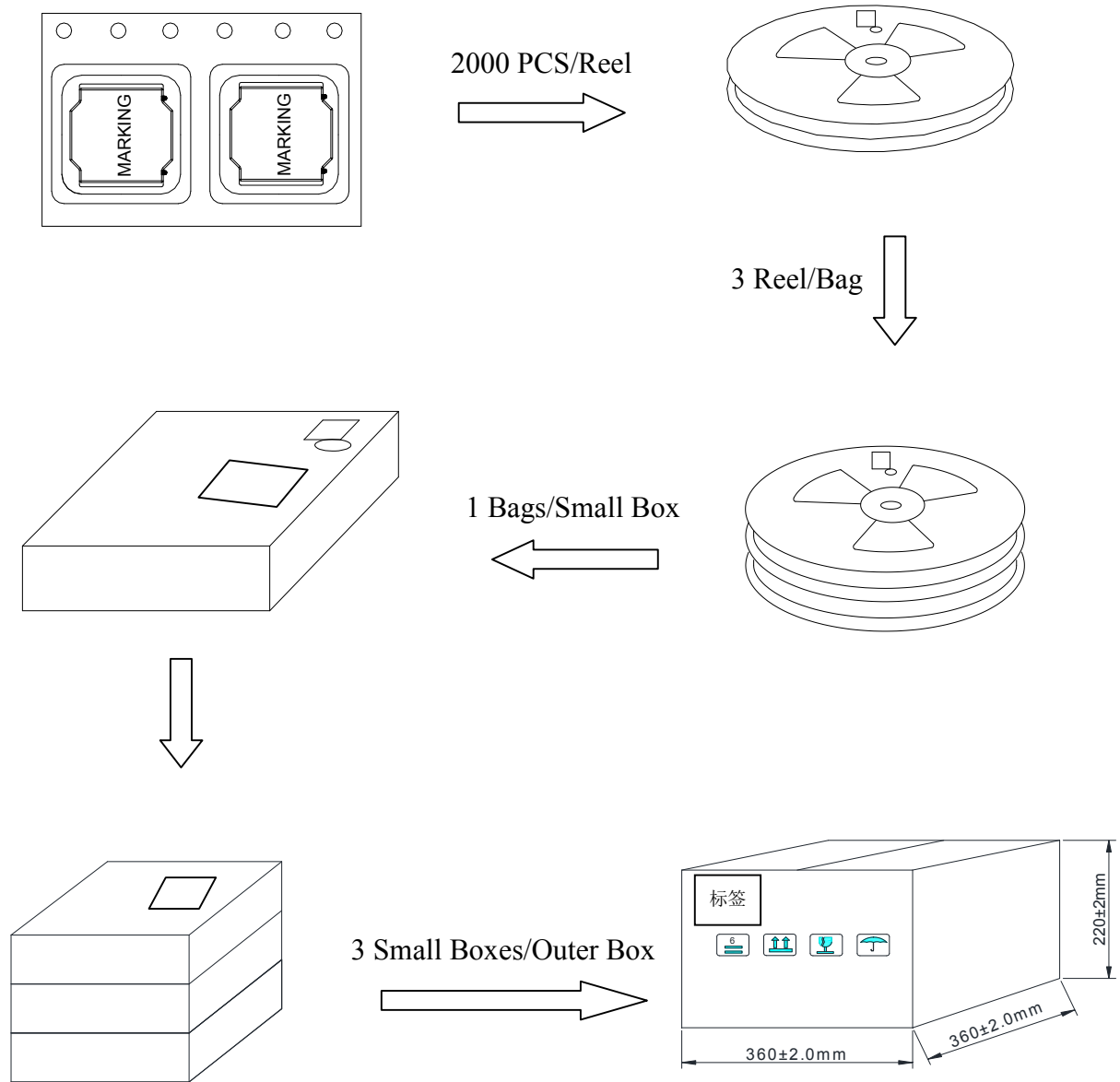
| Type | A | B | C | G | N | T |
|------|-----|--------|--------|------|-----|------|
| 12mm | 330 | 21±0.8 | 13±0.4 | 12.4 | 100 | 16.4 |

7. PACKAGE SPECIFICATION :

2KPCS/Reel 6KPCS/Inner Box 18KPCS/Outer Box



8. PACK :

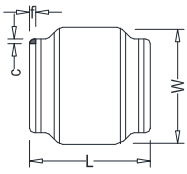
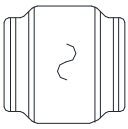
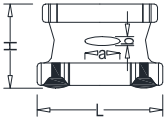
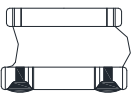
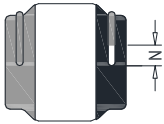
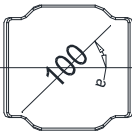


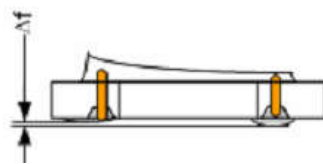
内箱规格: 350*340*60 mm

外箱规格: 360*360*220 mm

2KPCS/Reel 6KPCS/Inner Box 18KPCS/Outer Box

Visual Inspection Standard of Product

| No. | Defect Item | Figure | Rejection Identification | Acceptance |
|-----|----------------|---|---|------------|
| 1 | Core Defect |  | The defect length(c or f) more than L/6 or W/6 , NG | AQL=0.65 |
| 2 | Core Crack |  | Visual cracks , NG | AQL=0.65 |
| 3 | Starvation |  | (1)Resin starved length a more than L/2, NG (2)When L>2mm, b>H/2, NG (3)When L≤2mm, b don't control | AQL=0.65 |
| 4 | Excessive glue |  | The length, width or height of product beyond specified value, NG | AQL=0.65 |
| 5 | Cold Solder |  | (1)For CR2520** Series , cold solder N>0.5mm,NG (2)For other series, cold solder N>1mm,NG | AQL=0.65 |
| 6 | Marking Defect |  | The marking angle a>45° , NG | AQL=0.65 |



Δf: Clearance between terminal and the surface of plate must be 0.2mm max when coil is placed on a flat plate.