



SEA & LAND ELECTRONIC CORP.

WWW.SEALAND-PPTC.COM

ALPHA-TOP TECHNOLOGY CORP.

APPROVAL SHEET

MODEL NO.: nSMD016-30V

CUSTOMER:

CUSTOMER'S APPROVAL:

AUTHORIZED SIGNATURE/STAMP:

DATE

MANUFACTURER:

HEAD OFFICE:


13F.,No.120-10,Sec.3,Zhongshan Rd.,Zhonghe Dist.,New Taipei City 23544,Taiwan
Tel: 886-2-8221-2567
Fax:882-2-2225-7268
E-mail:service@chipfast.com.tw

China Branch:

Factory Building B)Shuangpeng,Weibu Village, Qiuchang Town,
Huiyang District, Huizhou City, Guangdong Province, P.R.C.)
Tel: 86-752-3562001
Fax:86-752-3558696
E-mail:service@atpptc.com

Submitted by: Chen
Approved by: YC Lin
DATE: 21-Dec-21

SEA & LAND ELECTRONIC CORP.



Features

- Surface Mount Devices
- Lead free device
- Size 3.2*1.6 mm/0.12*0.06 inch
- Surface Mount packaging for automated assembly

Applications

Almost anywhere there is a low voltage power supply, up to 60V and a load to be protected, including:

- Computer mother board, Modem, USB hub
- PDAs & Charger, Analog & digital line card
- Digital cameras, Disk drivers, CD-ROMs,

nSMD016-30V

Alpha-Top (Sea&Land Alliance)

Performance Specification

Model	Marking	V _{max} (Vdc)	I _{max} (A)	I _{hold} @25°C (A)	I _{trip} @25°C (A)	P _d Max. (W)	Maximum Time To Trip		Resistance		Agency Approval	
							Current (A)	Time (Sec)	R _{i_min} (Ω)	R _{1max} (Ω)	UL	TUV
nSMD016-30V	αD	30.0	100	0.16	0.37	0.6	1.00	0.30	1,200	5,000		

I_{hold} = Hold Current. Maximum current device will not trip in 25°C still air.
I_{trip} = Trip Current. Minimum current at which the device will always trip in 25°C still air.
V_{max} = Maximum operating voltage device can withstand without damage at rated current (I_{max}).
I_{max} = Maximum fault current device can withstand without damage at rated voltage (V_{max}).
P_d = Power dissipation when device is in the tripped state in 25°C still air environment at rated voltage.
R_{imin/max} = Minimum/Maximum device resistance prior to tripping at 25°C.
R_{1max} = Maximum device resistance is measured one hour post reflow.
CAUTION : Operation beyond the specified ratings may result in damage and possible arcing and flame.

Environmental Specifications

Test	Conditions	Resistance change
Passive aging	+85°C, 1000 hrs.	±5% typical
Humidity aging	+85°C, 85% R.H. , 168 hours	±5% typical
Thermal shock	+85°C to -40°C, 20 times	±33% typical
Resistance to solvent	MIL-STD-202, Method 215	No change
Vibration	MIL-STD-202, Method 201	No change
Ambient operating conditions :	- 40 °C to 85 °C	
Maximum surface temperature of the device in the tripped state is 125 °C		

Agency Approvals :

Regulation/Standard:



2015/863/EU
EN14582

I_{hold} Versus Temperature

Model	Maximum ambient operating temperature (T _{mao}) vs. hold current (I _{hold})								
	-40°C	-20°C	0°C	25°C	40°C	50°C	60°C	70°C	85°C
nSMD016-30V	0.236	0.210	0.185	0.160	0.136	0.120	0.112	0.096	0.088

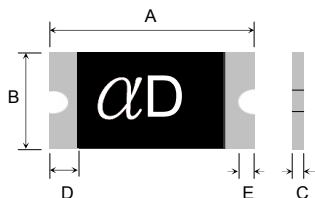
nSMD016-30V

Alpha-Top (Sea&Land Alliance)

Construction And Dimension (Unit:mm)

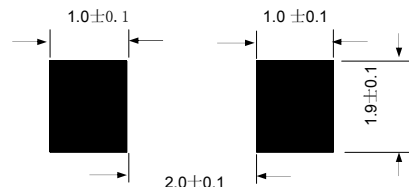
Model	A		B		C		D		E	
	Min.	Max.	Min.	Max.	Min.	Max.	Min.	Max.	Min.	Max.
nSMD016-30V	3.00	3.50	1.50	1.80	0.60	1.10	0.15	0.10		

Dimensions & Marking



α = Trademark
N = Part identification

Recommended Pad Layout (mm)



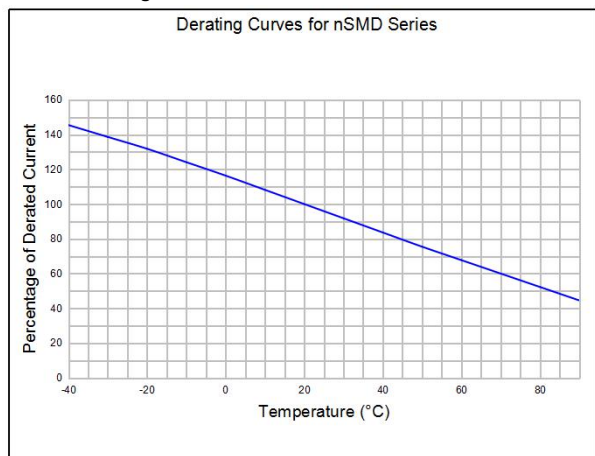
Termination Pad Characteristics

Terminal pad materials : Tin-plated Nickel-Copper
Terminal pad solderability : Meets EIA specification RS186-9E and ANSI/J-STD-002 Category 3.

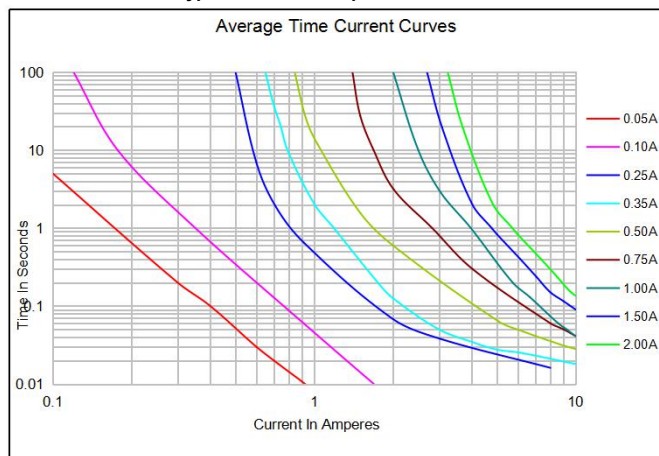
Rework

Use standard industry practices, the removal device must be replaced with a fresh one.

Thermal Derating Curve



Typical Time-To-Trip At 25°C



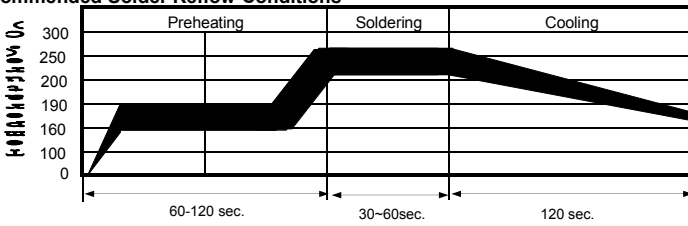
WARNING:

- Use PPTC beyond the maximum ratings or improper use may result in device damage and possible electrical arcing and flame.
- PPTC are intended for protection against occasional over current or over temperature fault conditions and should not be used when repeated fault conditions or prolonged trip events are anticipated.
- Device performance can be impacted negatively if devices are handled in a manner inconsistent with recommended electronic, thermal, and mechanical procedures for electronic components.
- Use PPTC with a large inductance in circuit will generate a circuit voltage (L di/dt) above the rated voltage of the PPTC.
- Avoid impact PPTC device its thermal expansion like placed under pressure or installed in limited space.
- Contamination of the PPTC material with certain silicon based oils or some aggressive solvents can adversely impact the performance of the devices. PPTC SMD can be cleaned by standard methods.
- Requests that customers comply with our recommended solder pad layouts and recommended reflow profile. Improper board layouts or reflow profile could negatively impact solderability performance of our devices.

nSMD016-30V

Alpha-Top (Sea&Land Alliance)

Recommended Solder Reflow Conditions

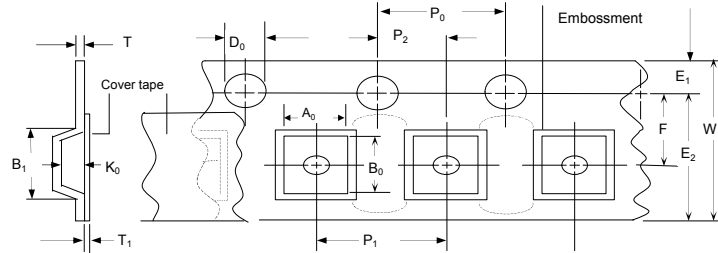


- Recommended reflow methods : IR, vapor phase oven, hot air oven.
 - Devices are not designed to be wave soldered to the bottom side of the board.
 - Recommended maximum paste thickness is 0.25 mm (0.010 inch).
 - Devices can be cleaned using standard method and solvents.
- Note : If reflow temperatures exceed the recommended profile, devices may not meet the performance requirements.

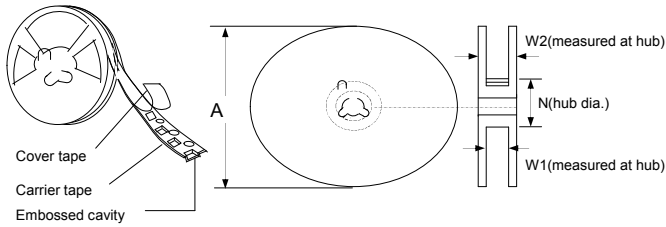
Tape And Reel Specifications (mm)

Governing Specifications	EIA 481-1
W	8.15 ± 0.3
P0	4.0 ± 0.10
P1	4.0 ± 0.10
P2	2.0 ± 0.05
A0	1.95 ± 0.10
B0	3.45 ± 0.10
B1max.	4.35
D0	1.5 + 0.1, -0
F	3.5 ± 0.05
E1	1.75 ± 0.10
E2min.	6.25
Tmax.	0.6
T1max.	0.1
K0	1.04 ± 0.1
Leader min.	390
Trailer min.	160
Reel Dimensions	
A max.	178
N min.	60
W1	9 ± 0.5
W2	12.6 ± 0.5

EIA Tape Component Dimensions



EIA Reel Dimensions



Storage And Handling

- Storage conditions : 40°C max, 70% R.H.
- Devices may not meet specified performance if storage conditions are exceeded.

Order Information

nSMD	016	Packaging	Tape & Reel Quantity
Product name	Hold		
Size 3216 mm / 1206 inch	Current		
SMD : surface mount device	0.16A		3,500 pcs/reel

Tape & reel packaging per EIA481-1

Labeling Information

Sea & Land Electronic Corp.

HF Pb RoHS

Model:
Part no.:
Spec.:
Lot no.:
Q'ty:

倉儲：密封！ 溫度：18~33°C/濕度：30~60% A