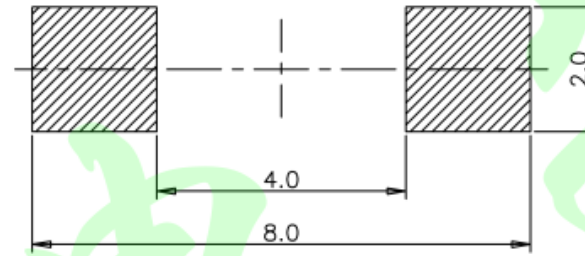


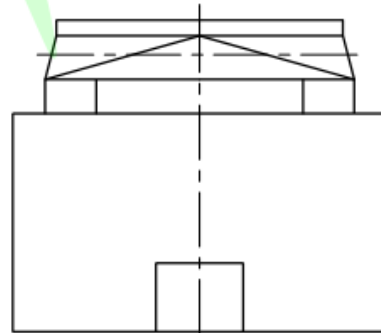
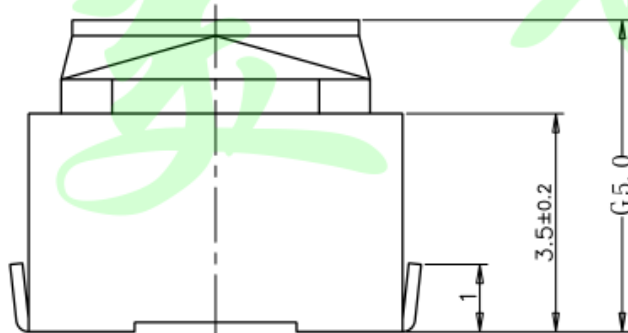
回路图



安装尺寸图

行程 Travels

行程:  $0.7 \pm 0.2$  mm  
行程:  $1.3^{+0.2}_{-0.3}$  mm



额定负荷 Rating	DC 12V/50mA		
接触电阻 Contact Resistance	100mΩ max.		
绝缘电阻 Insulation resistance	DC100V 60S 100MΩ min.		
抗电强度 Dielectric strength	AC250V (50~60HZ) 60S min.		
操作力 Operation force	160±50gf	180±50gf	250±80gf
寿命试验 Operating Life	100,000cycles	100,000cycles	100,000cycles
行程 Travels	看左侧编码说明		

ITEM	PART NAME	QUANTITY	MATERIAL
5	COVER	1	LCP
4	ACTUATOR	1	SILICONE
3	CONTACT	1	PHOSPHOR BRONZE/Ag
2	TERMINAL	2	BRASS
1	HOUSING	1	LCP

0~3	±0.05	±0.10	±0.20
>3~6	±0.05	±0.10	±0.30
>6~30	±0.10	±0.20	±0.50
>30~120	±0.15	±0.30	±0.80
未注尺寸公差 (mm)			



设计 Jack Jin	图面 单位 A4 MM	东莞市美韩电子科技有限公司 Dongguan Usakro Electronic Technology Co., Ltd.
审核 Jacky Zhong	比例 重量	
批准 Tony Meng	页码 版次 1/1 A/0	
	1:1	
	1 of 1	

1:1	DWG NO.	型号: UK-B02100G5-SP25Y	SIZE A4
1 of 1	PART NO.	规格: 6*6 无声硅胶	VER R