

承認書

SPECIFICATION FOR APPROVAL

CUSTOMER: 2144

DESCRIPTION: WIRE WOUND CHIP INDUCTOR

DDY PART NO: WI0603UC系列

CUSTOMER MODEL NO: _____

DRAWING		
MADE	CHECKED	APPROVED
谭晶晶	黄志伟	肖中华
DATE:	2023年9月19日	

CUSTOMER APPROVE



惠州市德立电子有限公司
HUI ZHOU DE LI ELECTRONICS CO., LTD

廣東省博羅縣洲際工業園梅園三路
NO.3 MEI YUAN ROAD, ZHOU JI INDUSTRIAL AREA, BOLUO COUNTY GUANGDONG

電話：15970768093 13640935893

傳真：0752-6207969

郵編：516100

Http://ddycoils.com



惠州市德立电子有限公司

HUI ZHOU DE LI ELECTRONICS CO., LTD

CUSTOMER:		REV NO:	A
DESCRIPTION:	WIRE WOUND CHIP INDUCTOR	PAGE NO:	PAGE 1 OF 7
PART NO:	WI0603UC系列	SN.	
CUSTOMER NO:		DATE:	2023年9月19日

CATALOG

Resume	P2
Shape & Dimension	P3
Part numbering stsem	P3
General specification	P3
Electrical Characteristics List	P4-P5
Soldering Conditions	P6
Package Information	P7



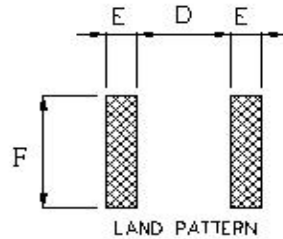
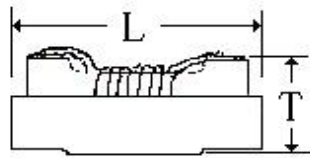
惠州市德立电子有限公司

HUI ZHOU DE LI ELECTRONICS CO., LTD

CUSTOMER:		REV NO:	A
DESCRIPTION:	WIRE WOUND CHIP INDUCTOR	PAGE NO:	PAGE 3 OF 7
PART NO:	WI0603UC系列	SN.	
CUSTOMER NO:		DATE:	2023年9月19日

1. SHAPE & DIMENSION

UNIT:mm



CODE	L(MAX)	W(MAX)	T(MAX)	E(Typ.)	F(Typ.)	D(Typ.)
WI0603UC	1.80	1.12	0.95	0.64	1.02	0.64

2. PART NUMBERING SYSTEM

WI 0603 UC R47 K S T - C - HF
1 2 3 4 5 6 7 8 9

- PRODUCT SYMBOL (产品代号)
- DIMENSIONS (规格尺寸)
- MATERIAL (芯片类型)
- INDUCTANCE (电感量)
- TOLERANCE (公差) : S±0.3; G±2%; J±5%; K±10%; M±20%
- TERMINAL (端电极材料) : S-锡端头
- PACKAGING (包装方式) : T-编带盘装; B-散装
- 色点标识: "C"表示有色点, 无则缺省此项.
- E.P. (环保) : LF—Lead Free HF—Halogen Free FP—Red Phosphor Free

3. GENERAL SPECIFICATION

- Rating DC current: Temperature rise(ΔT) is 40°C approximately at Irms.
- Operating temp.: -40°C~ +85°C
- Storage temp.: -10°C ~ +40°C R.H.: 65% Max
- Moisture sensitivity level (MSL) 2 (1 year floor life at <30°C/65% relative humidity)

APPROVED BY	CHECKED BY	DRAFT
肖中华	黄志伟	谭晶晶



惠州市德立电子有限公司

HUI ZHOU DE LI ELECTRONICS CO., LTD

CUSTOMER:		REV NO:	A
DESCRIPTION:	WIRE WOUND CHIP INDUCTOR	PAGE NO:	PAGE 4 OF 7
PART NO:	WI0603UC系列	SN:	
CUSTOMER NO:		DATE:	2023年9月19日

4.1 Electrical Characteristics List

NO.	Part Number	L	Freq	Q	SRF	Rdc	Irms	产品 公差
		(nH)	(MHz)	Min	(MHz)Min	(Ω) Max	(Ω) Max	
1	WI0603UC1N5□ST-HF	1.5	250	24	12500	0.03	700	S,K,M
2	WI0603UC1N6□ST-HF	1.6	250	24	12500	0.03	700	S,K,M
3	WI0603UC1N8□ST-HF	1.8	250	16	12500	0.045	700	S,J,K,M
4	WI0603UC2N0□ST-HF	2	250	12	12500	0.25	700	S,J,K,M
5	WI0603UC2N2□ST-HF	2.2	100	12	12500	0.25	100	S,J,K,M
6	WI0603HC2N7□ST-HF	2.7	250	22	5900	0.045	700	S,J,K,M
7	WI0603HC3N3□ST-HF	3.3	250	22	5900	0.045	700	S,J,K,M
8	WI0603HC3N6□ST-HF	3.6	250	22	5900	0.063	700	S,J,K,M
9	WI0603HC3N9□ST-HF	3.9	250	22	6900	0.08	700	S,J,K,M
10	WI0603UC4N3□ST-HF	4.3	250	22	5900	0.063	700	S,J,K,M
11	WI0603UC4N7□ST-HF	4.7	250	20	5800	0.116	700	S,J,K,M
12	WI0603UC5N1□ST-HF	5.1	250	20	5700	0.14	700	J,K,M
13	WI0603UC5N6□ST-HF	5.6	250	26	4760	0.075	700	G,J,K,M
14	WI0603UC6N2□ST-HF	6.2	250	20	5700	0.14	700	G,J,K,M
15	WI0603UC6N3□ST-HF	6.3	250	20	5700	0.14	700	G,J,K,M
16	WI0603UC6N8□ST-HF	6.8	250	27	5800	0.11	700	G,J,K,M
17	WI0603UC7N5□ST-HF	7.5	250	28	4800	0.106	700	G,J,K,M
18	WI0603UC8N0□ST-HF	8	250	28	4700	0.109	700	G,J,K,M
19	WI0603UC8N2□ST-HF	8.2	250	30	4200	0.115	700	G,J,K,M
20	WI0603UC8N7□ST-HF	8.7	250	28	4600	0.109	700	G,J,K,M
21	WI0603UC9N1□ST-HF	9.1	250	28	5400	0.125	700	G,J,K,M
22	WI0603UC9N5□ST-HF	9.5	250	28	5400	0.125	700	G,J,K,M
23	WI0603UC10N□ST-HF	10	250	31	4800	0.13	700	G,J,K,M
24	WI0603UC11N□ST-HF	11	250	30	4000	0.13	700	G,J,K,M
25	WI0603UC12N□ST-HF	12	250	35	4000	0.13	700	G,J,K,M
26	WI0603UC13N□ST-HF	13	250	35	4000	0.13	700	G,J,K,M
27	WI0603UC15N□ST-HF	15	250	35	4000	0.17	700	G,J,K,M
28	WI0603UC16N□ST-HF	16	250	34	3300	0.17	700	G,J,K,M
29	WI0603UC18N□ST-HF	18	250	35	3100	0.17	700	G,J,K,M
30	WI0603UC20N□ST-HF	20	250	36	3000	0.18	700	G,J,K,M
31	WI0603UC22N□ST-HF	22	250	38	3000	0.19	700	G,J,K,M
32	WI0603UC23N□ST-HF	23	250	38	3000	0.19	700	G,J,K,M
33	WI0603UC24N□ST-HF	24	250	36	2650	0.135	700	G,J,K,M
34	WI0603UC27N□ST-HF	27	250	40	2800	0.22	600	G,J,K,M

APPROVED BY	CHECKED BY	DRAFT
肖中华	黄志伟	谭晶晶



惠州市德立电子有限公司

HUI ZHOU DE LI ELECTRONICS CO., LTD

CUSTOMER:		REV NO:	A
DESCRIPTION:	WIRE WOUND CHIP INDUCTOR	PAGE NO:	PAGE 5 OF 7
PART NO:	WI0603UC系列	SN:	
CUSTOMER NO:		DATE:	2023年9月19日

4. 2Electrical Characteristics List

NO.	Part Number	L	Freq	Q	SRF	Rdc	Irms	产品 公差
		(nH)	(MHz)	Min	(MHz)Min	(Ω) Max	(mA) Max	
35	WI0603UC30N□ST-HF	30	250	37	2250	0.22	600	G,J,K,M
36	WI0603UC33N□ST-HF	33	250	40	2300	0.22	600	G,J,K,M
37	WI0603UC36N□ST-HF	36	250	37	2080	0.25	600	G,J,K,M
38	WI0603UC39N□ST-HF	39	250	40	2200	0.25	600	G,J,K,M
39	WI0603UC43N□ST-HF	43	250	38	2000	0.28	600	G,J,K,M
40	WI0603UC47N□ST-HF	47	200	38	2000	0.28	600	G,J,K,M
41	WI0603UC51N□ST-HF	51	200	35	1900	0.27	600	G,J,K,M
42	WI0603UC56N□ST-HF	56	200	38	1900	0.31	600	G,J,K,M
43	WI0603UC60N□ST-HF	60	200	37	1800	0.33	600	G,J,K,M
44	WI0603UC62N□ST-HF	62	200	37	1800	0.33	600	G,J,K,M
45	WI0603UC68N□ST-HF	68	200	37	1700	0.34	600	G,J,K,M
46	WI0603UC72N□ST-HF	72	150	34	1700	0.49	400	G,J,K,M
47	WI0603UC75N□ST-HF	75	150	28	1700	0.52	400	G,J,K,M
48	WI0603UC82N□ST-HF	82	150	34	1700	0.54	400	G,J,K,M
49	WI0603UC85N□ST-HF	85	150	34	1700	0.58	400	G,J,K,M
50	WI0603UC91N□ST-HF	91	150	28	1600	0.58	400	G,J,K,M
51	WI0603UCR10□ST-HF	100	150	34	1400	0.58	400	G,J,K,M
52	WI0603UCR11□ST-HF	110	150	32	1350	0.61	300	G,J,K,M
53	WI0603UCR12□ST-HF	120	150	32	1300	0.65	300	G,J,K,M
54	WI0603UCR13□ST-HF	130	150	32	1150	0.92	290	G,J,K,M
55	WI0603UCR135□ST-HF	135	150	32	990	0.92	290	G,J,K,M
56	WI0603UCR15□ST-HF	150	150	28	990	0.92	280	G,J,K,M
57	WI0603UCR16□ST-HF	160	150	28	990	1.25	280	G,J,K,M
58	WI0603UCR18□ST-HF	180	100	25	990	1.25	240	G,J,K,M
59	WI0603UCR20□ST-HF	200	100	25	900	1.98	200	G,J,K,M
60	WI0603UCR215□ST-HF	215	100	25	900	2.1	200	G,J,K,M
61	WI0603UCR22□ST-HF	220	100	25	900	2.1	200	G,J,K,M
62	WI0603UCR24□ST-HF	240	100	25	900	2.2	200	G,J,K,M
63	WI0603UCR25□ST-HF	250	100	25	882	2.55	120	G,J,K,M
64	WI0603UCR27□ST-HF	270	100	26	830	2.16	170	G,J,K,M
65	WI0603UCR29□ST-HF	290	100	25	800	3.2	100	G,J,K,M
66	WI0603UCR30□ST-HF	300	100	25	790	2.5	100	G,J,K,M
67	WI0603UCR33□ST-HF	330	100	25	790	3.89	100	G,J,K,M
68	WI0603UCR39□ST-HF	390	100	25	780	4.35	100	G,J,K,M
69	WI0603UCR47□ST-HF	470	100	25	700	4.5	100	G,J,K,M
70	WI0603UCR56□ST-HF	560	100	23	460	5	90	G,J,K,M

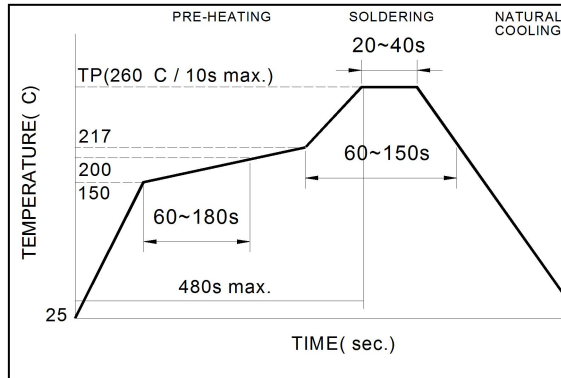
APPROVED BY	CHECKED BY	DRAFT
肖中华	黄志伟	谭晶晶



CUSTOMER:		REV NO:	A
DESCRIPTION:	WIRE WOUND CHIP INDUCTOR	PAGE NO:	PAGE 6 OF 7
PART NO:	WI0603UC系列	SN:	
CUSTOMER NO:		DATE:	2023年9月19日

5. SOLDERING CONDITIONS

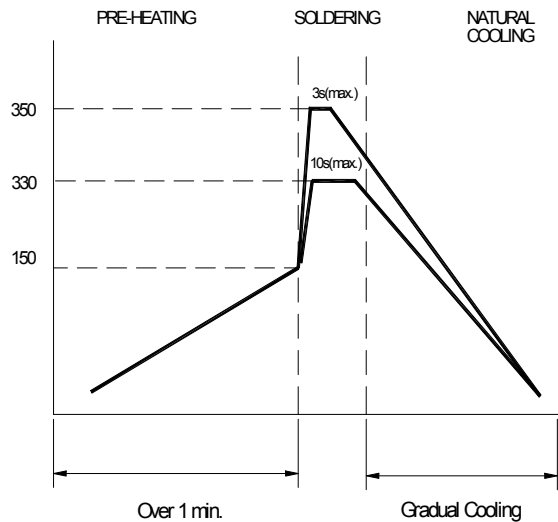
**Figure 1.
Re-flow
Soldering
(Lead Free)**



Note:

- Preheat circuit and products to 150°C
- 260°C tip temperature (max)
- Reflow times: no more than 2 times
- Solder paste thickness: the best 0.08mm is ,but max is 0.1mm

**Figure 2.
Hand
Soldering**



Note:

- Use a 20 watt soldering iron with tip diameter of 1.0mm
- Limit soldering time to 3 sec.

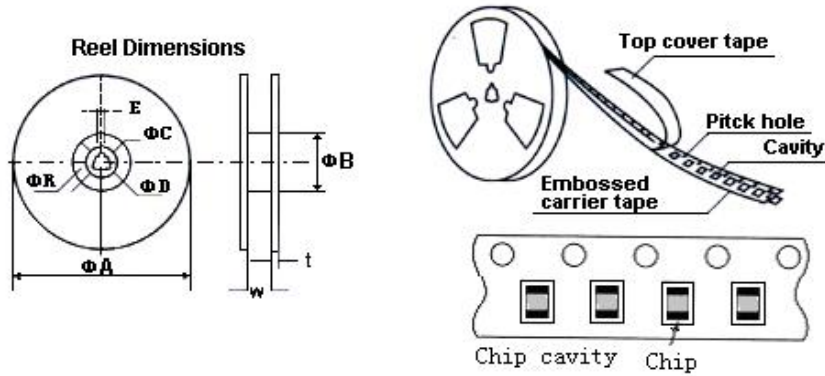
APPROVED BY	CHECKED BY	DRAFT
肖中华	黄志伟	谭晶晶



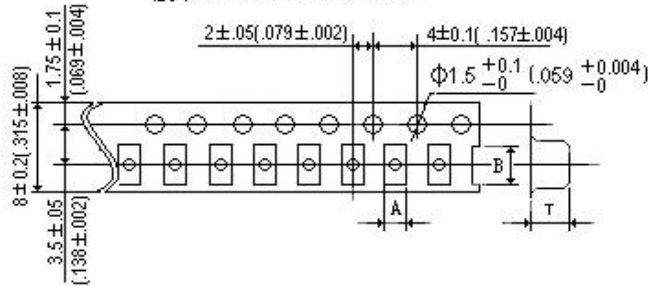
惠州市德立电子有限公司
HUI ZHOU DE LI ELECTRONICS CO., LTD

CUSTOMER:		REV NO:	A
DESCRIPTION:	WIRE WOUND CHIP INDUCTOR	PAGE NO:	PAGE 7 OF 7
PART NO:	WI0603UC系列	SN.	
CUSTOMER NO:		DATE:	2023年9月19日

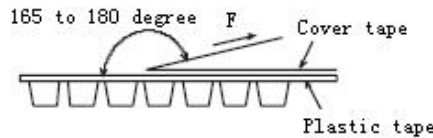
6. PACKAGING(unit: mm)



胶带 POLYSTYRENE TAPE



Peeling off force
Full strength
0402~1210:20g~80g
Speed of peeling off:
300mm/min±10%



	A Typ	B Typ	T Typ
胶带	1.15	1.83	0.95

ΦA Typ	ΦB Typ	ΦC Typ	ΦD Typ	E Typ	W Typ	t Typ	
178	60	13	21	2	8.4	2	

包装数量(PACKAGING QUANTITY): 4000Pcs/盘

注意:

此物料不涉及汽车或相关产品方面的应用, 否则, 由此引起的一切品质和责任问题, 我司将概不承担。

APPROVED BY	CHECKED BY	DRAFT
肖中华	黄志伟	谭晶晶