



洲光源
CHAULIGHT

产品规格书 SPECIFICATION

客户名称: _____

Customer Name

产品类型: 光敏接收二极管

Product Name

产品型号: ZSPD-Z3020B-29C-Z5

Part No.

<input type="checkbox"/> 技术参考 Technical Reference		<input type="checkbox"/> 样品 Sample		<input type="checkbox"/> 量产供货 Mass Product	
客户审核 (加盖公章) Client approval (Stamp)			洲光源审核 Chaulight approval		
核准 Approval	确认 Checked	核准 Approval	确认 Checked	制作 Edited	
		郝三强	谢育国	吉召召	
<input type="checkbox"/> 接收 Qualified		<input type="checkbox"/> 不接收 Disqualified		日期 Date: 2021-1-4	

联系电话(Tel): 13828819291

E-mail: tony@zgy-led.com

地址(Add): 深圳市宝安区航城街道航空路 36 号华盛泰科技大厦 D 栋 502

No.502, Building D, Huashengtai Science and Technology Building, No. 36, Hangcheng Street, Bao'an District, Shenzhen.

本规格书仅用于双方交流用需经双方签订后方可生效, 自签订后有效期为两年, 期满后需以书面形式续签。最终解释权为洲光源所有。

This product specification is only used for technical communication. Only after the signature or seal, the specifications have the force of law. since the signing of the validity period of two years, after the expiration of the written renewal. The final interpretation right is owned by the CHAULIGHT.

广东洲光源红外半导体有限公司
Guangdong Chaulight Infrared Semiconductor Co., Ltd.

ZSPD-Z3020B-29C-Z5 是一种高速、高灵敏度的微型平顶 PIN 光电二极管镜头贴片封装，它是在一个黑色塑料成型。该装置的光谱与可见光和红外发射二极管。

ZSPD-Z3020B-29C-Z5 is a high speed and high sensitive PIN photodiode in miniature flat top view lens SMD package and it is molded in a black plastic. The device is Spectrally matched to visible and infrared emitting diode.



特性 Feature

--感应速度快、感光度强

Fast response time、High photo sensitivity

--无铅材料、Rosh 认证

Pb.Free、RoHS compliant version

应用 Application

--红外应用系统、光电开关、复印机、扫描仪、洗衣机

Infrared applied system、Optoelectronic switch、Copiers、Scanners、Amusement machines

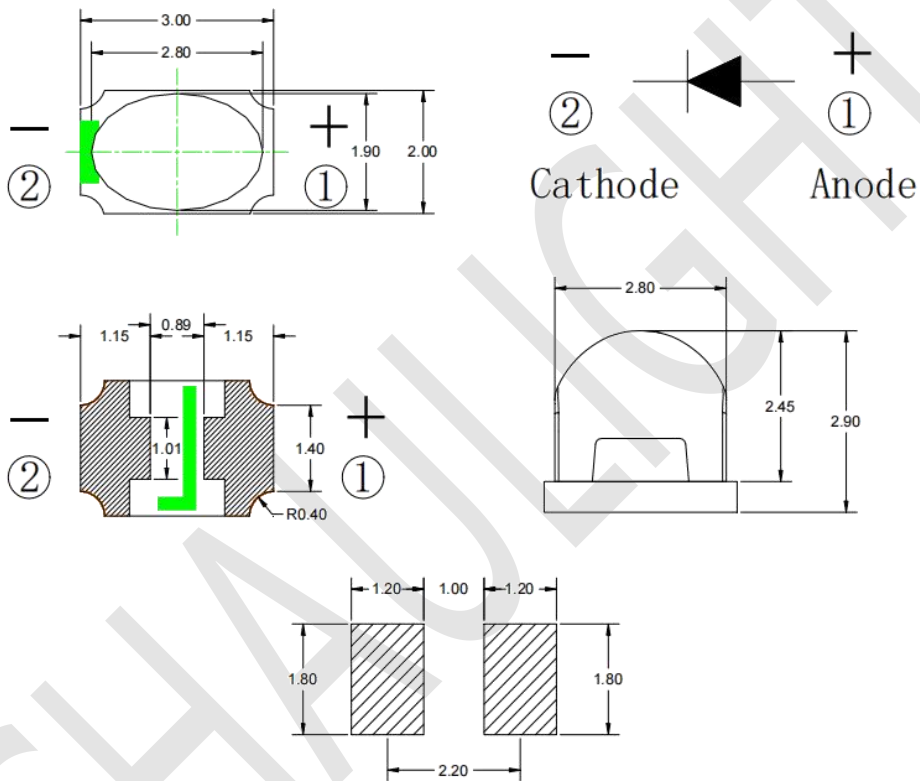
最大额定值 Absolute Maximum Ratings

测试项目 Parameter (Ta=25°C)	符合 Symbol	范围 Ratings	单位 Unit
功率 Power Dissipation *1	P _C	70	mW
反向电压 Reverse Voltage	V _R	35	V
工作温度 Operating Temperature	Topr	-25~+85	°C
储存温度 Storage Temperature	Tstg	-40~+100	°C
焊接温度 Lead Soldering Temperature*2	Tsol	260	°C

*1、在 25 摄氏度的环境中测试 below 25 Free Air Temperature

*2、离胶体 2mm 以上焊接 5s 内 2mm form body for 5 seconds

产品尺寸 Package Dimension



推荐焊盘尺寸
Recommend Pad size

备注 Notes:

--所有尺寸为毫米标识

All dimensions are in millimeters

--未标识尺寸正负公差为 0.3mm

Tolerances unless dimensions $\pm 0.3\text{mm}$

光电特性 Electro-Optical Characteristics

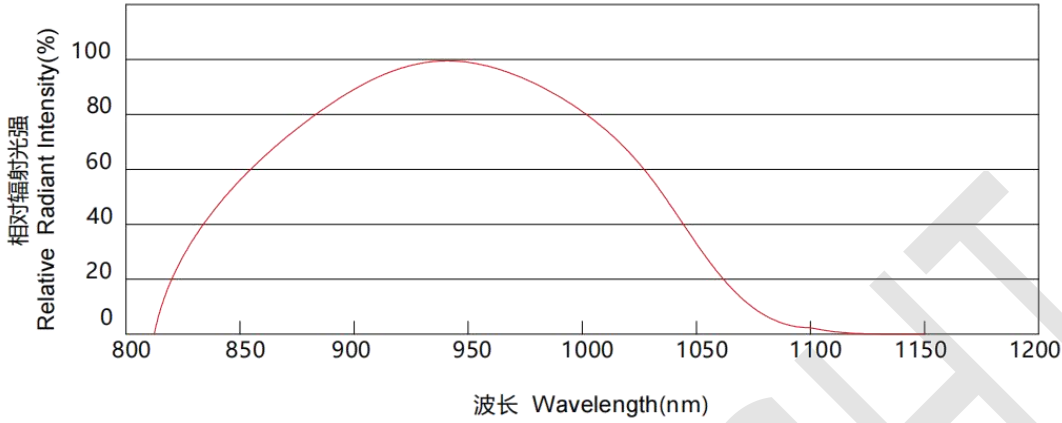
电性参数 (温度=25℃) Parameter (Ta=25℃)	符号 Symbol	条件 Condition	最小值 Min.	典型值 Typ.	最大值 Max.	单位 Units
开路电压 Open-Circuit Voltage	V_{OC}	$\lambda_P=940nm$ $E_e=5mW/cm^2$	--	0.41	--	V
短路电流 Short-Circuit Current	I_{SC}	$\lambda_P=940nm$ $E_e=1mW/cm^2$	--	6.5	--	μA
反向光电流 Reverse Light Current	I_L	$\lambda_P=940nm$ $V_R=5V$ $E_e=1mW/cm^2$	20	25	30	μA
反向暗电流 Reverse Dark Current	I_D	$V_R=5V$ $E_e=0mW/cm^2$	--	--	0.1	nA
上升时间 Rise Time	t_r	$V_R=10V$	--	10	--	nS
下降时间 Fall Time	t_f	$R_L=1000\Omega$	--	10	--	
反向击穿电压 Reverse Breakdown Voltage	B_{VR}	$E_e=0mW/cm^2$ $I_R=100\mu A$	32	170	--	V
总电容 Total Capacitance	C_t	$E_e=0mW/cm^2$ $V_R=5V$ $f=1MHz$	--	6	--	pF
感应波长范围 Rang of Spectral Bandwidth	$\lambda_{0.5}$	--	730	--	1100	nm
峰值感应波长 Wavelength of Peak Sensitivity	λ_P	--	--	940	--	nm
接收灵敏度角度 Receiving angle	$\theta_{1/2 X}$	$V_r=5V$	95	100	105	Deg
	$\theta_{1/2 Y}$	$E_e=1mW/cm^2$	53	58	63	

等级档位 Rank

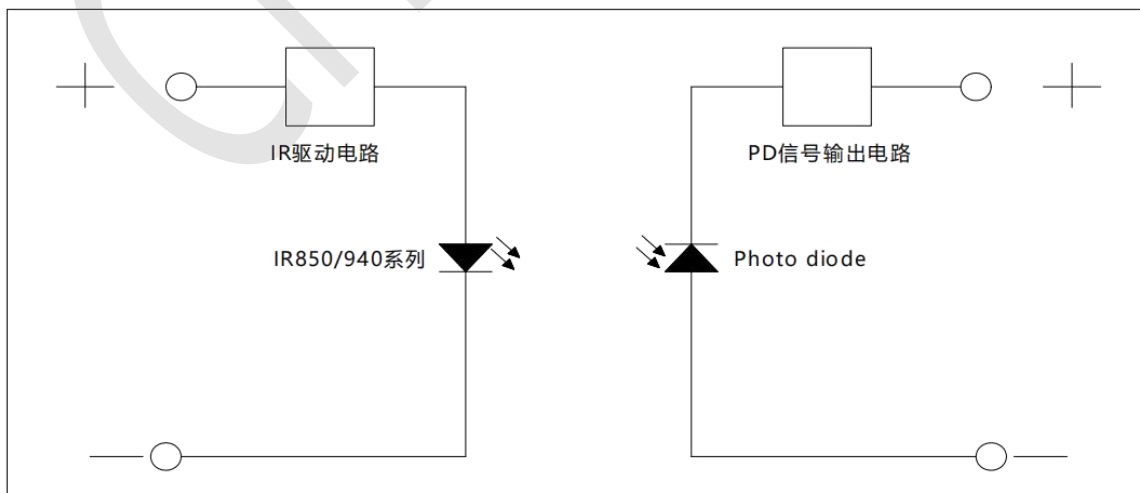
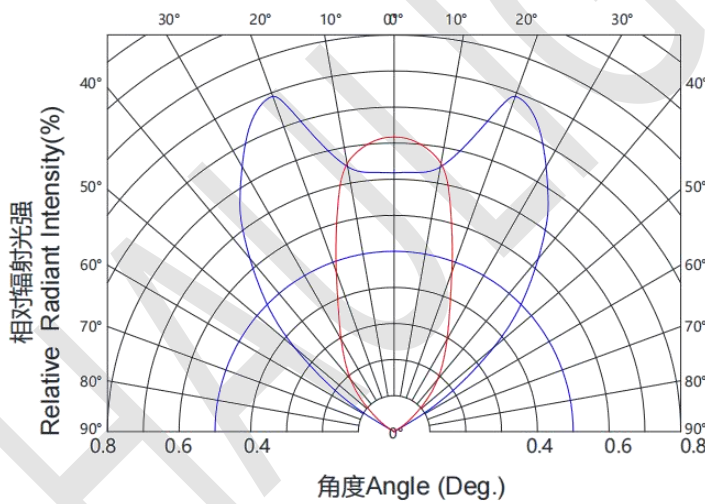
档位 Bin	符号 Symbol	最小值 Min.	最大值 Max.	单位 Unit
A	I_L	20	25	μA
B		25	30	

典型光电特性曲线图 Typical Electro-Optical Characteristics Curves

感光特性曲线
Photographic property Curve



辐射光强分布特性曲线
Radiant Intensity Spatial Distribution



可靠性试验 Reliability Test

测试项目 Test Parameter	参考标准 Reference Criterion	测试条件 Test Condition	时间 Time	样品数 Quantity	Ac/Re
耐焊接热 Resistance to Soldering Heat	JESD22-B106	250°C±5°C 5 sec	2次	22PCS	0/1
冷热冲击 Thermal Shock	JESD22-A104	+105 °C (30min) 5min -40 °C (30min)	300 cycles	22PCS	0/1
高温贮存 High Temperature storage	JESD22-A103	Ta=+85°C	1000H	22PCS	0/1
低温贮存 Low Temperature storage	JESD22-A119	-40°C	1000H	22PCS	0/1
寿命测试 Temperature Operating Life	JESD22-A108	Vce=5V	1000H	22PCS	0/1
高温高湿 High Temperature High Humidity	JESD22-A101	TC=85°C RH=85%	1000H	22PCS	0/1
高压蒸煮 pressure cooking test	JESD22-A102-C	Ta=121°C RH100%	48H	22PCS	0/1

注意事项 Note

--过流保护 Over-current-proof

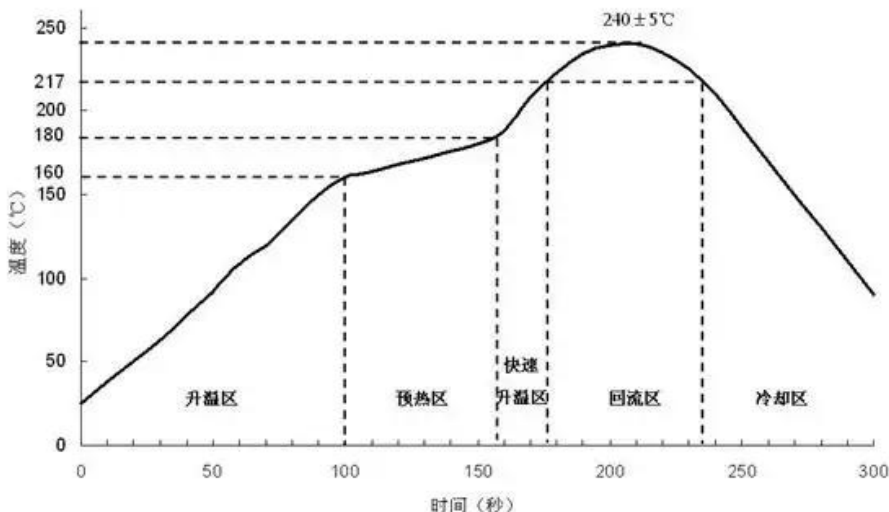
1、客户必须应用电阻进行保护，否则会造成轻微电压偏移大电流变化（烧毁将发生）。Customer must apply resistors for protection, otherwise slight voltage shift will cause big current change (Burn out will happen).

--储存 Storage

- 1、产品准备使用前不要打开防潮袋。Do not open moisture proof bag before the products are ready to use.
 - 2、在打开包装之前，二极管应保持在 10°C~30°C 和 90%RH 或以下。Before opening the package, the LED should be kept at 10°C~30°C and 90%RH or less.
 - 3、二极管建议在一年内使用。The LED suggested be used within one year.
 - 4、打开包装后，设备必须存储在 10°C~30°C 和 60%RH，并在 168 小时内使用。如果未使用的二极管仍然存在，它应储存在防潮包装中。After opening the package, the devices must be stored at 10°C~30°C and 60%RH, and used within 168 hours (floor life). If unused LED remain, it should be stored in moisture proof packages.
 - 5、如果吸湿材料（干燥剂材料）已褪色或未打开的袋子已超过保质期或设备（袋外）已超过安全寿命，需要烘焙处理。If the moisture absorbent material (desiccant material) has faded or unopened bag has exceeded the shelf life or devices (out of bag) have exceeded the floor life, baking treatment is required.
 - 6、如果需要烘焙，请参阅 IPC/JEDECJ-STD-033 进行烘焙程序或建议以下条件：在 60° C±5° C 和 5%RH<96 小时（筛/管/套单位）If baking is required, refer to IPC/JEDEC J-STD-033 for bake procedure or recommend the following conditions: 96 hours at 60°C ± 5°C and < 5 % RH (reeled/tubed/loose units)
- 烘烤处理：60±5°C，24 小时。Bake treatment: 60 ± 5°C, 24 hours.

--焊接条件 Soldering Condition

- 1、铅焊料温度剖面 Lead solder temperature profile



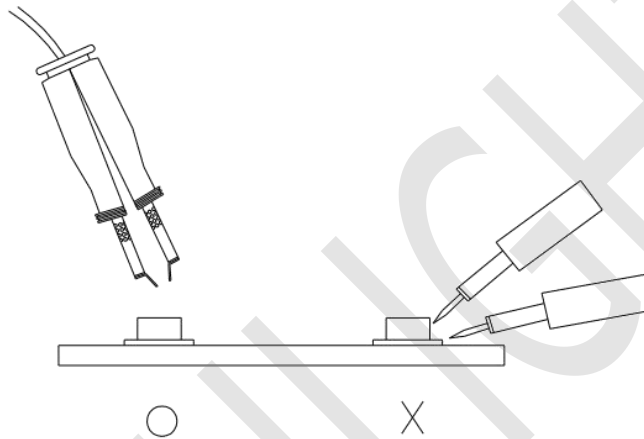
- 2、回流焊不应做两次以上。Reflow soldering should not be done more than two times.
- 3、焊接时，不要在加热过程中对 LED 施加压力。When soldering, do not put stress on the LEDs during heating.
- 4、焊接后，不要使电路板翘曲。After soldering, do not warp the circuit board.

--烙铁条件 Soldering Iron

每个端子都要去烙铁尖端温度低于 350℃ 为 3 秒内一次少于烙铁容量 25W。离开两秒钟然后更多的间隔，并做焊接每个终端。手工焊料通常在开始的时候容易损坏产品。Each terminal is to go to the tip of soldering iron temperature less than 350℃ for 3 seconds within once in less than the soldering iron capacity 25W. Leave two seconds and more intervals, and do soldering of each terminal. Be careful because the damage of the product is often started at the time of the hand solder.

--手工补数 Repairing

修理不应在 LED 焊接后进行。当修理是不可避免的是，应该使用双头烙铁（如下图所示）。应该是事先确认 LED 的特性是否会或不会损坏通过修理。Repair should not be done after the LEDs have been soldered. When repairing is unavoidable, a double-head soldering iron should be used (as below figure). It should be confirmed beforehand whether the characteristics of the LEDs will or will not be damaged by repairing.

**--其他 Other**

- 1、以上规格可更改，恕不另行通知。洲光源将为上述规格的材料变更保留权力 Above specification may be changed without notice. CHAU LIGHT will reserve authority on material change for above specification.
- 2、当使用此产品时，请观察这些规格表中概述的绝对最大额定值和使用说明。洲光源不承担任何损坏结果的责任从不符合绝对最大额定值的产品的使用和这些规格表中包含的说明 When using this product, please observe the absolute maximum ratings and the instruction for using outlined in these specification sheets. CHAU LIGHT assumes no responsibility for any damage resulting from use of the product which does not comply with the absolute maximum ratings and the instructions included in these specification sheets.
- 3、此规格书版权属广东洲光源红外半导体有限公司。未经允许不得转载或复印。These specification sheets include materials protected under copyright of CHAU LIGHT corporation. Please don't reproduce or cause anyone to reproduce them without CHAU LIGHT's consent.

更改记录表 Engineering Change Notice-Record

版本 Edition	更改日期 Date	主要更改内容 Main Content	拟制 Prepared	确认 Checked
1.1	2021-1-4	新版本发布 New Edition	谢育国	郝三强