

# 承認書

## SPECIFICATION FOR APPROVAL

CUSTOMER: 2144

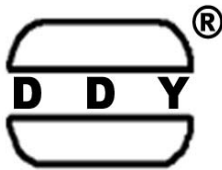
DESCRIPTION: WIRE WOUND CHIP INDUCTOR

DDY PART NO: WI0603LD-TIA系列

CUSTOMER MODEL NO: \_\_\_\_\_

DRAWING		
MADE	CHECKED	APPROVED
谭晶晶	黄志伟	肖中华
DATE:	2022年8月19日	

CUSTOMER APPROVE



惠州市德立电子有限公司  
HUI ZHOU DE LI ELECTRONICS CO., LTD

廣東省博羅縣洲際工業園梅園三路  
NO.3 MEI YUAN ROAD, ZHOU JI INDUSTRIAL AREA, BOLUO COUNTY GUANGDONG

電話：0752-6207968    0752-6207962

傳真：0752-6207969

郵編：516100

Http://ddycoils.com



惠州市德立电子有限公司

HUIZHOU DE LI ELECTRONICS CO., LTD

CUSTOMER:	2144	REV NO:	A
DESCRIPTION:	WIRE WOUND CHIP INDUCTOR	PAGE NO:	PAGE 1 OF 6
PART NO:	WI0603LD-TIA系列	SN.	
CUSTOMER NO:		DATE:	2022年8月19日

## CATALOG

Resume	.....	P2
Shape & Dimension	.....	P3
Part numbering ststem	.....	P3
General specification	.....	P3
Electrical Characteristics List	.....	P4
Soldering Conditions	.....	P5
Package Information	.....	P6





惠州市德立电子有限公司

HUIZHOU DE LILELECTRONICS CO., LTD

CUSTOMER:	2144	REV NO:	A
DESCRIPTION:	WIRE WOUND CHIP INDUCTOR	PAGE NO:	PAGE 3 OF 6
PART NO:	WI0603LD-TIA系列	SN.	
CUSTOMER NO:		DATE:	2022年8月19日

**1.SHAPE & DIMENSION**



CODE		L(MAX)	W(MAX)	T(MAX)	E(Typ.)	F(Typ.)	D(Typ.)
DIMENSION	WI0603LD-TIA	1.80	1.25	1.10	0.64	1.02	0.64

**2. PART NUMBERING SYSTEM**

WI □□□□ □□ □R□ □ □ □ □ — □□  
 1 2 3 4 5 6 7 8

- 1 PRODUCT SYMBOL (产品代号)
- 2 DIMENSIONS (规格尺寸)
- 3 MATERIAL (芯片类型)
- 4 INDUCTANCE (电感量)
- 5 TOLERANCE (公差) : J±5%; K±10%; M±20%
- 6 TERMINAL (端电极材料) : S-锡端头
- 7 PACKAGING (包装方式) : T-编带盘装; B-散装
- 8 E.P. (环保) : LF—Lead Free HF—Halogen Free FP—Red Phosphor Free

**3.GENERAL SPECIFICATION**

- a. Rating DC current: Temperature rise( $\Delta T$ ) is 40°C approximately at Irms.
- b. Operating temp.: -40°C~ +85°C
- c. Storage temp.: -10°C ~ +40°C R.H.: 65% Max
- d. Moisture sensitivity level (MSL) 2 (1 year floor life at <30°C/65% relative humidity)

APPROVED BY	CHECKED BY	DRAFT
肖中华	黄志伟	谭晶晶

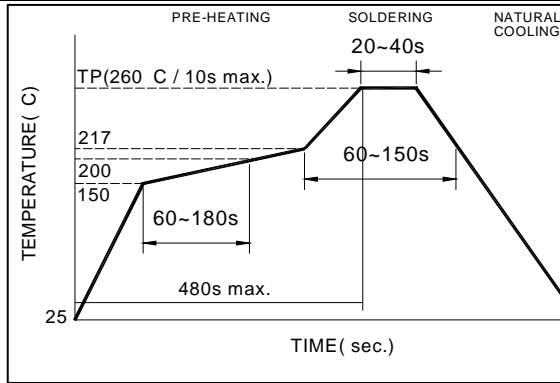




CUSTOMER:	2144	REV NO:	A
DESCRIPTION:	WIRE WOUND CHIP INDUCTOR	PAGE NO:	PAGE 5 OF 6
PART NO:	WI0603LD-TIA系列	SN.	
CUSTOMER NO:		DATE:	2022年8月19日

**5. SOLDERING CONDITIONS**

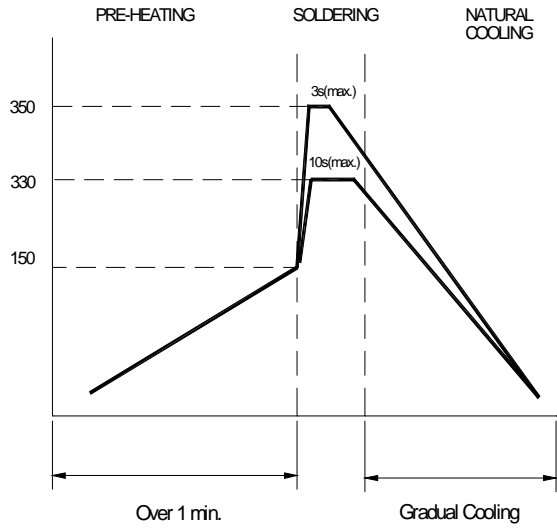
**Figure 1.  
Re-flow  
Soldering  
(Lead Free)**



Note:

- Preheat circuit and products to 150 °C
- 260°C tip temperature (max)
- Reflow times: no more than 2 times
- Solder paste thickness: the best 0.08mm is ,but max is 0.1mm

**Figure 2.  
Hand  
Soldering**



Note:

- Use a 20 watt soldering iron with tip diameter of 1.0mm
- Limit soldering time to 3 sec.

APPROVED BY	CHECKED BY	DRAFT
肖中华	黄志伟	谭晶晶

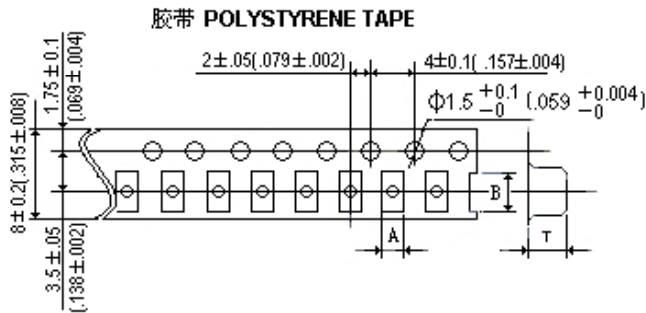
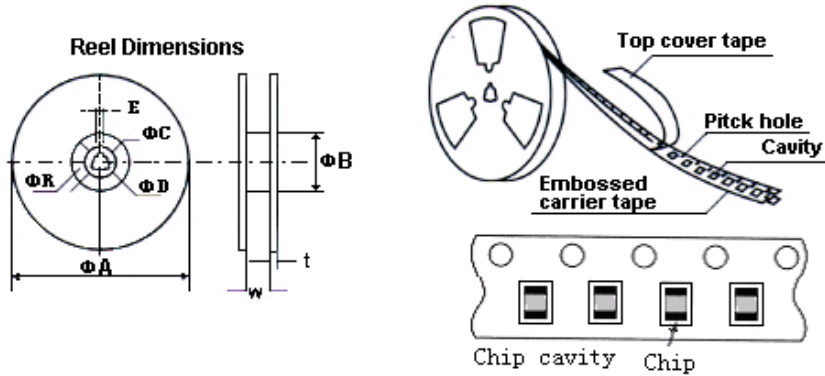


惠州市德立电子有限公司

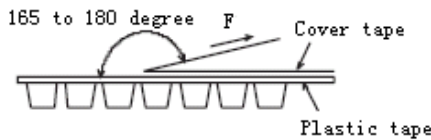
HUIZHOU DE LILELECTRONICS CO., LTD

CUSTOMER:	2144	REV NO:	A
DESCRIPTION:	WIRE WOUND CHIP INDUCTOR	PAGE NO:	PAGE 6 OF 6
PART NO:	WI0603LD-TIA系列	SN:	
CUSTOMER NO:		DATE:	2022年8月19日

6. PACKAGING(unit: mm)



Peeling off force  
 Pull strength  
 0402~1210:20g~80g  
 Speed of peeling off:  
 300mm/min $\pm$ 10%



	A	B	T
	Typ	Typ	Typ
胶带	1.15	1.83	0.95

$\Phi A$	$\Phi B$	$\Phi C$	$\Phi D$	E	W	t	
Typ	Typ	Typ	Typ	Typ	Typ	Typ	
178	60	13	21	2	8.4	2	

包装数量(PACKAGING QUANTITY): 4000Pcs/盘

注意:

此物料不涉及汽车或相关产品方面的应用, 否则, 由此引起的一切品质和责任问题, 我司将概不承担。

APPROVED BY	CHECKED BY	DRAFT
肖中华	黄志伟	谭晶晶