

承 認 書

SPECIFICATION FOR APPROVAL

CUSTOMER: 2144

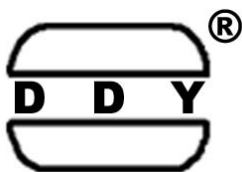
DESCRIPTION: WIRE WOUND CHIP INDUCTOR

DDY PART NO: WI0805IF2R2KST-HF

CUSTOMERMODELNO: _____

DRAWING		
MADE	CHECKED	APPROVED
张丽霞	余运鸿	陈启善
DATE:	2019年1月14日	

CUSTOMER APPROVE



惠州市德立电子有限公司
HUI ZHOU DE LI ELECTRONICS CO., LTD

廣東省博羅縣洲際工業園梅園三路
NO.3 MEI YUAN ROAD,ZHOU JI INDUSTRIAL AREA,BOLUO COUNTY GUANGDONG

電話：0752-6207968 0752-6207962

傳真：0752-6207969

郵編：516100

Http://ddycoils.com



惠州市德立电子有限公司
HUI ZHOU DE LI ELECTRONICS CO., LTD

CUSTOMER:	2144	REV NO:	A1.0
DESCRIPTION:	WIRE WOUND CHIP INDUCTOR	PAGE NO:	PAGE 1 OF 8
PART NO:	WI0805IF2R2KST-HF	SN.	190114277
CUSTOMER NO:		DATE:	2019年1月14日

CATALOG

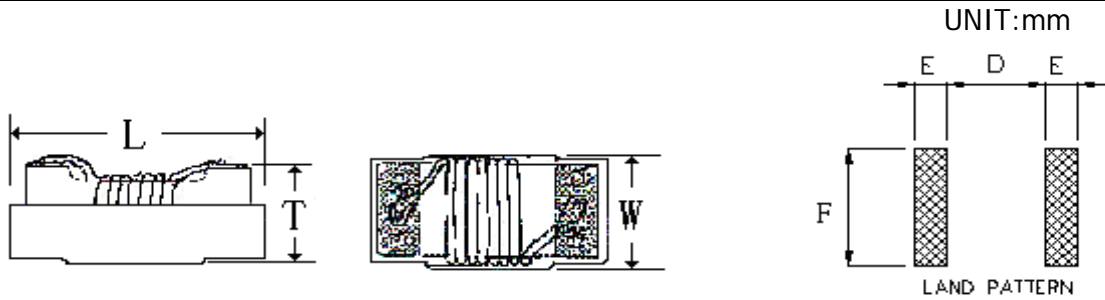
Resume	P2
Shape & Dimension	P3
Characteristic	P4
General specification	P4
Soldering Conditions	P5
Package Information	P6
Reliabilty Test	P7-8



惠州市德立电子有限公司
HUI ZHOU DE LI ELECTRONICS CO., LTD

CUSTOMER:	2144	REV NO:	A1.0
DESCRIPTION:	WIRE WOUND CHIP INDUCTOR	PAGE NO:	PAGE 3 OF 8
PART NO:	WI0805IF2R2KST-HF	SN.	190114277
CUSTOMER NO:		DATE:	2019年1月14日

1.SHAPE & DIMENSION



CODE	L	W	T	E	F	D	
DIMENSION	2.29MAX	1.73MAX	1.52MAX	1.02Typ.	1.78Typ.	0.76Typ.	

2. ELECTRICAL CHARACTERISTICS @25°C

ITEM	SPEC. RANGE	TEST CONDITION	TEST INSTRUMENTS
L (μH)	2.20±10%	7.9MHz	HP4286A
Q(品质系数)	12 MIN	7.9MHz	
DCR (Ω)	1.50 MAX		502BC
I _{rms} (mA)	350 MAX		VR116+VR7210
SRF (MHz)	170 MIN		E5071C ENA

3. PART NUMBERING SYSTEM

WI □□□□ □□ □R□ □ □ □ — □□
1 2 3 4 5 6 7 8

- PRODUCT SYMBOL (产品代号)
- DIMENSIONS (规格尺寸)
- MATERIAL (芯片类型)
- INDUCTANCE (电感量)
- TOLERANCE (公差) : S±0.3; G±2%; J±5%; K±10%; M±20%
- TERMINAL (端电极材料) : G-金端头; S-锡端头;
- PACKAGING (包装方式) : T-编带盘装; B-散装
- E.P. (环保) : LF—Lead Free HF—Halogen Free FP—Red Phosphor Free

4.GENERAL SPECIFICATION

- Storage temp.: -40°C ~ +85°C ,R.H.: 30% ~ 70%,Operating temp.: -40°C~ +85°C.
- Moisture sensitivity level (MSL) 2 (1 year floor life at <30°C/85% relative humidity).
- Failures in time(FIT)/Mean Time Between Failures(MTBF) 38 per billion hours/26,315,789 hours,calculated per Telcordia SR-332.

APPROVED BY	CHECKED BY	DRAFT
陈启善	余运鸿	张丽霞



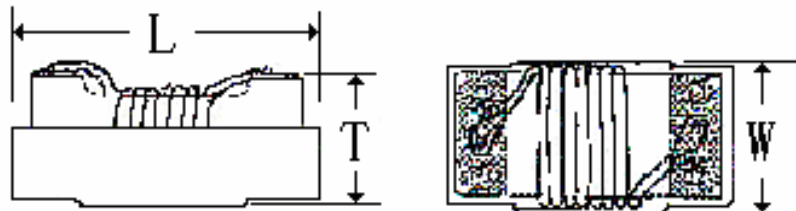
惠州市德立电子有限公司
HUI ZHOU DE LI ELECTRONICS CO., LTD

CUSTOMER:	2144	REV NO:	A1.0
DESCRIPTION:	WIRE WOUND CHIP INDUCTOR	PAGE NO:	PAGE 4 OF 8
PART NO:	WI0805IF2R2KST-HF	SN.	190114277
CUSTOMER NO:		DATE:	2019年1月14日

5. TEST DATA FOR SAMPLES

TEST ITEM	L	Q(品质系数)	DCR	L	W	T	
	(μ H)	(min)	(Ω)	(mm)	(mm)	(mm)	
CON.	7.9MHz	7.9MHz	At 25°C	2.29MAX	1.73MAX	1.52MAX	
SPEC.	2.20 \pm 10%	12 MIN	1.50 MAX				
1	2.23	31.0	0.61	2.15	1.52	1.21	
2	2.16	33.0	0.63	2.15	1.50	1.22	
3	2.18	32.0	0.62	2.14	1.52	1.21	
4	2.17	31.0	0.61	2.16	1.51	1.20	
5	2.15	31.0	0.63	2.15	1.50	1.22	
6	2.22	33.0	0.61	2.16	1.51	1.21	
7	2.16	32.0	0.62	2.14	1.51	1.20	
8	2.16	31.0	0.61	2.15	1.50	1.20	
9	2.20	33.0	0.63	2.16	1.52	1.21	
10	2.21	31.0	0.61	2.15	1.50	1.21	
X	2.18	31.80	0.62	2.15	1.51	1.21	
R	0.08	2.00	0.02	0.02	0.02	0.02	

图示:



APPROVED BY	CHECKED BY	DRAFT
陈启善	余运鸿	张丽霞

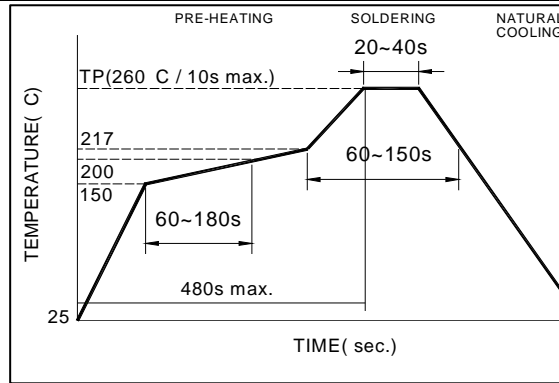


惠州市德立电子有限公司
HUI ZHOU DE LI ELECTRONICS CO., LTD

CUSTOMER:	2144	REV NO:	A1.0
DESCRIPTION:	WIRE WOUND CHIP INDUCTOR	PAGE NO:	PAGE 5 OF 8
PART NO:	WI0805IF2R2KST-HF	SN.	190114277
CUSTOMER NO:		DATE:	2019年1月14日

6. SOLDERING CONDITIONS

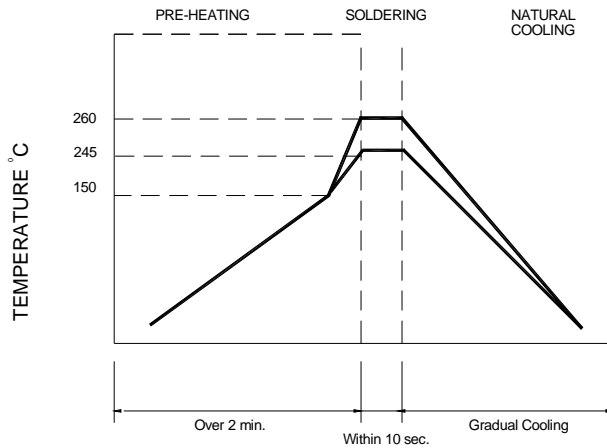
Figure 1.
Re-flow
Soldering (Lead Free)



Note:

- Preheat circuit and products to 150°C
- 280°C tip temperature (max)

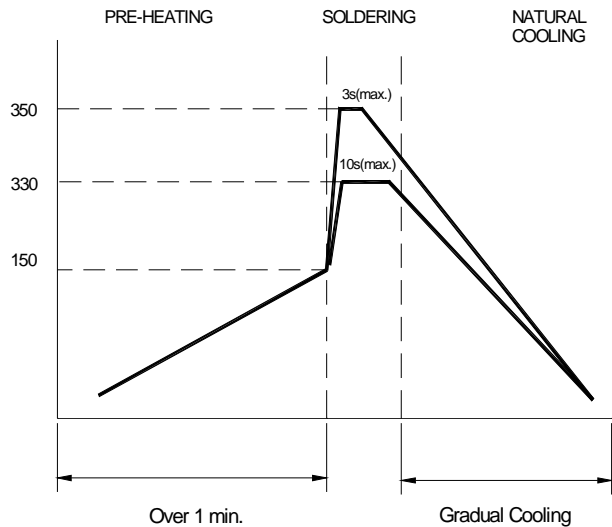
Figure 2.
Wave Soldering



Note :

- Never contact the ceramic with the iron tip
- 1.0mm tip diameter (max)

Figure 3.
Hand Soldering



Note:

- Use a 20 watt soldering iron with tip diameter of 1.0mm
- Limit soldering time to 3 sec.

APPROVED BY	CHECKED BY	DRAWN BY
陈启善	余运鸿	张丽霞



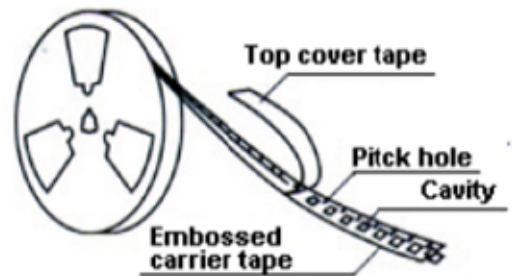
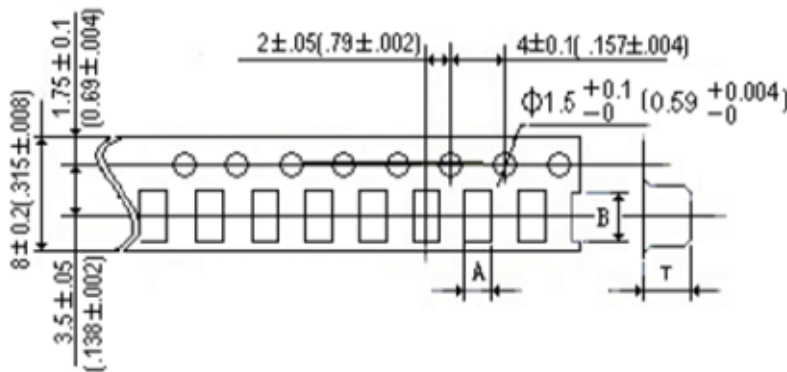
惠州市德立电子有限公司
HUI ZHOU DE LI ELECTRONICS CO., LTD

CUSTOMER:	2144	REV NO:	A1.0
DESCRIPTION:	WIRE WOUND CHIP INDUCTOR	PAGE NO:	PAGE 6 OF 8
PART NO:	WI0805IF2R2KST-HF	SN.	190114277
CUSTOMER NO:		DATE:	2019年1月14日

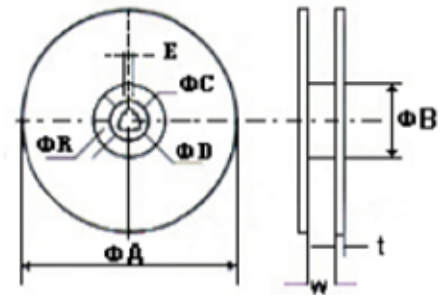
7. PACKAGING(unit: mm)

Tape

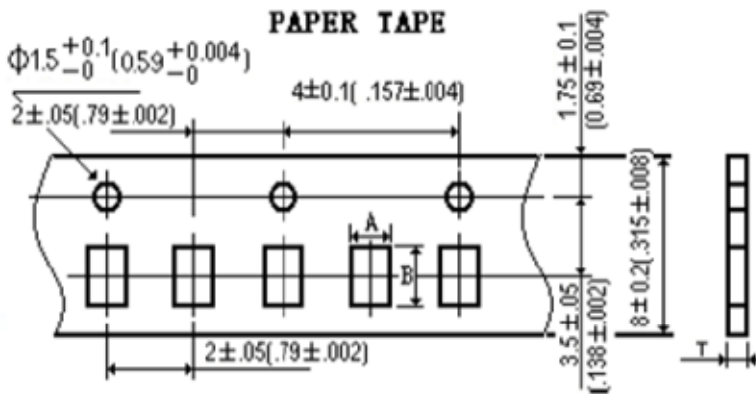
POLYSTYRENE TAPE



Reel Dimensions



PAPER TAPE



		A	B	T
纸带	0402	0.74	1.23	0.60
	0603	1.15	1.83	0.95
胶带	0805	1.85	2.40	1.45
	1008	2.73	2.90	2.34
	1210	2.96	3.60	2.40

unit	ΦA	ΦB	ΦC	ΦD	E	W	t	R
mm	178	60	13	21	2	10	2	1
	330	75	13	23	2	12	2	1

包装数量(PACKAGING QUANTITY)

规格	0402	0603	0805	1008	1210	
数量(pcs)	10000	4000	3000	2000	2000	

APPROVED BY	CHECKED BY	DRAFT
陈启善	余运鸿	张丽霞



惠州市德立电子有限公司

HUI ZHOU DE LI ELECTRONICS CO., LTD

CUSTOMER:	2144	REV NO:	A1.0
DESCRIPTION:	WIRE WOUND CHIP INDUCTOR	PAGE NO:	PAGE 7 OF 8
PART NO:	WI0805IF2R2KST-HF	SN.	190114277
CUSTOMER NO:		DATE:	2019年1月14日

8. 1 RELIABILITY TEST

TEST ITEM	SPECIFICATION	TEST CONDITION
Rating current	According to product specifications	Current sources:33010D
Inductance	According to product specifications	Test Frequency:0.252~250MHz Test Equipment:HP4291A、HP4286A、HP4287A、HP4284A Test Fixture:16193Aor16334A
Q	According to product specifications	Test Frequency:0.252~1500MHz Test Equipment:HP4291A、HP4286A、HP4287A、Test Fixture:16193Aor16334A
RDC	According to product specifications	Test Equipment:HP4263B
SRF	According to product specifications	Test Equipment:HP4291A Test Fixture:16193A
Solderability	The metalized area must have more then 90%of solder coverage	Soldering Temp:230±5℃ Dipping time:5±1S
Resistance to soldering heat	No evidence of mechanical damage The mealized arer must have more then 75%of solder coverage Inductance change,less than±5% Q change less than±10%	Soldering Temp:260±5℃ Dipping time:10±1S
Thermal Shock	No evidence of mechanical damage, Inductance change less than±5%, Q change less than±10%	A cycle contain:Step1:-40℃, 30Min Step 2:85℃, 30Min Cycle Times:10

APPROVED BY	CHECKED BY	DRAFT
陈启善	余运鸿	张丽霞

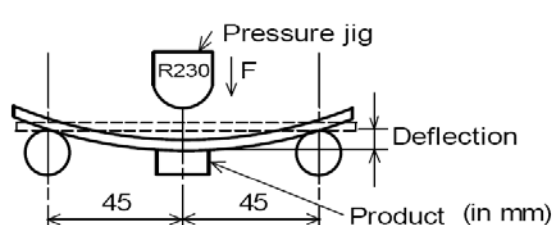


惠州市德立电子有限公司

HUI ZHOU DE LI ELECTRONICS CO., LTD

CUSTOMER:	2144	REV NO:	A1.0
DESCRIPTION:	WIRE WOUND CHIP INDUCTOR	PAGE NO:	PAGE 8 OF 8
PART NO:	WI0805IF2R2KST-HF	SN.	190114277
CUSTOMER NO:		DATE:	2019年1月14日

8.2 RELIABILITY TEST

TEST ITEM	SPECIFICATION	TEST CONDITION
High Temperature Storage	No evidence of mechanical damage, Inductance change less than $\pm 5\%$, Q change less than $\pm 10\%$	Test Temperature: $125\pm 2^{\circ}\text{C}$ (Ceramic core) $85\pm 2^{\circ}\text{C}$ (Ferrite core) Test Time: 96 ± 2 Hours
Low Temperature Storage	No evidence of mechanical damage, Inductance change less than $\pm 5\%$, Q change less than $\pm 10\%$	Test Temperature: $-40\pm 2^{\circ}\text{C}$ Test Time: 96 ± 2 Hours
Moisture Resistance	No evidence of mechanical damage, Inductance change less than $\pm 5\%$, Q change less than $\pm 10\%$	Test Temperature: $50\pm 2^{\circ}\text{C}$ Test Time:100Hours relative humidity:90~95%
Vibration	No evidence of mechanical damage, Inductance change less than $\pm 5\%$, Q change less than $\pm 10\%$	Amplitude:1.5mm X、Y、Z each direction for 1Hour and 45min Frequency range:10~55~10Hz(min)
Component Adhesion	No evidence of mechanical damage No evidence of peel off or broken Keep continuity of Winding	Force:2Kg Test Time: 5 ± 1 sec
Resistance to bend	No evidence of mechanical damage	Camber:20mm Test Board:Glass-Epoxy board Thickness:8mm  Product (in mm)
Life	No evidence of mechanical damage, Inductance change less than $\pm 5\%$, Q change less than $\pm 10\%$	Test Temperature: $85\pm 2^{\circ}\text{C}$ Test Time:1000Hours with rating current

APPROVED BY	CHECKED BY	DRAFT
陈启善	余运鸿	张丽霞