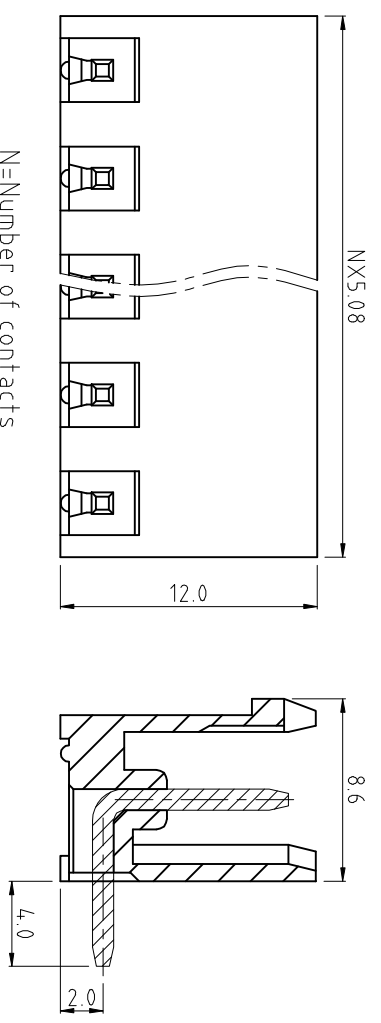
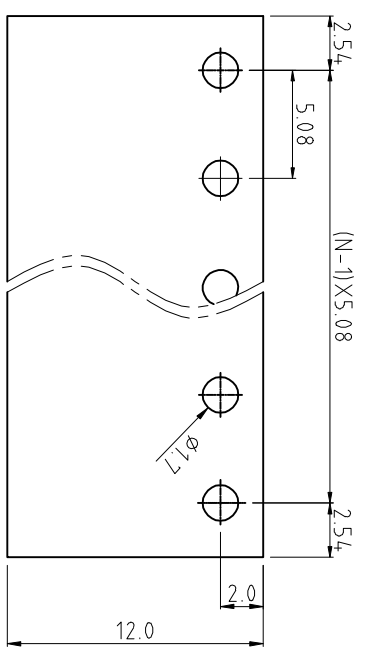
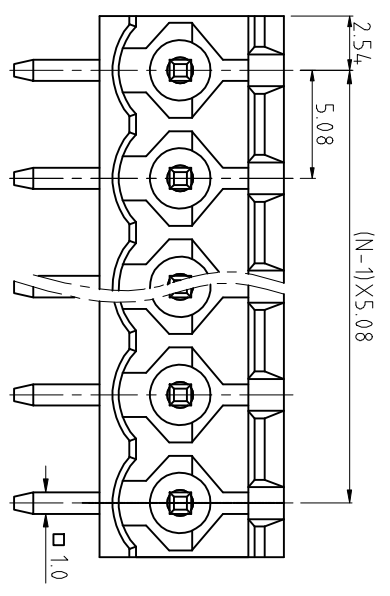


4	5
SIGN	DATE
DESCRIPTION	APPROVER



N=Number of contacts



PCB LAYOUT

Technical Data:
 Material:
 Solder Pin: Copper Alloy, Tin plated
 Insulator body(housing): Polyamide
 (Glass filled)(UL94V-0)
 Electrical
 Voltage rating: 300VAC
 Current rating: 16A
 Withstanding Voltage: AC 2500V(1min)
 Mechanical:
 Using temperature Range: -40°C to +105°C
 Soldering temperature:+250°C,5seconds Max.
 Ordering Information:
F85-3-E XX-0 0 0 X 0
 02 2Pin
 To To 5 Green
 24 24Pin 6 Blue
 A Black

WELINK 恒翔電子科技有限公司
 Welink International Co., LTD.

TOLERANCE	APPROVED:	NAME:
X: ±0.50	CHECKED:	F85-3 Pitch 5.08mm
X.X: ±0.30	DRAWN: YangMing	- Series
X.XX ±0.20	2012.06.20	
X° ±1°	UNITS: mm	REV: A
	SCALE: 4 / 1	PAGE: 1 / 1
		PART NO: F853E000X0
		DWG NO: 9F853E001A

