



# QUARTZ CRYSTAL UNIT

**SERIES 71, SEAM SEALED CERAMIC 5.0\*3.2MM SURFACE MOUNT PACKAGE**

深圳市晶科鑫实业有限公司

Shenzhen Crystal Technology Industrial Co., Ltd

## APPROVAL SHEET

|                |  |                   |
|----------------|--|-------------------|
| CUSTOMER P/N:  |  |                   |
| TYPE:          | SMD CRYSTAL  |                   |
| DESCRIPTION:   | SMD5032/4PIN 12.000MHZ 16PF ±20PPM -40~85°C  |                   |
| P N/ SJK:      | 7I12000F16UCG  |                   |
| ENVIRONMENTAL: | <input checked="" type="checkbox"/> RoHS <input checked="" type="checkbox"/> REACH <input checked="" type="checkbox"/> HF <input type="checkbox"/> PAHS <input type="checkbox"/> other |                   |
| REVISION:      | A1 2017-5-10   | MOQ: 1000pcs/real |
| MSL:           | Levels 1   |                   |

| SIGNATURE |       |         |           |                                 |                                     |
|-----------|-------|---------|-----------|---------------------------------|-------------------------------------|
| SUPPLIER  |       |         | CUSTOMER  |                                 |                                     |
| Issue     | Check | Approve | QA        | Check                           | Approve                             |
|           |       |         |           |                                 |                                     |
| SJK       |       |         | Signature |                                 |                                     |
| FAE_EMAIL |       |         | Date      |                                 |                                     |
| Date      |       |         | Approve:  | <input type="checkbox"/> accept | <input type="checkbox"/> unaccepted |
| Note:     |       |         |           |                                 |                                     |

# QUARTZ CRYSTAL UNIT

***SERIES 71, SEAM SEALED CERAMIC 5.0\*3.2MM SURFACE MOUNT PACKAGE***

## 1. TESTING CONDITION

### Standard atmospheric conditions

Unless otherwise specified, the standard range of atmospheric conditions for making measurement

and tests are as follow:

Ambient temperature :  $25\pm 5^{\circ}\text{C}$

Relative humidity : 40%~70%

### Measure equipment

Electrical characteristics measured by S&A250B or equivalent.

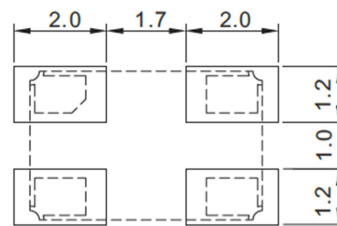
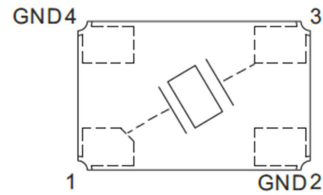
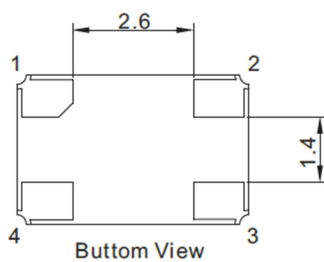
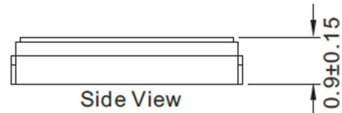
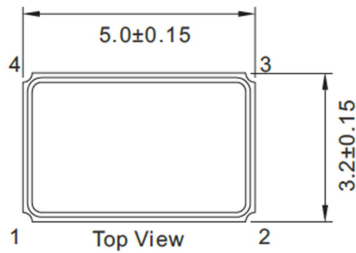
## 2. ELECTRICAL SPECIFICATIONS

|  |   |
|--|---|
| Output Frequency Range   | 12.000000MHz                                    |
| Mode   | AT/Fundamental                                  |
| Frequency Tolerance  | $\pm 20$ ppm max (at $25^{\circ}\text{C}$ )     |
| Load Capacitance( $C_L$ )                                      | 16.0 PF   |
| Frequency Stability Over Operating Temperature Characteristics | $\pm 30$ ppm max                                |
| Operating Temperature Range                                    | $-40^{\circ}\text{C}$ to $+85^{\circ}\text{C}$  |
| Storage Temperature Range                                      | $-40^{\circ}\text{C}$ to $+125^{\circ}\text{C}$ |
| Shunt Capacitance ( $C_0$ )                                    | 3.0 PF Max                                      |
| Driver Level (Typical)   | 100 $\mu\text{W}$                               |
| Equivalent Series Resistance(ESR)                              | 60 $\Omega$ Max                                 |
| Aging @ $25^{\circ}\text{C}$ 1 <sup>st</sup> year (Max)        | $\pm 3$ ppm/year                                |

# QUARTZ CRYSTAL UNIT

**SERIES 71, SEAM SEALED CERAMIC 5.0\*3.2MM SURFACE MOUNT PACKAGE**

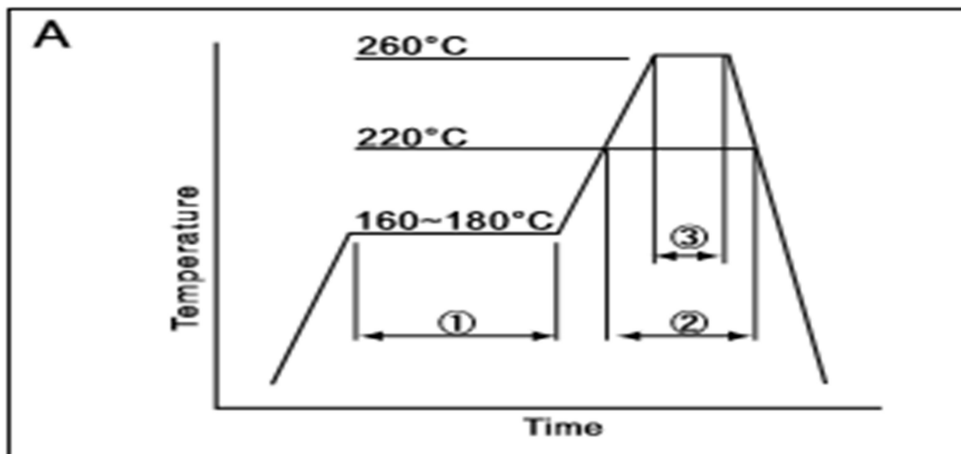
## 3. DIMENSION (Units: mm)



## 4. MARKING



## 5. REFLOW CONDITION



|   |              |           |            |
|---|--------------|-----------|------------|
| ① | Preheat      | 160~180°C | 120sec.    |
| ② | Primary heat | 220°C     | 60sec.     |
| ③ | Peak         | 260°C     | 10sec. max |

# QUARTZ CRYSTAL UNIT

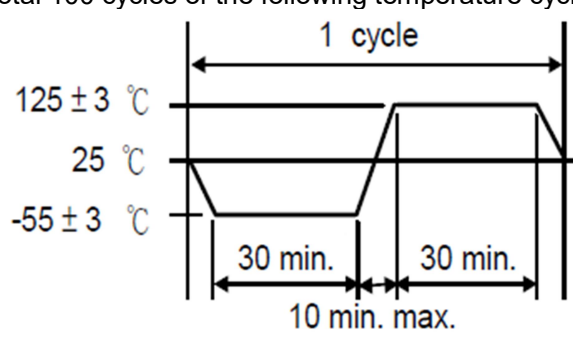
**SERIES 71, SEAM SEALED CERAMIC 5.0\*3.2MM SURFACE MOUNT PACKAGE**

## 6 RELIABILITY TEST SPECIFICATION

### 1. Mechanical Endurance

| No. | Test Item        | Test Methods   | REF.DOC      |
|-----|------------------|--|--------------|
| 1.1 | Drop Test        | 150 cm height, 3 times on concrete floor.  | JIS C6701    |
| 1.2 | Mechanical Shock | Device are shocked to half sine wave ( 1000 G ) three mutually perpendicular axes each 3 times. 0.5m sec. duration time                                  | MIL-STD-202F |
| 1.3 | Vibration        | Frequency range 10 ~ 2000 Hz<br>Amplitude 1.52 mm/20G<br>Sweep time 20 minute<br>Perpendicular axes each test time 4 hours<br>(Total test time 12 hours) | MIL-STD-883E |
| 1.4 | Gross Leak       | Standard Sample For Automatic Gross Leak Detector, Test Pressure: 2Kg / cm <sup>2</sup>  | MIL-STD-883E |
| 1.5 | Fine Leak        | Helium Bombing 4.5 Kg/ cm <sup>2</sup> for 2 hr  | MIL-STD-883E |
| 1.6 | Solder ability   | Temperature 245 °C ± 5°C<br>Immersing depth 0.5 mm minimum<br>Immersion time 5 ± 1 seconds<br>Flux Rosin resin methyl alcohol solvent ( 1 : 4 )          | MIL-STD-883E |

### 2. Environmental Endurance

| No. | Test Item                    | Test Methods  | REF.DOC      |
|-----|------------------------------|---|--------------|
| 2.1 | Resistance To Soldering Heat | Pre-heat temperature 125 °C<br>Pre-heat time 60 ~ 120 sec.<br>Test temperature 260 ± 5 °C<br>Test time 10 ± 1 sec.                          | MIL-STD-202F |
| 2.2 | High Temp. Storage           | + 125 °C ± 3 °C for 500 ± 12 hours  | MIL-STD-883E |
| 2.3 | Low Temp. Storage            | - 40 °C ± 3 °C for 500 ± 12 hours   | MIL-STD-883E |
| 2.4 | Thermal Shock                | Total 100 cycles of the following temperature cycle<br> | MIL-STD-883E |
| 2.5 | High Temp & Humidity         | 85°C ± 3°C, RH 85% , 500Hrs   | JIS C5023    |
| 2.6 | Pressure Cooker Storage      | 121 ± 3°C , RH100% , 2 bar , 240Hrs   | JIS C6701    |