

Product name

MC-146 32.768000 kHz 7.0 +20.0-20.0

Product Number / Ordering code

Q13MC14610001xx

Please refer to the 5.Packing information about xx (last 2 digits)

Complies with EU RoHS directive

Reference weight Typ. 29 mg

**1.Absolute maximum ratings**

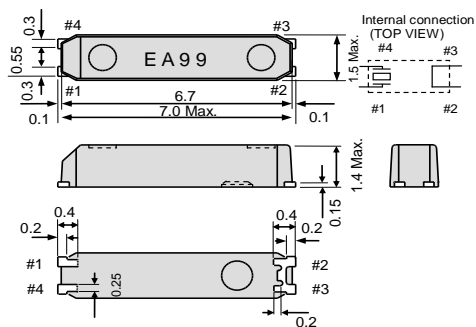
Parameter	Symbol	Min.	Typ.	Max.	Unit	Conditions / Remarks
Storage temperature	T_stg	-55	-	+125	°C	Storage as single product
Maximum drive level	GL	-	-	1.0	μW	

**2.Specifications(characteristics)**

Parameter	Symbol	Min.	Typ.	Max.	Unit	Conditions / Remarks
Nominal frequency	f_nom	-	32.768	-	kHz	
Operating temperature	T_use	-40	-	+85	°C	
Level of drive	DL	-	-	1.0	μW	
Frequency tolerance	f_tol	-20.0	-	+20.0	$\times 10^{-6}$	+25°C DL=0.1μW
Turnover temperature	Ti	+20	+25	+30	°C	
Parabolic coefficient	B	-	-	-0.04	$\times 10^{-6}/^{\circ}\text{C}^2$	
Load capacitance	CL	-	7.0	-	pF	
Motional resistance (ESR)	R1	-	45	65	k Ω	
Motional capacitance	C1	-	1.9	-	fF	
Shunt capacitance	C0	-	0.8	-	pF	
Motional inductance	L1	-	11.7	-	kH	
Frequency aging	f_age	-3	-	+3.0	$\times 10^{-6} / \text{yea}$	@+25°C, First year

**3.External dimensions**

(Unit: mm)



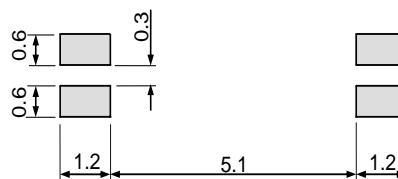
Do not connect #2 and #3 to external device.

The metal case inside of the molding compound may be exposed on the top or bottom of this product.

This purely cosmetic and does not have any effect on quality, reliability or electrical specs.

**4.Footprint(Recommended)**

(Unit: mm)

**5.Packing information**

[ 1 ] Product number last 2 digits code (xx) description

The recommended code is "0X"

Q13MC14620001xx

Code	Condition	Code	Condition
01	Any Q'ty vinyl bag(Tape cut)	14	1000pcs / Reel
11	Any Q'ty / Reel	15	2000pcs / Reel
12	250pcs / Reel	00	3000pcs / Reel
13	500pcs / Reel	0X	9000pcs / Reel

[ 2 ] Taping specification

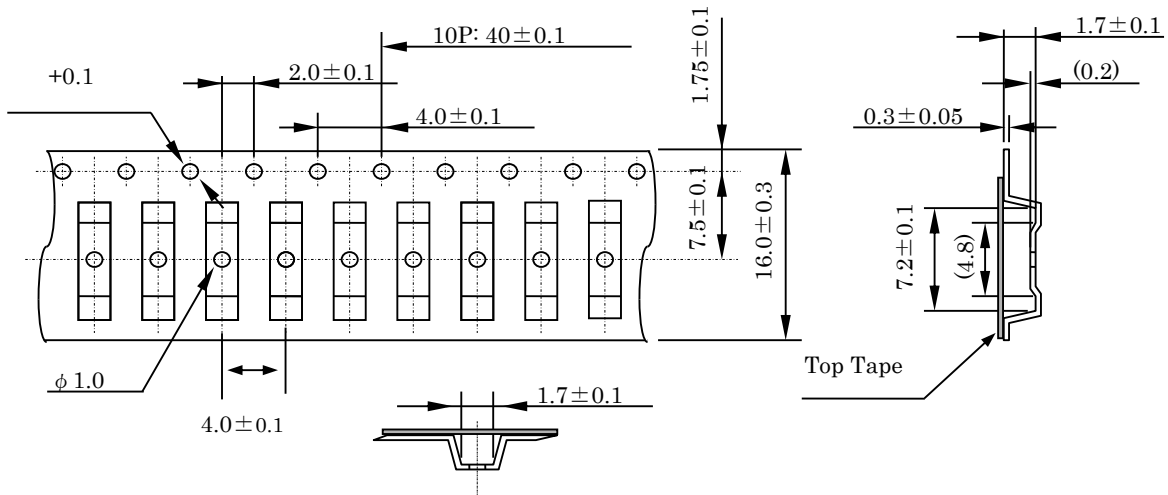
Subject to EIA-481 & IEC-60286

(1) Tape dimensions TE1604L

Material of the Carrier Tape : PS

Material of the Top Tape : PET+PE

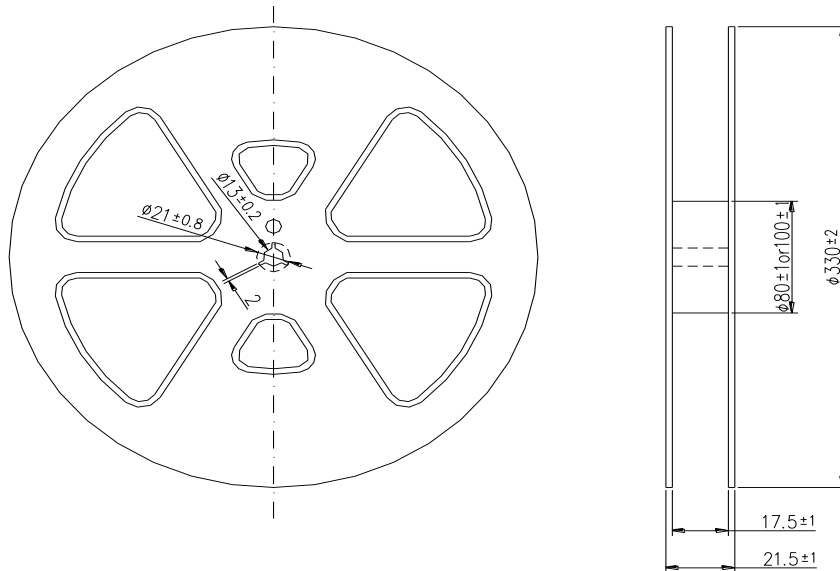
Unit: mm



(2) Reel dimensions

Material of the Reel : PS

Unit: mm



**Reflow profile**

Pre Heating Temperature

Tp1 ~ Tp2 = + 170 °C

Heating Temperature

TMI = + 220 °C

Peak Temperature

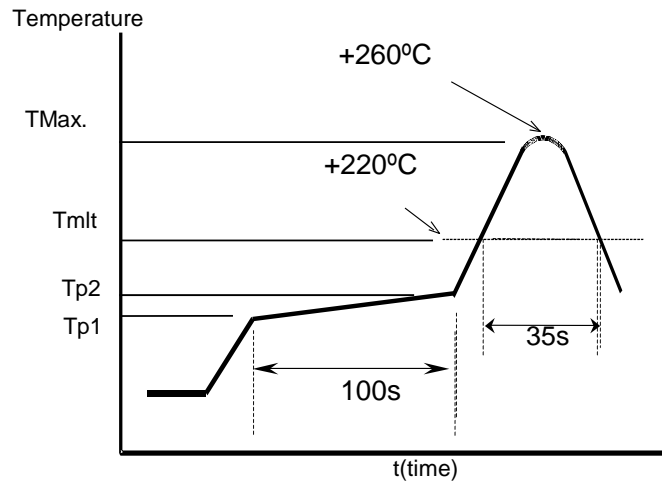
TMax. = + 260 °C

Point of measuring

In case of Solder ability

Terminal.

In case of Resistance to soldering heat  
Surface.

**Notice**

- This material is subject to change without notice.
- Any part of this material may not be reproduced or duplicated in any form or any means without the written permission of Seiko Epson.
- The information about applied data, circuitry, software, usage, etc. written in this material is intended for reference only.  
Seiko Epson does not assume any liability for the occurrence of customer damage or infringing on any patent or copyright of a third party.  
This material does not authorize the licensing for any patent or intellectual copyrights.
- When exporting the products or technology described in this material, you should comply with the applicable export control laws and regulations and follow the procedures required by such laws and regulations.
- You are requested not to use the products (and any technical information furnished, if any) for the development and/or manufacture of weapon of mass destruction or for other military purposes. You are also requested that you would not make the products available to any third party who may use the products for such prohibited purposes.
- These products are intended for general use in electronic equipment. When using them in specific applications that require extremely high reliability, such as the applications stated below, you must obtain permission from Seiko Epson in advance.
  - / Space equipment (artificial satellites, rockets, etc.)
  - / Transportation vehicles and related (automobiles, aircraft, trains, vessels, etc.)
  - / Medical instruments to sustain life
  - / Submarine transmitters
  - / Power stations and related
  - / Fire work equipment and security equipment
  - / Traffic control equipment
  - / And others requiring equivalent reliability.
- All brands or product names mentioned herein are trademarks and/or registered trademarks of their respective.

**Contact us**

<http://www5.epsondevice.com/en/contact/>