


Data sheet | Item number: 221-511

Mounting carrier; for Ex applications; 221 Series - 6 mm²; for DIN-35 rail mounting/screw mounting; light gray

www.wago.com/221-511



Data

Physical data

Width	19.3 mm / 0.76 inches
Height	80.8 mm / 3.181 inches
Depth from upper-edge of DIN-rail	28.3 mm / 1.114 inches

Mechanical Data

Mounting type	DIN-35 rail Screw mount
Suitable	for 2-, 3- and 5-conductor 221 Series Ex Splicing Connectors (6 mm²)

Material data

Note (material data)	Information on material specifications can be found here
Color	light gray
Material group	I
Insulation material	Polyamide (PA66)
Flammability class per UL94	V0
Fire load	0.362 MJ

Subject to changes. Please also observe the further product documentation!

WAGO GmbH & Co. KG
Hansastr. 27
32423 Minden
Phone: +49571 887-0 | Fax: +49571 887-169
Email: info.de@wago.com | Web: www.wago.com

Do you have any questions about our products?
We are always happy to take your call at +49 (571) 887-44222.



Weight	12.1 g
--------	--------

Commercial data



ETIM 8.0	EC002848
ETIM 7.0	EC002848
PU (SPU)	50 (10) pcs
Packaging type	box
Country of origin	CN
GTIN	4055143852135
Customs tariff number	39269097900

Environmental Product Compliance

RoHS Compliance Status	Compliant, No Exemption
------------------------	-------------------------

Approvals / Certificates

Approvals for hazardous areas

Logo	Approval	Additional Approval Text	Certificate name
	AEx Underwriters Laboratories Inc.	UL 60079	E185892 (AEx eb IIC resp. Ex eb IIC)
	IECEX Physikalisch Technische Bundesanstalt	IEC 60079	IECEX PTB 19.001 1U (EX eb IIC Gb, Ex eb I Mb)
	INMETRO TÜV Rheinland do Brasil Ltda.	IEC 60079	TÜV 19.1781 U

Optional accessories

Marking accessories

Marking strip



Item no.: 210-833

Marking strips; 25 m on roll; 6 mm wide; plain; Self-adhesive; white

www.wago.com/210-833

Subject to changes. Please also observe the further product documentation!

WAGO GmbH & Co. KG
Hansastr. 27
32423 Minden
Phone: +49571 887-0 | Fax: +49571 887-169
Email: info.de@wago.com | Web: www.wago.com

Do you have any questions about our products?
We are always happy to take your call at +49 (571) 887-44222.



Downloads

Documentation

Bid Text

ausschreiben.de 221-511	URL	Download
---	---------------------	--------------------------

CAD/CAE-Data

CAD data

2D/3D Models 221-511	URL	Download
--------------------------------------	---------------------	--------------------------

CAE data

ZUKEN Portal 221-511	URL	Download
--------------------------------------	---------------------	--------------------------

EPLAN Data Portal 221-511	URL	Download
---	---------------------	--------------------------

Asset Administration Shell

Asset Administration Shell 221-511	URL	Download
--	---------------------	--------------------------

Environmental Product Compliance

Compliance Search

Environmental Product Compliance 221-511	URL	Download
Mounting carrier; for Ex applications; 221 Series - 6 mm²; for DIN-35 rail mounting /screw mounting; light gray		


Installation Notes

Conductor termination


Subject to changes. Please also observe the further product documentation!




Removing a conductor.



Inserting a connector into the mounting carrier.



Removing a connector from the mounting carrier.



Mounting type (440 V)

Using spacers between the connectors.



Mounting type (440 V)


Vertical mounting on DIN-35 rail

Subject to changes. Please also observe the further product documentation!




Mounting type (440 V)

Horizontal screw mounting on a flat surface




Mounting type (440 V)

Mounting the carrier via non-conductive screws.



Mounting type (275 V)


No spacers are used between the connectors.



Mounting type (275 V)

Mounting the carrier using conductive screws.

Testing



Easily test inserted connectors in the carrier – however they are mounted.

Subject to changes. Please also observe the further product documentation!