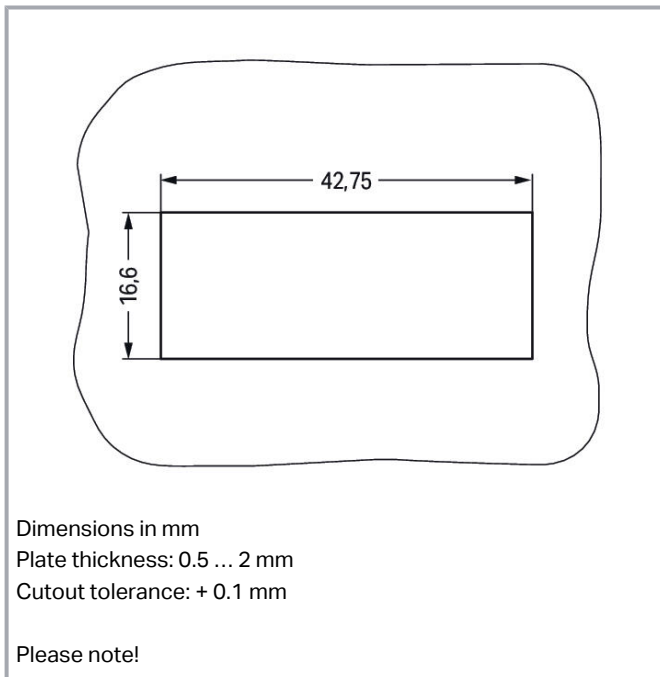
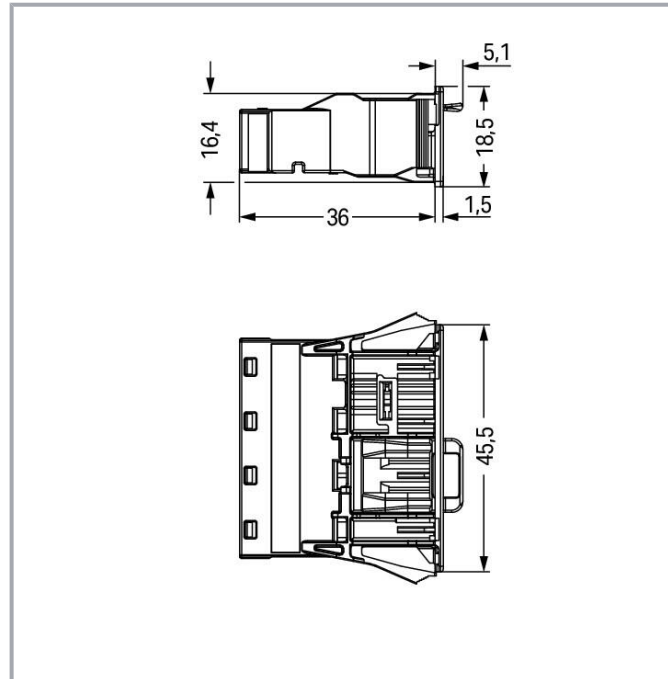



**Data sheet | Item number: 770-754**

Snap-in plug; 4-pole; Cod. B; 4,00 mm<sup>2</sup>; gray

[www.wago.com/770-754](http://www.wago.com/770-754)



Subject to changes. Please also observe the further product documentation!

WAGO GmbH & Co. KG  
Hansastr. 27  
32423 Minden  
Phone: +49571 887-0 | Fax: +49571 887-169  
Email: [info.de@wago.com](mailto:info.de@wago.com) | Web: [www.wago.com](http://www.wago.com)

Do you have any questions about our products?  
We are always happy to take your call at +49 (571) 887-44222.



## Item description

### Male connector/plug **WINSTA®** MIDI with protection type IP20

For power and signal transmission: The **WINSTA®** MIDI male connector/plug with protection type IP20. The pluggable installation connectors with spring pressure connection technology work completely without screw connections. They allow flexible, error-free installation in numerous possible uses. The mechanical coding and color coding of the pluggable installation connector ensure error-free installation of the individual components – including protection against mismatching. The pluggable installation connector is protected against ingress by solid objects in accordance with protection type IP20 (When mated: IP2xC (These compact connectors are not designed for use in open, easily accessible areas!)). B coding enables the **WINSTA®** MIDI pluggable installation connectors to be used for control in applications in the domains of automation, robotics, and mechanical engineering. This pluggable installation connector can be employed for a load of up to 25 A. Therefore, it can also be used for high power loads. The **WINSTA®** MIDI product line allows maximum flexibility for the installation of applications. Through its Push-in CAGE CLAMP® spring pressure connection technology, it guarantees time-saving, error-free installation and offers flexibility and customization for meeting all installation requirements.

### **WINSTA®** MIDI solutions for your electrical installation – protected against mismatching and maintenance-free

The **WINSTA®** Pluggable Connection System is ideally tailored to the strict requirements of building installation. It makes electrical installation pluggable, and thus more efficient, more reliable, and error-free. Using this pre-assembled system decreases assembly times and errors during installation at the construction site. Choose durability and quality – with protection against mismatching from WAGO makes the installation of electrical components visibly easier.

- 
- protection against mismatching eliminates errors
- simple circuits
- for automation controllers
- ready for immediate use
- quick replacement of defective units during ongoing operation

## Data

### Notes

Note	<p>The snap-in connectors must be relieved of tensile and transverse forces.</p> <p>A surface finish can influence the edge radius of the cutouts. This may affect the snap-in socket fit, so ensure an adequate fit before use.</p> <p>In addition, the punched edge should be on the inside for punched cutouts.</p> <p>The wings of the snap-in connectors must not be mechanically</p>
------	--

Subject to changes. Please also observe the further product documentation!



stressed for a long period before use (e.g., due to a pre-locking position).

Variants:

Other pole markings  
Other versions (or variants) can be requested from WAGO Sales or configured at <https://configurator.wago.com/>.

## Electrical data

### Ratings per IEC/EN

Ratings per	IEC/EN 60664-1
Nominal voltage (III/3)	400 V
Rated impulse voltage (III/3)	6 kV
Rated current	25 A
Legend (ratings)	(III / 3) ≙ Overvoltage category III / Pollution degree 3

### Ratings per IEC/EN – Notes

Note (rated current)	25 A for 3-pole load 20 A for 4-pole load
----------------------	--

### Ratings per UL 1977

Note for the US market	Some versions may also be used for current interruption in accordance with the UL certificate in select applications with currents below 16 A and voltages up to 600 V. For further information, please contact your local sales office.
------------------------	--

Rated voltage (UL 1977)	600 V
Rated current UL 1977	23 A

## General information

Note on contact resistance	approx. 1 mΩ of contact resistance approx. 0.25 mΩ contact transition plug/socket
----------------------------	--

## Connection data

Connection points	8
Total number of potentials	4

### Connection 1

Connection technology	Push-in CAGE CLAMP®
-----------------------	---------------------

Subject to changes. Please also observe the further product documentation!



Actuation type	Operating tool Push-in
Nominal cross-section	4 mm <sup>2</sup> / 12 AWG
Solid conductor	0.5 ... 4 mm <sup>2</sup> / 20 ... 12 AWG
Solid conductor; push-in termination	1.5 ... 4 mm <sup>2</sup> / 16 ... 12 AWG
Stranded conductor	0.5 ... 2.5 mm <sup>2</sup> / 20 ... 14 AWG
Fine-stranded conductor	0.5 ... 4 mm <sup>2</sup> / 20 ... 12 AWG
Fine-stranded conductor; with insulated ferrule	0.25 ... 1.5 mm <sup>2</sup> / 20 ... 16 AWG
Fine-stranded conductor; with uninsulated ferrule	0.25 ... 2.5 mm <sup>2</sup> / 20 ... 14 AWG
Fine-stranded conductor; with ferrule; push-in termination	1.5 mm <sup>2</sup> / 16 AWG
Strip length	9 mm / 0.35 inches
Pole number	4
Conductor entry direction to mating direction	0 °

## Physical data

Pin spacing	10 mm / 0.394 inches
Width	45.5 mm / 1.791 inches
Height	18.5 mm / 0.728 inches
Depth	41.1 mm / 1.618 inches

## Mechanical Data

Application	Control technology
Coding	B
Variable coding	Yes
Marking	4 3 2 1
Potential marking	4 3 2 1
Mating force of a plug-in connection	approx. 20 ... 70 N (depending on pole number)
Retention force of a plug-in connection	Locked: > 80 N
Unmating force of a plug-in connection	Unlocked: approx. 20 ... 70 N (depending on pole number)
Number of mating cycles	200, without resistive load
Housing sheet thickness	0.5 ... 2 mm / 0.02 ... 0.079 inches
Mounting type	Snap-in flange
Protection type	IP20; When mated: IP2xC (These compact connectors are not designed for use in open, easily accessible areas!)

## Plug-in connection

Contact type (pluggable connector)	Male connector/plug
------------------------------------	---------------------

Subject to changes. Please also observe the further product documentation!



Connector (connection type)	for conductor
Mismating protection	Yes
Note on mismating protection	All <i>WINSTA</i> ® components are 100% protected against mismating when: a.) plugging different numbers of poles b.) plugging while rotated 180 c.) plugging while laterally staggered d.) plugging one pole
Locking lever	yes
Locking of plug-in connection	locking lever
Note on locking system	All connectors for mounted installations (snap-in versions for lighting fixtures or devices, all types of PCB and distribution connectors) are factory-equipped with locking levers to ensure plugs and sockets are securely locked. Additional locking levers are only required for flying leads (plug/socket).

## Material data

Note (material data)	Information on material specifications can be found here
Color	gray
Insulation material	Polyamide (PA66)
Flammability class per UL94	V0
Clamping spring material	Chrome-nickel spring steel (CrNi)
Contact material	Copper or copper alloy; surface-treated
Contact plating	Tin
Fire load	0.457 MJ
Weight	15.9 g

## Environmental requirements

Processing temperature	-5 ... +40 °C
Continuous operating temperature	-35 ... +85 °C
Note on continuous operating temperature	Insulating parts for temperatures ≤ 105 °C

## Commercial data

Product Group	20 (Winsta)
eCl@ss 10.0	27-44-06-02
eCl@ss 9.0	27-44-06-02
ETIM 8.0	EC002566

Subject to changes. Please also observe the further product documentation!

WAGO GmbH & Co. KG  
Hansastr. 27  
32423 Minden  
Phone: +49571 887-0 | Fax: +49571 887-169  
Email: [info.de@wago.com](mailto:info.de@wago.com) | Web: [www.wago.com](http://www.wago.com)

Do you have any questions about our products?  
We are always happy to take your call at +49 (571) 887-44222.



ETIM 7.0	EC002566
PU (SPU)	100 pcs
Packaging type	box
Country of origin	DE
GTIN	4044918254007
Customs tariff number	85366990990

## Environmental Product Compliance

RoHS Compliance Status	Compliant, No Exemption
------------------------	-------------------------

## Approvals / Certificates

### General approvals

Logo	Approval	Additional Approval Text	Certificate name
	CCA DEKRA Certification B.V.	IEC 61984	NL-32104
	CCA DEKRA Certification B.V.	EN 61984	2173495.01
	cURus Underwriters Laboratories Inc.	UL 1977	E45171
	cURus Underwriters Laboratories Inc.	UL 1059	E 45172

### Declarations of conformity and manufacturer's declarations




Logo	Approval	Additional Approval Text	Certificate name
	EU-Declaration of Conformity WAGO GmbH & Co. KG	-	-
	UK-Declaration of Conformity WAGO GmbH & Co. KG	-	-

### Approvals for marine applications

Subject to changes. Please also observe the further product documentation!

WAGO GmbH & Co. KG  
Hansastr. 27  
32423 Minden  
Phone: +49571 887-0 | Fax: +49571 887-169  
Email: [info.de@wago.com](mailto:info.de@wago.com) | Web: [www.wago.com](http://www.wago.com)

Do you have any questions about our products?  
We are always happy to take your call at +49 (571) 887-44222.

Logo	Approval	Additional Approval Text	Certificate name
	<b>ABS</b> American Bureau of Shipping	-	19- HG1868589- PDA
	<b>DNV GL</b> Det Norske Veritas, Germanischer Lloyd	-	TAE00001Z6
	<b>LR</b> Lloyds Register	IEC 61984	LR22429487TA

## Counterpart



### Item no.770-244

Socket; 4-pole; Cod. B; 4,00 mm<sup>2</sup>; gray

[www.wago.com/770-244](http://www.wago.com/770-244)



### Item no.771-9994/005-103

pre-assembled interconnecting cable; Eca; Socket/plug; 4-pole; Cod. B; Control cable 4 x 1.0 mm<sup>2</sup>; 1 m; 1,00 mm<sup>2</sup>; gray

[www.wago.com/771-9994/005-103](http://www.wago.com/771-9994/005-103)



### Item no.771-9994/105-103

pre-assembled connecting cable; Eca; Socket/open-ended; 4-pole; Cod. B; Control cable 4 x 1.0 mm<sup>2</sup>; 1 m; 1,00 mm<sup>2</sup>; gray

[www.wago.com/771-9994/105-103](http://www.wago.com/771-9994/105-103)

## Optional accessories

### Coding

Coding



### Item no.: 770-401

Coding pin; for plugs; Plastic; gray

[www.wago.com/770-401](http://www.wago.com/770-401)

### Cover

Cover



### Item no.: 770-694

Lockout cap; 4-pole; for cutouts; Plastic; white

[www.wago.com/770-694](http://www.wago.com/770-694)



### Item no.: 770-644

Lockout cap; 4-pole; for cutouts; Plastic; black

[www.wago.com/770-644](http://www.wago.com/770-644)



### Item no.: 770-360

Lockout cap; for plugs; 5-pole; separable; yellow

[www.wago.com/770-360](http://www.wago.com/770-360)

### Tool

Subject to changes. Please also observe the further product documentation!

WAGO GmbH & Co. KG

Hansastr. 27

32423 Minden


Phone: +49571 887-0 | Fax: +49571 887-169

Email: [info.de@wago.com](mailto:info.de@wago.com) | Web: [www.wago.com](http://www.wago.com)

Do you have any questions about our products?

We are always happy to take your call at +49 (571) 887-44222.



Operating tool			
	Item no.: 210-719		
	Operating tool; Blade: 2.5 x 0.4 mm; with a partially insulated shaft		
			<a href="http://www.wago.com/210-719">www.wago.com/210-719</a>

Downloads  
Documentation

Bid Text			
770-754	2019 Feb 19	xml	Download
X81 - Datei		3.0 kB	
770-754	2015 Jun 8	doc	Download
doc - Datei		24.6 kB	

CAD/CAE-Data

CAD data			
2D/3D Models 770-754		URL	Download
CAE data			
EPLAN Data Portal 770-754		URL	Download
WSCAD Universe 770-754		URL	Download
ZUKEN Portal 770-754		URL	Download
Asset Administration Shell			
Asset Administration Shell 770-754		URL	Download


Environmental Product Compliance

Compliance Search			
Environmental Product Compliance 770-754		URL	Download
Snap-in plug; 4-pole; Cod. B; 4,00 mm²; gray			


Subject to changes. Please also observe the further product documentation!




## Installation Notes




We recommend pulling the pre-latched strain relief housing over the cable prior to termination. However, the strain relief can be mounted at a later time as well.



1. Strip length, outer insulation = 35 mm (2-pole), 55 mm (3- to 5-pole)
2. Strip length = 9 mm
3. Extended ground conductor = 8 mm




To terminate fine-stranded conductors, open the clamping unit via screwdriver (2.5 mm blade width) and insert a stripped conductor until it hits the backstop.




Insert the stripped solid conductor until it hits the backstop.

Subject to changes. Please also observe the further product documentation!



To terminate fine-stranded conductors, open the clamping unit via screwdriver (2.5 mm blade width) and insert a stripped conductor until it hits the backstop.



To remove the conductor, actuate the clamp via screwdriver (2.5 mm blade width) and pull out the conductor.

## Product family

### WINSTA® MIDI

[Show all products from the family](#)

Subject to changes. Please also observe the further product documentation!

WAGO GmbH & Co. KG  
Hansastr. 27  
32423 Minden  
Phone: +49571 887-0 | Fax: +49571 887-169  
Email: [info.de@wago.com](mailto:info.de@wago.com) | Web: [www.wago.com](http://www.wago.com)

Do you have any questions about our products?  
We are always happy to take your call at +49 (571) 887-44222.