

Data

Electrical data

Ratings per IEC/EN

Rated current	76 A
---------------	------

Physical data

Pin spacing	10 mm / 0.394 inches
Jumper assignment	1-2-3

Mechanical Data

Suitable	for 745 Series (16 mm²) and 2716 Series
----------	---

Material data

Note (material data)	Information on material specifications can be found here
----------------------	--

Subject to changes. Please also observe the further product documentation!

WAGO GmbH & Co. KG  
Hansastr. 27  
32423 Minden  
Phone: +49571 887-0 | Fax: +49571 887-169  
Email: [info.de@wago.com](mailto:info.de@wago.com) | Web: [www.wago.com](http://www.wago.com)

Do you have any questions about our products?  
We are always happy to take your call at +49 (571) 887-44222.



Color	silver-colored
Contact material	Copper alloy
Contact plating	Tin
Weight	5.6 g

**Commercial data**

Product Group	4 (Printed Circuit Connectors)
eCl@ss 10.0	27-14-11-40
eCl@ss 9.0	27-44-04-92
ETIM 8.0	EC000489
ETIM 7.0	EC000489
PU (SPU)	300 (50) pcs
Packaging type	box
Country of origin	CH
GTIN	4044918303491
Customs tariff number	85366990990

**Environmental Product Compliance**

RoHS Compliance Status	Compliant, No Exemption
------------------------	-------------------------

**Downloads****Documentation****Additional Information**

2019 Apr 3	pdf 2.1 MB	Download
------------	---------------	----------

**CAD/CAE-Data****CAD data**

2D/3D Models 745-583	URL	Download
----------------------	-----	----------

**CAE data**

ZUKEN Portal 745-583	URL	Download
----------------------	-----	----------

**Asset Administration Shell**

Asset Administration Shell 745-583	URL	Download
------------------------------------	-----	----------

Subject to changes. Please also observe the further product documentation!

## Environmental Product Compliance


### Compliance Search

Environmental Product Compliance 745-583  
Jumper; 3-way; silver-colored


URL

Download

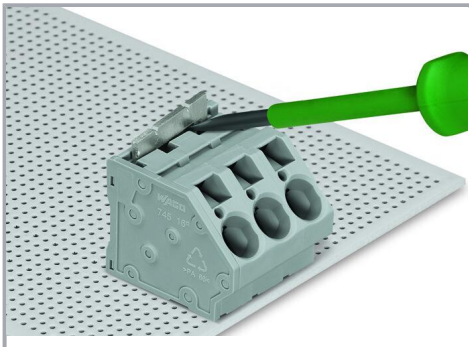
## Installation Notes



Inserting a comb-style jumper bar.



To insert a comb-style jumper bar, push it down using a screwdriver until it hits the backstop – 745 Series.



To remove the jumper bar, lift it up using a screwdriver – 745 Series.

Subject to changes. Please also observe the further product documentation!

WAGO GmbH & Co. KG  
Hansastr. 27  
32423 Minden  
Phone: +49571 887-0 | Fax: +49571 887-169  
Email: [info.de@wago.com](mailto:info.de@wago.com) | Web: [www.wago.com](http://www.wago.com)

Do you have any questions about our products?  
We are always happy to take your call at +49 (571) 887-44222.