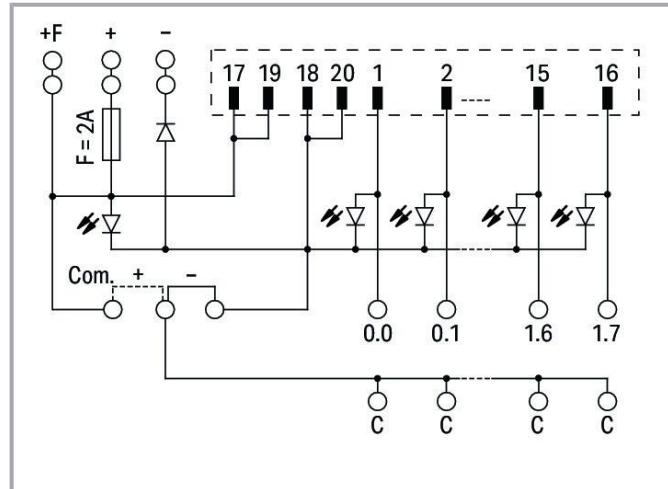



Data sheet | Item number: 704-2024

Interface module for system wiring; Pluggable connector per DIN 41651; Male connector; 20-pole; 16-channel digital input or output; 2-wire connection; in mounting carrier

www.wago.com/704-2024



Data

Electrical data

Inputs/outputs	16-channel digital input or output
Circuit type	2-wire connection
Nominal operating voltage	DC 24 V
Operating voltage range	±10 %
Current consumption (status indication)	5 mA
Total current	2 A
Limiting continuous current	1 A
Status indicator	Green LED (channel) Yellow LED (power supply)
Internal fuse	2 A

Safety and protection

Rated voltage	50 V
Rated surge voltage	0.8 kV

Subject to changes. Please also observe the further product documentation!

WAGO GmbH & Co. KG
Hansastr. 27
32423 Minden
Phone: +49571 887-0 | Fax: +49571 887-169
Email: info.de@wago.com | Web: www.wago.com

Do you have any questions about our products?
We are always happy to take your call at +49 (571) 887-44222.



Compatibility

Siemens

Siemens S7-300

6ES7 313-5BE01-0AB0
6ES7 313-5BG04-0AB0
6ES7 313-6BE01-0AB0
6ES7 313-6BF03-0AB0
6ES7 313-6CE01-0AB0
6ES7 313-6CF03-0AB0
6ES7 314-6BF01-0AB0
6ES7 314-6BG03-0AB0
6ES7 314-6CF01-0AB0
6ES7 314-6CG03-0AB0
6ES7 321-1BH02-0AA0
6ES7 321-1BH10-0AA0
6ES7 321-1BH80-0AA0
6ES7 321-1BL00-0AA0
6ES7 321-1BL80-0AA0
6ES7 321-1BP00-0AA0
6ES7 321-7BH01-0AB0
6ES7 321-7BH80-0AA0
6ES7 322-1BH01-0AA0
6ES7 322-1BH10-0AA0
6ES7 322-1BH80-0AA0
6ES7 322-1BL00-0AA0
6ES7 322-1BP00-0AA0
6ES7 322-1EH01-0AA0
6ES7 322-8BH01/8BH10-0AB0
6ES7 323-1BL00-0AA0
6ES7 326-1BK01-0AB0
6ES7 326-1RF00-0AB0

Siemens S7-400

6ES7 421-1BL01-0AA0
6ES7 421-7BH01-0AB0
6ES7 422-1BL00-0AA0
6ES7 422-7BL00-0AB0

Siemens S7-1500

6ES7 511-1CK00-0AB0
6ES7 512-1CK00-0AB0
6ES7 521-1BH00-0AA0
6ES7 521-1BH10-0AA0
6ES7 521-1BL00-0AB0
6ES7 521-1BL10-0AA0
6ES7 521-1BP00-0AA0
6ES7 522-1BH00-0AB0
6ES7 522-1BH01-0AB0

Subject to changes. Please also observe the further product documentation!

WAGO GmbH & Co. KG

Hansastr. 27

32423 Minden

Phone: +49571 887-0 | Fax: +49571 887-169

Email: info.de@wago.com | Web: www.wago.com

Do you have any questions about our products?

We are always happy to take your call at +49 (571) 887-44222.



6ES7 522-1BH10-0AA0
 6ES7 522-1BL00-0AB0
 6ES7 522-1BL01-0AB0
 6ES7 522-1BL10-0AA0
 6ES7 522-1BP00-0AA0
 6ES7 523-1BL00-0AA0
 6ES7 526-1BH00-0AB0

Siemens ET200SP

6ES7 131-6BH01-0BA0
 6ES7 131-6BH01-2BA0
 6ES7 132-6BH00-0AA0
 6ES7 132-6BH00-2AA0
 6ES7 132-6BH01-0BA0
 6ES7 132-6BH01-2BA0

GE Fanuc

GE Fanuc 9030

IC693 MDL241
 IC693 MDL640
 IC693 MDL643
 IC693 MDL645
 IC693 MDL646
 IC693 MDL655
 IC693 MDL740
 IC693 MDL742
 IC693 MDL753

GE Fanuc RX3i

IC694 MDL655
 IC694 MDL753

Schneider

Schneider Modicon TM3

TM3 DI16(G)
 TM3 DI16K
 TM3 DI32K
 TM3 DQ16T(G)
 TM3 DQ16TK
 TM3 DQ32TK

Schneider Modicon M340

BMX DDI 1602
 BMX DDI 3202K
 BMX DDI 6402K
 BMX DDO 1602
 BMX DDO 3202K
 BMX DDO 6402K
 BMX DDM 3202K

Schneider Modicon Quantum

140 DDI 353 00
 140 DDI 364 00
 140 DDO 353 00
 140 DDO 353 01

Subject to changes. Please also observe the further product documentation!

WAGO GmbH & Co. KG

Hansastr. 27

32423 Minden

Phone: +49571 887-0 | Fax: +49571 887-169

Email: info.de@wago.com | Web: www.wago.com

Do you have any questions about our products?

We are always happy to take your call at +49 (571) 887-44222.



140 DDO 364 00
 140 DDM 390 00
 140 DSI 353 00
 140 DVO 853 00

Schneider TSX

TSX DEY 16D2
 TSX DEY 16FK
 TSX DEY 32D2K
 TSX DEY 64D2K
 TSX DMY 28FK
 TSX DMY 28RFK
 TSX DSY 16T2
 TSX DSY 32T2K
 TSX DSY 64T2K
 TSX DMZ 28DT
 TSX DMZ 28DTK
 TSX DMZ 64DTK
 TSX DSZ 32T2
 TSX DEZ 12D2K
 TSX DEZ 32D2

Schneider Twido

TM2 DDI 16DK
 TM2 DDI 32DK
 TM2 DDO 16TK
 TM2 DDO 32TK

Rockwell

Rockwell Compact Logix

1769 - IQ16
 1769 - IQ16F
 1769 - IQ32
 1769 - IQ32T
 1769 - OB16
 1769 - OB16P
 1769 - OB32
 1769 - OB32T

Rockwell Control Logix

1756 - IB16I
 1756 - IB16ISOE
 1756 - IB32
 1756 - OB16E
 1756 - OB16I
 1756 - OB16IS
 1756 - OB32

Omron

Omron CJ1W

CJ1W-ID211
 CJ1W-ID231
 CJ1W-ID232

Subject to changes. Please also observe the further product documentation!



CJ1W-ID261
 CJ1W-ID262
 CJ1W-IDP01
 CJ1W-INT01
 CJ1W-MD232
 CJ1W-OD212
 CJ1W-OD232
 CJ1W-OD262

WAGO

WAGO I/O System 750	750-1400 750-1500 750-1502
WAGO I/O System 753	753-430 (x2) 753-431 (x2) 753-530 (x2)

Connection data

Connection 1

Connector	DIN 41651 connector; male connector
Pole number 1	20
Connection type 1	System
Note (conductor cross-section)	12 AWG: THHN, THWN
Mating direction	vertical

Connection 2

Design 2	PCB terminal blocks (double-deck)
Pole number 2	32
Connection type 2	Field
WAGO connector 2	WAGO 736 Series
Solid conductor 2	0.08 ... 2.5 mm ² / 28 ... 12 AWG
Fine-stranded conductor 2	0.08 ... 2.5 mm ² / 28 ... 12 AWG
Strip length 2	5 ... 6 mm / 0.2 ... 0.24 inches

Connection 3

Design 3	PCB terminal blocks (double-deck)
Pole number 3	6
Connection type 3	Power supply

Subject to changes. Please also observe the further product documentation!

WAGO GmbH & Co. KG
 Hansastr. 27
 32423 Minden
 Phone: +49571 887-0 | Fax: +49571 887-169
 Email: info.de@wago.com | Web: www.wago.com

Do you have any questions about our products?
 We are always happy to take your call at +49 (571) 887-44222.



WAGO connector 3	WAGO 736 Series
Solid conductor 3	0.08 ... 2.5 mm ² / 28 ... 12 AWG
Fine-stranded conductor 3	0.08 ... 2.5 mm ² / 28 ... 12 AWG
Strip length 3	5 ... 6 mm / 0.2 ... 0.24 inches

Physical data

Width	85 mm / 3.346 inches
Height	85 mm / 3.346 inches
Depth from upper-edge of DIN-rail	50 mm / 1.969 inches

Mechanical Data

Mounting type	DIN-35 rail
---------------	-------------

Material data

Fire load	1.976 MJ
Weight	112.3 g

Environmental requirements

Ambient temperature (operation)	-20 ... +50 °C
Ambient temperature (storage)	-40 ... +70 °C
Relative humidity	85% (non-condensing)

Commercial data

Product Group	30 (WAGO France)
eCl@ss 10.0	27-14-11-52
eCl@ss 9.0	27-14-11-52
ETIM 8.0	EC002780
ETIM 7.0	EC002780
Recupel Type	
PU (SPU)	1 pcs
Packaging type	box
Country of origin	FR
GTIN	4050821220657
Customs tariff number	85366990990

Subject to changes. Please also observe the further product documentation!

WAGO GmbH & Co. KG
 Hansastr. 27
 32423 Minden
 Phone: +49571 887-0 | Fax: +49571 887-169
 Email: info.de@wago.com | Web: www.wago.com

Do you have any questions about our products?
 We are always happy to take your call at +49 (571) 887-44222.

Environmental Product Compliance












RoHS Compliance Status

Compliant, No Exemption

Optional accessories

Cables and pluggable connectors

System cable

	Item no.: 706-2300/301-300 System cable; for Siemens S7-300; 2 x 16 digital inputs or outputs; Length: 3 m; Conductor cross-section: 0.14 mm ²	www.wago.com/706-2300/301-300
	Item no.: 706-2300/301-200 System cable; for Siemens S7-300; 2 x 16 digital inputs or outputs; Length: 2 m; Conductor cross-section: 0.14 mm ²	www.wago.com/706-2300/301-200
	Item no.: 706-2300/100-200 System cable; for Siemens S7-300; 2 x 16 digital inputs; Length: 2 m; Conductor cross-section: 0.34 mm ²	www.wago.com/706-2300/100-200
	Item no.: 706-2300/200-100 System cable; for Siemens S7-300; 2 x 16 digital outputs; Length: 1 m; Conductor cross-section: 0.14 mm ²	www.wago.com/706-2300/200-100
	Item no.: 706-2300/100-100 System cable; for Siemens S7-300; 2 x 16 digital inputs; Length: 1 m; Conductor cross-section: 0.34 mm ²	www.wago.com/706-2300/100-100
	Item no.: 706-2300/100-300 System cable; for Siemens S7-300; 2 x 16 digital inputs; Length: 3 m; Conductor cross-section: 0.34 mm ²	www.wago.com/706-2300/100-300
	Item no.: 706-2300/101-200 System cable; for Siemens S7-300; 16 digital inputs; Length: 2 m; Conductor cross-section: 0.34 mm ²	www.wago.com/706-2300/101-200
	Item no.: 706-2300/200-300 System cable; for Siemens S7-300; 2 x 16 digital outputs; Length: 3 m; Conductor cross-section: 0.14 mm ²	www.wago.com/706-2300/200-300
	Item no.: 706-2300/101-300 System cable; for Siemens S7-300; 16 digital inputs; Length: 3 m; Conductor cross-section: 0.34 mm ²	www.wago.com/706-2300/101-300
	Item no.: 706-2300/200-200 System cable; for Siemens S7-300; 2 x 16 digital outputs; Length: 2 m; Conductor cross-section: 0.14 mm ²	www.wago.com/706-2300/200-200
	Item no.: 706-2300/300-100 System cable; for Siemens S7-300; 16 digital inputs or outputs; Length: 1 m; Conductor cross-section: 0.34 mm ²	www.wago.com/706-2300/300-100

Subject to changes. Please also observe the further product documentation!

WAGO GmbH & Co. KG

Hansastr. 27

32423 Minden

Phone: +49571 887-0 | Fax: +49571 887-169

Email: info.de@wago.com | Web: www.wago.com

Do you have any questions about our products?

We are always happy to take your call at +49 (571) 887-44222.

0.14 mm²



Item no.: 706-2300/101-100

System cable; for Siemens S7-300; 16 digital inputs; Length: 1 m; Conductor cross-section: 0.34 mm²

www.wago.com/706-2300/101-100



Item no.: 706-2300/301-100

System cable; for Siemens S7-300; 2 x 16 digital inputs or outputs; Length: 1 m; Conductor cross-section: 0.14 mm²

www.wago.com/706-2300/301-100



Item no.: 706-2300/300-200

System cable; for Siemens S7-300; 16 digital inputs or outputs; Length: 2 m; Conductor cross-section: 0.14 mm²

www.wago.com/706-2300/300-200



Item no.: 706-2300/300-300

System cable; for Siemens S7-300; 16 digital inputs or outputs; Length: 3 m; Conductor cross-section: 0.14 mm²

www.wago.com/706-2300/300-300



Item no.: 706-7753/301-200

System cable; for WAGO-I/O-SYSTEM, 753 Series; 2 x 16 digital inputs or outputs; Length: 2 m; Conductor cross-section: 0.14 mm²

www.wago.com/706-7753/301-200

Connecting cable



Item no.: 706-100/1300-200

Connection cable; 20-pole; Pluggable connector per DIN 41651; open-ended; Length: 2 m; Conductor cross-section: 0.14 mm²; UR components

www.wago.com/706-100/1300-200



Item no.: 706-100/1300-400

Connection cable; 20-pole; Pluggable connector per DIN 41651; open-ended; Length: 4 m; Conductor cross-section: 0.14 mm²; UR components

www.wago.com/706-100/1300-400

Marking accessories

Marking strip



Item no.: 2009-110

Marking strips; for Smart Printer; on reel; not stretchable; plain; snap-on type; white

www.wago.com/2009-110



Item no.: 709-196

Marking strips; for laser printer; translucent

www.wago.com/709-196



Item no.: 709-178

Marking strips; on reel; 7.5 mm wide; not stretchable; plain; snap-on type; white

www.wago.com/709-178



Item no.: 709-177

Marking strips; on reel; 7.5 mm wide; not stretchable; plain; snap-on type; translucent

www.wago.com/709-177

Subject to changes. Please also observe the further product documentation!

WAGO GmbH & Co. KG

Hansastr. 27

32423 Minden

Phone: +49571 887-0 | Fax: +49571 887-169

Email: info.de@wago.com | Web: www.wago.com

Do you have any questions about our products?

We are always happy to take your call at +49 (571) 887-44222.



Downloads Documentation

Bid Text

704-2024 X81 - Datei	2019 Feb 19	xml 3.9 kB	Download
-------------------------	-------------	---------------	----------

704-2024 doc - Datei	2015 Nov 20	doc 26.1 kB	Download
-------------------------	-------------	----------------	----------

Additional Information

Disposal and Recycling Electrical and electronic equipment, Batteries, Packaging	V 1.1.0 2022 Aug 18	pdf 2.2 MB	Download
---	------------------------	---------------	----------

System Description

WAGO System Wiring, Selection Guide This guide will help you select the appropriate interface modules and system cables for the controller you are usng.		pdf 545.9 kB	Download
---	--	-----------------	----------

CAD/CAE-Data

CAD data

2D/3D Models 704-2024		URL	Download
-----------------------	--	-----	----------

CAE data

EPLAN Data Portal 704-2024		URL	Download
----------------------------	--	-----	----------

WSCAD Universe 704-2024		URL	Download
-------------------------	--	-----	----------

ZUKEN Portal 704-2024		URL	Download
-----------------------	--	-----	----------

Asset Administration Shell

Asset Administration Shell 704-2024		URL	Download
-------------------------------------	--	-----	----------

Environmental Product Compliance

Compliance Search

Environmental Product Compliance 704-2024

Subject to changes. Please also observe the further product documentation!

Data sheet | Item number: 704-2024

www.wago.com/704-2024



[URL](#)

[Download](#)

Interface module for system wiring; Pluggable connector per DIN 41651; Male connector; 20-pole; 16-channel digital input or output; 2-wire connection; in mounting carrier

Installation Notes

Subject to changes. Please also observe the further product documentation!

WAGO GmbH & Co. KG

Hansastr. 27

32423 Minden

Phone: +49571 887-0 | Fax: +49571 887-169

Email: info.de@wago.com | Web: www.wago.com

Do you have any questions about our products?

We are always happy to take your call at +49 (571) 887-44222.