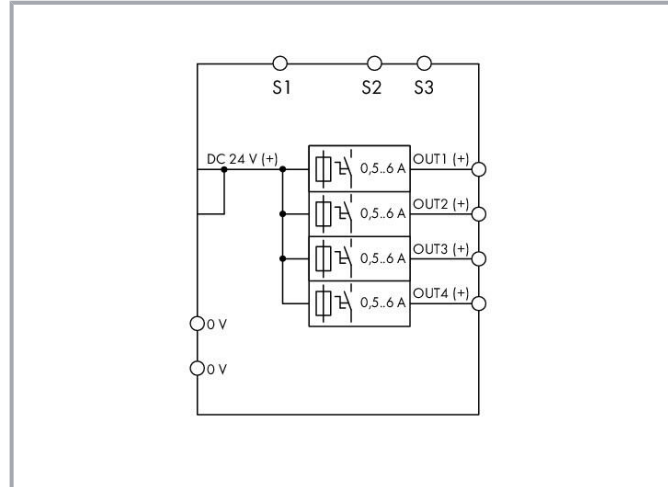



Data sheet | Item number: 787-1664/006-1000

Electronic circuit breaker; 4-channel; 24 VDC input voltage; adjustable 0.5 ... 6 A; active current limitation; communication capability



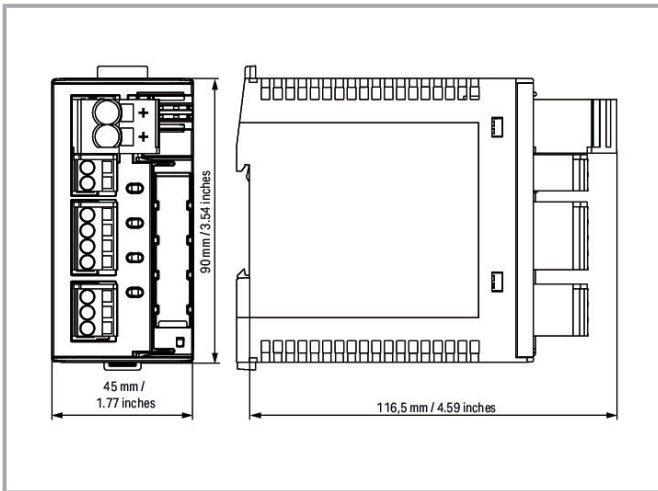
www.wago.com/787-1664/006-1000



Subject to changes. Please also observe the further product documentation!

WAGO GmbH & Co. KG
Hansastr. 27
32423 Minden
Phone: +49571 887-0 | Fax: +49571 887-169
Email: info.de@wago.com | Web: www.wago.com

Do you have any questions about our products?
We are always happy to take your call at +49 (571) 887-44222.



Item description

Features:

- Space-saving ECB with four channels
- Nominal current: 0.5 ... 6 A (adjustable for each channel via sealable selector switch)
- Active current limitation
- Switch-on capacity > 65000 μ F per channel
- One illuminated, three-colored button per channel simplifies switching (on/off), resetting, and on-site diagnostics
- Time-delayed switching of channels
- Tripped message (group signal)
- Status message for each channel via pulse sequence
- Remote input resets tripped channels or switches on/off any number of channels via pulse sequence

Data

Technical data

Input

Nominal input voltage $U_{i \text{ nom}}$	DC 24 V
Input voltage range	DC 18 ... 30 V

Output

Total number of channels (module)	4
Nominal output voltage $U_{o \text{ nom}}$	4 x DC 24 V

Subject to changes. Please also observe the further product documentation!



Output voltage range	DC 18 ... 30 V (U_e - voltage drop)
Voltage drop	≤ 145 mV (6 A) (Input (+))
Nominal output current $I_{o\text{ nom}}$	4 x 0.5 / 1 / 2 / 3 / 4 / 6 A (adjustable for each channel via selector switch)
Default setting	DC 6 A; switched on
Switch-on capacity	> 65000 μ F per channel
Switch-on behavior	Time-delayed channel switching (load-dependent, min. 50 ms / max. 5 s)
Active current limitation	Yes
Current limitation	$1.7 \times I_{o\text{ nom}}$ (typ.)

Signaling and communication

Signaling	4 x LED (green/red/orange) 1 x Remote control input (S1) 2 x Active signal output (S2; S3)
Operation status indicator	Green LED (channel OK) Red LED (tripped channel)
Remote input	Reactivation of all tripped channels via 15 ... 30 VDC pulse for min. 500 ms Switching on/off any number of channels via pulse sequence

Efficiency/power losses

Power loss P_l	≤ 0.77 W; ≤ 4.3 W (4 x 6 A)
Efficiency (typ.)	99 %

Circuit protection

Internal fuse	T 15 A per channel
---------------	--------------------

Safety and protection

Isolation voltage (connectors – housing)	DC 0.5 kV
Protection class	III
Protection type	IP20; per EN 60529
Reverse voltage protection	No
Resistance to reverse feed	\leq DC 35 V
Pollution degree	2
Transient suppression (primary)	Suppressor diode (33 V)
Parallel operation of single channels	Not permitted

Subject to changes. Please also observe the further product documentation!



Series operation	No
MTBF	> 500,000 h (per IEC 61709)

Connection data

Connection type 1	Input (+)
Connection technology	Push-in CAGE CLAMP®
WAGO connector	WAGO 831 Series
Solid conductor	0.5 ... 10 mm ² / 20 ... 8 AWG
Fine-stranded conductor	0.5 ... 10 mm ² / 20 ... 8 AWG
Strip length	13 ... 15 mm / 0.51 ... 0.59 inches
Connection type 2	Input (-); output; signaling
Connection technology 2	CAGE CLAMP®
WAGO connector 2	WAGO 721 Series
Solid conductor 2	0.08 ... 2.5 mm ² / 28 ... 12 AWG
Fine-stranded conductor 2	0.08 ... 2.5 mm ² / 28 ... 12 AWG
Strip length 2	8 ... 9 mm / 0.31 ... 0.35 inches

Physical data

Width	45 mm / 1.772 inches
Height	90 mm / 3.543 inches
Depth from upper-edge of DIN-rail	115.5 mm / 4.547 inches

Mechanical data

Mounting type	DIN-35 rail
---------------	-------------

Material data

Weight	170 g
--------	-------

Environmental requirements

Ambient temperature (operation)	-25 ... +70 °C
Ambient temperature (storage)	-25 ... +85 °C
Relative humidity	5 ... 96 % (no condensation permissible)
Derating	No derating

Subject to changes. Please also observe the further product documentation!

WAGO GmbH & Co. KG
 Hansastr. 27
 32423 Minden
 Phone: +49571 887-0 | Fax: +49571 887-169
 Email: info.de@wago.com | Web: www.wago.com

Do you have any questions about our products?
 We are always happy to take your call at +49 (571) 887-44222.

Standards and specifications

Conformity marking	CE
Standards/specifications	EN 61000-6-2 EN 61000-6-3 UL 508 UL 2367 DNV

Commercial data



eCl@ss 10.0	27-37-18-02
eCl@ss 9.0	27-37-18-02
ETIM 8.0	EC001440
ETIM 7.0	EC001440
Recupel Type	
PU (SPU)	1 pcs
Packaging type	Box
Country of origin	DE
Customs tariff number	85363010900

Environmental Product Compliance

RoHS Compliance Status	Compliant, No Exemption
------------------------	-------------------------

Approvals / Certificates

General approvals

Logo	Approval	Additional Approval Text	Certificate name
	EAC Brjansker Zertifizierungsstelle	TP TC 020/2011	EAC_Certificate_RU_C-DE.AM02.B.00115_19
	UL Underwriters Laboratories Inc.	UL 508	E255817

Declarations of conformity and manufacturer's declarations


Logo	Approval	Additional Approval Text	Certificate name
	EU-Declaration of Conformity	-	-

Subject to changes. Please also observe the further product documentation!



WAGO GmbH & Co. KG




Approvals for marine applications

Logo	Approval	Additional Approval Text	Certificate name
	DNV DNV GL SE	-	TAA0000281

Optional accessories




Tool

Operating tool


	Item no.: 210-721 Operating tool; Blade: 5.5 x 0.8 mm; with a partially insulated shaft; multicoloured	www.wago.com/210-721
	Item no.: 210-769 SCREWDRIVER; green	www.wago.com/210-769
	Item no.: 210-720 Operating tool; Blade: 3.5 x 0.5 mm; with a partially insulated shaft; multicoloured	www.wago.com/210-720

Marking accessories

Marking strip

	Item no.: 2009-110 Marking strips; for Smart Printer; on reel; not stretchable; plain; snap-on type; white	www.wago.com/2009-110
	Item no.: 210-831 Marking strips; on reel; 2.3 mm wide; plain; Self-adhesive; white	www.wago.com/210-831
	Item no.: 210-832 Marking strips; on reel; 3 mm wide; plain; Self-adhesive; white	www.wago.com/210-832

Marker

	Item no.: 2009-145 Mini-WSB Inline; for Smart Printer; 1700 pieces on roll; stretchable 5 - 5.2 mm; plain; snap-on type; white	www.wago.com/2009-145
--	--	--

Subject to changes. Please also observe the further product documentation!



Item no.: 2009-115

WMB-Inline; for Smart Printer; 1500 pieces on roll; stretchable 5 - 5.2 mm; plain; snap-on type; white

www.wago.com/2009-115



Item no.: 248-501

Mini-WSB marking card; as card; not stretchable; plain; snap-on type; white

www.wago.com/248-501



Item no.: 793-501

WMB marking card; as card; not stretchable; plain; snap-on type; white

www.wago.com/793-501



Item no.: 793-5501

WMB marking card; as card; for terminal block width 5 - 17.5 mm; stretchable 5 - 5.2 mm; plain; snap-on type; white

www.wago.com/793-5501

Downloads

Documentation

Manual

Product Manual Electronic Circuit Breaker 24 VDC / 4 x 2...10 A	V 1.1.0	pdf 1.3 MB	Download
--	---------	---------------	----------

Bid Text

787-1664/006-1000 X81 - Datei	2019 Jul 3	xml 7.3 kB	Download
787-1664/006-1000 docx - Datei	2019 Jul 2	docx 21.0 kB	Download

Instruction Leaflet

Elektronische Schutzschalter Elektronische Absicherung, DC 24 V / 4x6 A		pdf 688.0 kB	Download
--	--	-----------------	----------

Additional Information

Disposal and Recycling Electrical and electronic equipment, Batteries, Packaging	V 1.1.0 2022 Aug 18	pdf 2.2 MB	Download
---	------------------------	---------------	----------

Libraries

CoDeSys 3.x Library

Libraries for CODESYS V3.x	2023-03-24	ZIP	Download
WAGO libraries based on CODESYS V3.x control systems	2023 Mar 24	64.3 MB	

Subject to changes. Please also observe the further product documentation!



- WagoAppASi
- WagoAppCanLayer2
- WagoAppCom
- WagoAppDALI
- WagoAppDCDriveController
- WagoAppDigitalImpulseInterface
- WagoAppEnOcean
- WagoAppFuse
- WagoAppHART
- WagoAppIOLink
- WagoAppM_Bus
- WagoAppMP_Bus
- WagoAppPowerMeasurement
- WagoAppRTC
- WagoAppSMI
- WagoAppSolenoid
- WagoAppStepper
- WagoAppVibrationMonitoring

CODESYS Control Win V3 x64 is used as a test instance in version 3.5.18.20.

Library

Anbindung Stromversorgungen Serie 787	1.0.0	zip	Download
Die Bibliothek "WagoLib787_02.lib" stellt Funktionsbausteine und Visualisierungen zur Verfügung, mit deren Hilfe die Informationen der WAGO Stromversorgungsmodule der Serie 787 angezeigt werden können.	2017 Aug 28	348.4 kB	
Anbindung Stromversorgungen Serie 787	1.3.0	zip	Download
Die Bibliothek "WagoLib787_01.lib" stellt Funktionsbausteine und Visualisierungen zur Verfügung, mit deren Hilfe die Informationen der WAGO Stromversorgungsmodule der Serie 787 angezeigt werden können.	2014 May 14	562.7 kB	

CAD/CAE-Data

CAE data

EPLAN Data Portal 787-1664/006-1000	URL	Download
WSCAD Universe 787-1664/006-1000	URL	Download

Subject to changes. Please also observe the further product documentation!

WAGO GmbH & Co. KG
 Hansastr. 27
 32423 Minden
 Phone: +49571 887-0 | Fax: +49571 887-169
 Email: info.de@wago.com | Web: www.wago.com

Do you have any questions about our products?
 We are always happy to take your call at +49 (571) 887-44222.



ZUKEN Portal 787-1664/006-1000	URL	Download
WSCAD Universe 787-1664/006-1000	URL	Download
EPLAN Data Portal 787-1664/006-1000	URL	Download
CAD data		
2D/3D Models 787-1664/006-1000	URL	Download
Asset Administration Shell		
Asset Administration Shell 787-1664/006-1000	URL	Download

Environmental Product Compliance

Compliance Search

Environmental Product Compliance 787-1664/006-1000	URL	Download
Electronic circuit breaker; 4-channel; 24 VDC input voltage; adjustable 0.5 ... 6 A; active current limitation; communication capability		

Installation Notes

Subject to changes. Please also observe the further product documentation!